

**Features:**

- *picoMAX*® Female Connectors, with coding keys, 2-pole
- Pre-assembled unit
- Flexible conductor termination
- Customizable connection levels
- Various marking options available
- Sealable, transparent cover
- Commoning via jumpers (859-402)

**Electrical data**

Permissible power loss (max.)	2 W
-------------------------------	-----

**Ratings per IEC/EN 60664-1**

Nominal voltage (III/3)	250 V
Rated impulse withstand voltage (III / 3)	4 kV
Rated voltage (III/2)	320 V
Rated impulse withstand voltage (III/2)	4 kV
Nominal voltage (II/2)	630 V
Rated impulse withstand voltage (II/2)	4 kV
Rated current	16 A

**Ratings per UL 1059**

Rated voltage UL (Use Group B)	300 V
Rated current UL (Use Group B)	15 A
Rated voltage UL (Use Group D)	300 V
Rated current UL (Use Group D)	10 A

**Ratings per CSA**

Rated voltage CSA (Use Group B)	300 V
Rated current CSA (Use Group B)	15 A
Rated voltage CSA (Use Group D)	300 V
Rated current CSA (Use Group D)	10 A

### Connection Data

Pole number	2
Number of levels	2
Number of jumper slots	4
Connection technology	Push-in CAGE CLAMP®
Solid conductor	0.2 ... 2.5 mm <sup>2</sup> / 24 ... 12 AWG
Fine-stranded conductor	0.2 ... 2.5 mm <sup>2</sup> / 24 ... 12 AWG
Fine-stranded conductor; with insulated ferrule	0.2 ... 1.5 mm <sup>2</sup> / 24 ... 16 AWG
Fine-stranded conductor; with uninsulated ferrule	0.2 ... 2.5 mm <sup>2</sup> / 24 ... 14 AWG
Strip length	9 ... 10 mm / 0.35 ... 0.39 inches

### Physical data

Width	12.5 mm / 0.492 inches
Height	108 mm / 4.252 inches
Depth from upper-edge of DIN-rail	107 mm / 4.213 inches
Pin spacing	5 mm / 0.197 inches

### Mechanical data

Mounting type	DIN-35 rail
---------------	-------------

### Material data

Flammability class per UL94	V0
Housing material	PC
Clamping spring material	Chrome-nickel spring steel (CrNi)
Contact material	Electrolytic copper (E <sub>Cu</sub> )
Fire load	1.509 MJ
Weight	60 g

### Environmental requirements

Ambient temperature (operation)	-40 ... +70 °C
Ambient temperature (storage)	-40 ... +85 °C

### Commercial data

Product Group	6 (INTERFACE ELECTRONIC)
PU (SPU)	10 pcs
Packaging type	Box
Country of origin	DE
GTIN	4050821561392
Customs tariff number	85480090990

### Product Classification

UNSPSC	39121308
eCl@ss 10.0	27-18-27-02
eCl@ss 9.0	27-18-27-02
ETIM 9.0	EC001031
ETIM 10.0	EC001031
ECCN	NO US CLASSIFICATION

**Environmental Product Compliance**

REACH Candidate List Substance	Perfluorobutane sulfonic acid (PFBS) and its salts
RoHS Compliance Status	Compliant, No Exemption
SCIP notification number (Austria)	c05202e7-d4de-48cb-8724-e15d153e0333
SCIP notification number (Belgium)	4631b4d1-0462-4e56-9a43-6eef783b4c84
SCIP notification number (Bulgaria)	b86550b2-431b-49fb-a643-1cd0340ee704
SCIP notification number (Czech Republic)	b6718a11-212f-4cdc-8a6b-d0c633f23e69
SCIP notification number (Denmark)	69f56c01-9914-4bbc-8414-b94ba4c186d3
SCIP notification number (Finland)	f6ed5b90-9fdc-438a-852d-1de522accbb3
SCIP notification number (France)	c49142d6-2ef9-4479-aeb3-7c4913fad48f
SCIP notification number (Germany)	4b841f01-5fd4-430f-88d9-17698b9a57d1
SCIP notification number (Hungary)	07640279-1327-4e9d-bd64-a4ba5b59d8e6
SCIP notification number (Italy)	d2dbc42c-2fd4-4054-9abe-5f92b9b8ad8f
SCIP notification number (Netherlands)	6d4253a0-7aaf-4cbf-8257-64b3e11b128e
SCIP notification number (Poland)	a3fa2fa3-a9a8-4433-88be-d6fd1e2a3dd7
SCIP notification number (Romania)	7636ca4c-c85c-433d-8bc3-a3c095d68579
SCIP notification number (Sweden)	3928b904-3974-46f7-afb4-3c7f380db1f9

**Approvals / Certificates**

**General approvals**



Approval	Standard	Certificate Name
UL UL International Germany GmbH	UL 1059	E45172

**Downloads**

**Environmental Product Compliance**

Compliance Search
Environmental Product Compliance 2857-101 <a href="#">↓</a>

**Documentation**

Bid Text			
2857-101	20.02.2019	xml 5.07 KB	<a href="#">↓</a>
2857-101	20.02.2019	docx 15.72 KB	<a href="#">↓</a>

CAD/CAE-Data

CAD data	CAE data
2D/3D Models 2857-101	EPLAN Data Portal 2857-101
	WSCAD Universe 2857-101
	ZUKEN Portal 2857-101

1 Compatible Products

1.1 Optional Accessories

1.1.1 Ferrule

1.1.1.1 Ferrule

<p><b>Item No.: 216-241</b>                      Ferrule; Sleeve for 0.5 mm<sup>2</sup> / 20 AWG; insulated; electro-tin plated; electrolytic copper; gastight crimped; acc. to DIN 46228, Part 4/09.90; white</p>	<p><b>Item No.: 216-141</b>                      Ferrule; Sleeve for 0.5 mm<sup>2</sup> / 20 AWG; un-insulated; electro-tin plated; electrolytic copper; gastight crimped; acc. to DIN 46228, Part 1/08.92</p>	<p><b>Item No.: 216-242</b>                      Ferrule; Sleeve for 0.75 mm<sup>2</sup> / 18 AWG; insulated; electro-tin plated; electrolytic copper; gastight crimped; acc. to DIN 46228, Part 4/09.90; gray</p>	<p><b>Item No.: 216-262</b>                      Ferrule; Sleeve for 0.75 mm<sup>2</sup> / 18 AWG; un-insulated; electro-tin plated; electrolytic copper; gastight crimped; acc. to DIN 46228, Part 4/09.90; gray</p>
<p><b>Item No.: 216-142</b>                      Ferrule; Sleeve for 0.75 mm<sup>2</sup> / 18 AWG; un-insulated; electro-tin plated; electrolytic copper; gastight crimped; acc. to DIN 46228, Part 1/08.92</p>	<p><b>Item No.: 216-243</b>                      Ferrule; Sleeve for 1 mm<sup>2</sup> / AWG 18; insulated; electro-tin plated; electrolytic copper; gastight crimped; acc. to DIN 46228, Part 4/09.90; red</p>	<p><b>Item No.: 216-263</b>                      Ferrule; Sleeve for 1 mm<sup>2</sup> / AWG 18; un-insulated; electro-tin plated; electrolytic copper; gastight crimped; acc. to DIN 46228, Part 4/09.90; red</p>	<p><b>Item No.: 216-143</b>                      Ferrule; Sleeve for 1 mm<sup>2</sup> / AWG 18; un-insulated; electro-tin plated; electrolytic copper; gastight crimped; acc. to DIN 46228, Part 1/08.92</p>
<p><b>Item No.: 216-244</b>                      Ferrule; Sleeve for 1.5 mm<sup>2</sup> / AWG 16; insulated; electro-tin plated; electrolytic copper; gastight crimped; acc. to DIN 46228, Part 4/09.90; black</p>	<p><b>Item No.: 216-264</b>                      Ferrule; Sleeve for 1.5 mm<sup>2</sup> / AWG 16; un-insulated; electro-tin plated; electrolytic copper; gastight crimped; acc. to DIN 46228, Part 4/09.90; black</p>	<p><b>Item No.: 216-284</b>                      Ferrule; Sleeve for 1.5 mm<sup>2</sup> / AWG 16; un-insulated; electro-tin plated; electrolytic copper; gastight crimped; acc. to DIN 46228, Part 4/09.90; black</p>	<p><b>Item No.: 216-144</b>                      Ferrule; Sleeve for 1.5 mm<sup>2</sup> / AWG 16; un-insulated; electro-tin plated; electrolytic copper; gastight crimped; acc. to DIN 46228, Part 1/08.92; silver-colored</p>
<p><b>Item No.: 216-106</b>                      Ferrule; Sleeve for 2.5 mm<sup>2</sup> / AWG 14; un-insulated; electro-tin plated; silver-colored</p>			

1.1.2 Jumper

1.1.2.1 Jumper

<p><b>Item No.: 281-482</b>                      Jumper; 2-way; insulated; gray</p>	<p><b>Item No.: 859-402/000-006</b>                      Jumper; for jumper slot; 2-way; insulated; blue</p>	<p><b>Item No.: 859-402</b>                      Jumper; for jumper slot; 2-way; insulated; light gray</p>	<p><b>Item No.: 859-402/000-005</b>                      Jumper; for jumper slot; 2-way; insulated; red</p>
<p><b>Item No.: 859-402/000-029</b>                      Jumper; for jumper slot; 2-way; insulated; yellow</p>			

### 1.1.3 Marking

#### 1.1.3.1 Marker



**Item No.: 2009-141**

Micro-USB-Inline; 2000 pieces on roll; plain; snap-on type; white



**Item No.: 793-5501**

WMB marking card; as card; for terminal block width 5 - 17.5 mm; stretchable 5 - 5.2 mm; plain; snap-on type; white



**Item No.: 793-502**

WMB marking card; as card; MARKED; 1 ... 10 (10x); not stretchable; Horizontal marking; snap-on type; white



**Item No.: 793-566**

WMB marking card; as card; MARKED; 1 ... 50 (2x); not stretchable; Horizontal marking; snap-on type; white



**Item No.: 793-503**

WMB marking card; as card; MARKED; 11 ... 20 (10x); not stretchable; Horizontal marking; snap-on type; white



**Item No.: 793-504**

WMB marking card; as card; MARKED; 21 ... 30 (10x); not stretchable; Horizontal marking; snap-on type; white



**Item No.: 793-505**

WMB marking card; as card; MARKED; 31 ... 40 (10x); not stretchable; Horizontal marking; snap-on type; white



**Item No.: 793-506**

WMB marking card; as card; MARKED; 41 ... 50 (10x); not stretchable; Horizontal marking; snap-on type; white



**Item No.: 793-501**

WMB marking card; as card; not stretchable; plain; snap-on type; white



**Item No.: 2009-115**

WMB-Inline; for Smart Printer; 1500 pieces on roll; stretchable 5 - 5.2 mm; plain; snap-on type; white

#### 1.1.3.2 Marking device



**Item No.: 210-110**

Fiber-tip pen

#### 1.1.3.3 Marking strip



**Item No.: 2009-110**

Marking strips; for Smart Printer; on reel; not stretchable; plain; snap-on type; white

### 1.1.4 System enclosure

#### 1.1.4.1 Stripboard



**Item No.: 2857-191/3140-000**

Stripboards; 2-2 connection levels

### 1.1.5 Tool

#### 1.1.5.1 Coding



**Item No.: 2092-1610**

Coding key carrier; orange

### 1.1.5.2 Operating tool



**Item No.: 210-720**


Operating tool; Blade: 3.5 x 0.5 mm; with a partially insulated shaft; multicoloured

**Item No.: 210-657**


Operating tool; Blade: 3.5 x 0.5 mm; with a partially insulated shaft; short; multicoloured

## Installation Notes


### Installation



1. Pre-assembled unit



2. Insert and solder the PCB



3. Snap on the side wall