

Features:

- *picoMAX*® Female Connectors, with coding keys, 4-pole
- Pre-assembled unit
- Flexible conductor termination
- Customizable connection levels
- Various marking options available
- Sealable, transparent cover
- Commoning via jumpers (859-402)

Electrical data

Permissible power loss (max.)	3 W
-------------------------------	-----

Ratings per IEC/EN 60664-1

Nominal voltage (III/3)	250 V
Rated impulse withstand voltage (III / 3)	4 kV
Rated voltage (III/2)	320 V
Rated impulse withstand voltage (III/2)	4 kV
Nominal voltage (II/2)	630 V
Rated impulse withstand voltage (II/2)	4 kV
Rated current	16 A

Ratings per UL 1059

Rated voltage UL (Use Group B)	300 V
Rated current UL (Use Group B)	15 A
Rated voltage UL (Use Group D)	300 V
Rated current UL (Use Group D)	10 A

Ratings per CSA

Rated voltage CSA (Use Group B)	300 V
Rated current CSA (Use Group B)	15 A
Rated voltage CSA (Use Group D)	300 V
Rated current CSA (Use Group D)	10 A

Connection data

Pole number	4
Number of levels	2
Number of jumper slots	4
Connection technology	Push-in CAGE CLAMP®
Solid conductor	0.2 ... 2.5 mm ² / 24 ... 12 AWG
Fine-stranded conductor	0.2 ... 2.5 mm ² / 24 ... 12 AWG
Fine-stranded conductor; with insulated ferrule	0.2 ... 1.5 mm ² / 24 ... 16 AWG
Fine-stranded conductor; with uninsulated ferrule	0.2 ... 2.5 mm ² / 24 ... 14 AWG
Strip length	9 ... 10 mm / 0.35 ... 0.39 inches

Physical data

Width	22.5 mm / 0.886 inches
Height	108 mm / 4.252 inches
Depth from upper-edge of DIN-rail	107 mm / 4.213 inches
Pin spacing	5 mm / 0.197 inches

Mechanical data

Mounting type	DIN-35 rail
---------------	-------------

Material data

Flammability class per UL94	V0
Housing material	PC
Clamping spring material	Chrome-nickel spring steel (CrNi)
Contact material	Electrolytic copper (E _{Cu})
Fire load	2.096 MJ
Weight	93.5 g

Environmental requirements

Ambient temperature (operation)	-40 ... +70 °C
Ambient temperature (storage)	-40 ... +85 °C

Commercial data

Product Group	6 (INTERFACE ELECTRONIC)
PU (SPU)	5 pcs
Packaging type	Box
Country of origin	DE
GTIN	4050821561422
Customs tariff number	85472000900

Product Classification

UNSPSC	39121308
eCl@ss 10.0	27-18-27-02
eCl@ss 9.0	27-18-27-02
ETIM 9.0	EC001031
ETIM 10.0	EC001031
ECCN	NO US CLASSIFICATION

Environmental Product Compliance

REACH Candidate List Substance	Perfluorobutane sulfonic acid (PFBS) and its salts
RoHS Compliance Status	Compliant, No Exemption
SCIP notification number (Austria)	13456c4c-5131-4189-884e-d6914f380878
SCIP notification number (Belgium)	de376499-3be9-4743-be26-c858427df91b
SCIP notification number (Bulgaria)	b0fa1381-6402-47ed-8e99-838909d3396c
SCIP notification number (Czech Republic)	c4030184-2b07-4dc1-9975-042c12642256
SCIP notification number (Denmark)	22040ca4-1bf0-4061-b776-8b299715c2c7
SCIP notification number (Finland)	07f65446-c4f1-4ea8-bcf1-13031288cd55
SCIP notification number (France)	0e308e98-e484-4e58-90fe-828e6db18129
SCIP notification number (Germany)	2e39e1cd-8048-4f0a-aa6e-00f254cfa72f
SCIP notification number (Hungary)	e41fbe40-e256-4469-a3ab-ccee9ed653be
SCIP notification number (Italy)	8f49216d-0a25-4914-b595-984c3242d14d
SCIP notification number (Netherlands)	138eab4f-f4b5-472e-b527-cdfdc44d198d
SCIP notification number (Poland)	48198eea-fa1d-4592-bd2a-e7f16f8082f9
SCIP notification number (Romania)	eb09f3a9-fd7a-49e1-9ef0-1a5e7769dc50
SCIP notification number (Sweden)	5cf15c0f-70df-48a3-929b-f2dfdaed24f7

Approvals / Certificates

General approvals



Approval	Standard	Certificate Name
UL UL International Germany GmbH	UL 1059	E45172

Downloads

Environmental Product Compliance

Compliance Search
Environmental Product Compliance 2857-121 ↓

Documentation

Bid Text			
2857-121	20.02.2019	docx 15.90 KB	↓
2857-121	20.02.2019	xml 5.07 KB	↓

CAD/CAE-Data

CAD data

2D/3D Models
2857-121 

CAE data

EPLAN Data Portal
2857-121 

WSCAD Universe
2857-121 

ZUKEN Portal
2857-121 

1 Compatible Products

1.1 Optional Accessories

1.1.1 Ferrule

1.1.1.1 Ferrule



[Item No.: 216-241](#)

Ferrule; Sleeve for 0.5 mm² / 20 AWG; insulated; electro-tin plated; electrolytic copper; gastight crimped; acc. to DIN 46228, Part 4/09.90; white



[Item No.: 216-141](#)

Ferrule; Sleeve for 0.5 mm² / 20 AWG; un-insulated; electro-tin plated; electrolytic copper; gastight crimped; acc. to DIN 46228, Part 1/08.92



[Item No.: 216-242](#)

Ferrule; Sleeve for 0.75 mm² / 18 AWG; insulated; electro-tin plated; electrolytic copper; gastight crimped; acc. to DIN 46228, Part 4/09.90; gray



[Item No.: 216-262](#)

Ferrule; Sleeve for 0.75 mm² / 18 AWG; un-insulated; electro-tin plated; electrolytic copper; gastight crimped; acc. to DIN 46228, Part 4/09.90; gray



[Item No.: 216-142](#)

Ferrule; Sleeve for 0.75 mm² / 18 AWG; un-insulated; electro-tin plated; electrolytic copper; gastight crimped; acc. to DIN 46228, Part 1/08.92



[Item No.: 216-243](#)

Ferrule; Sleeve for 1 mm² / AWG 18; insulated; electro-tin plated; electrolytic copper; gastight crimped; acc. to DIN 46228, Part 4/09.90; red



[Item No.: 216-263](#)

Ferrule; Sleeve for 1 mm² / AWG 18; un-insulated; electro-tin plated; electrolytic copper; gastight crimped; acc. to DIN 46228, Part 4/09.90; red



[Item No.: 216-143](#)

Ferrule; Sleeve for 1 mm² / AWG 18; un-insulated; electro-tin plated; electrolytic copper; gastight crimped; acc. to DIN 46228, Part 1/08.92



[Item No.: 216-244](#)

Ferrule; Sleeve for 1.5 mm² / AWG 16; insulated; electro-tin plated; electrolytic copper; gastight crimped; acc. to DIN 46228, Part 4/09.90; black



[Item No.: 216-264](#)

Ferrule; Sleeve for 1.5 mm² / AWG 16; un-insulated; electro-tin plated; electrolytic copper; gastight crimped; acc. to DIN 46228, Part 4/09.90; black



[Item No.: 216-284](#)

Ferrule; Sleeve for 1.5 mm² / AWG 16; un-insulated; electro-tin plated; electrolytic copper; gastight crimped; acc. to DIN 46228, Part 4/09.90; black



[Item No.: 216-144](#)

Ferrule; Sleeve for 1.5 mm² / AWG 16; un-insulated; electro-tin plated; electrolytic copper; gastight crimped; acc. to DIN 46228, Part 1/08.92; silver-colored



[Item No.: 216-106](#)

Ferrule; Sleeve for 2.5 mm² / AWG 14; un-insulated; electro-tin plated; silver-colored

1.1.2 Jumper

1.1.2.1 Jumper



[Item No.: 281-482](#)

Jumper; 2-way; insulated; gray



[Item No.: 859-402/000-006](#)

Jumper; for jumper slot; 2-way; insulated; blue



[Item No.: 859-402](#)

Jumper; for jumper slot; 2-way; insulated; light gray



[Item No.: 859-402/000-005](#)

Jumper; for jumper slot; 2-way; insulated; red



[Item No.: 859-402/000-029](#)

Jumper; for jumper slot; 2-way; insulated; yellow

1.1.3 Marking

1.1.3.1 Marker



Item No.: 2009-141

Micro-USB-Inline; 2000 pieces on roll; plain; snap-on type; white



Item No.: 793-5501

WMB marking card; as card; for terminal block width 5 - 17.5 mm; stretchable 5 - 5.2 mm; plain; snap-on type; white



Item No.: 793-502

WMB marking card; as card; MARKED; 1 ... 10 (10x); not stretchable; Horizontal marking; snap-on type; white



Item No.: 793-566

WMB marking card; as card; MARKED; 1 ... 50 (2x); not stretchable; Horizontal marking; snap-on type; white



Item No.: 793-503

WMB marking card; as card; MARKED; 11 ... 20 (10x); not stretchable; Horizontal marking; snap-on type; white



Item No.: 793-504

WMB marking card; as card; MARKED; 21 ... 30 (10x); not stretchable; Horizontal marking; snap-on type; white



Item No.: 793-505

WMB marking card; as card; MARKED; 31 ... 40 (10x); not stretchable; Horizontal marking; snap-on type; white



Item No.: 793-506

WMB marking card; as card; MARKED; 41 ... 50 (10x); not stretchable; Horizontal marking; snap-on type; white



Item No.: 793-501

WMB marking card; as card; not stretchable; plain; snap-on type; white



Item No.: 2009-115

WMB-Inline; for Smart Printer; 1500 pieces on roll; stretchable 5 - 5.2 mm; plain; snap-on type; white

1.1.3.2 Marking device



Item No.: 210-110

Fiber-tip pen

1.1.3.3 Marking strip



Item No.: 2009-110

Marking strips; for Smart Printer; on reel; not stretchable; plain; snap-on type; white

1.1.4 System enclosure

1.1.4.1 Stripboard



Item No.: 2857-191/3140-000

Stripboards; 2-2 connection levels

1.1.5 Tool

1.1.5.1 Coding



Item No.: 2092-1610

Coding key carrier; orange

1.1.5.2 Operating tool



Item No.: 210-720


Operating tool; Blade: 3.5 x 0.5 mm; with a partially insulated shaft; multicoloured

Item No.: 210-657


Operating tool; Blade: 3.5 x 0.5 mm; with a partially insulated shaft; short; multicoloured

Installation Notes


Installation



1. Pre-assembled unit



2. Insert and solder the PCB



3. Snap on the side wall