

Features:

- *picoMAX*® Female Connectors, with coding keys, 2-pole
- Pre-assembled unit
- Flexible conductor termination
- Customizable connection levels
- Various marking options available
- Sealable, transparent cover
- Commoning via jumpers (859-402)

Electrical data

Permissible power loss (max.)	2 W
-------------------------------	-----

Ratings per IEC/EN 60664-1

Nominal voltage (III/3)	250 V
Rated impulse withstand voltage (III / 3)	4 kV
Rated voltage (III/2)	320 V
Rated impulse withstand voltage (III/2)	4 kV
Nominal voltage (II/2)	630 V
Rated impulse withstand voltage (II/2)	4 kV
Rated current	16 A

Ratings per UL 1059

Rated voltage UL (Use Group B)	300 V
Rated current UL (Use Group B)	15 A
Rated voltage UL (Use Group D)	300 V
Rated current UL (Use Group D)	10 A

Ratings per CSA

Rated voltage CSA (Use Group B)	300 V
Rated current CSA (Use Group B)	15 A
Rated voltage CSA (Use Group D)	300 V
Rated current CSA (Use Group D)	10 A

Connection Data

Pole number	2
Number of levels	3
Number of jumper slots	0
Connection technology	Push-in CAGE CLAMP®
Solid conductor	0.2 ... 2.5 mm ² / 24 ... 12 AWG
Fine-stranded conductor	0.2 ... 2.5 mm ² / 24 ... 12 AWG
Fine-stranded conductor; with insulated ferrule	0.2 ... 1.5 mm ² / 24 ... 16 AWG
Fine-stranded conductor; with uninsulated ferrule	0.2 ... 2.5 mm ² / 24 ... 14 AWG
Strip length	9 ... 10 mm / 0.35 ... 0.39 inches

Physical data

Width	12.5 mm / 0.492 inches
Height	112 mm / 4.41 inches
Depth from upper-edge of DIN-rail	107 mm / 4.213 inches
Pin spacing	5 mm / 0.197 inches

Mechanical data

Mounting type	DIN-35 rail
---------------	-------------

Material data

Flammability class per UL94	V0
Housing material	PC
Clamping spring material	Chrome-nickel spring steel (CrNi)
Contact material	Electrolytic copper (E _{Cu})
Fire load	1.606 MJ
Weight	66 g

Environmental requirements

Ambient temperature (operation)	-40 ... +70 °C
Ambient temperature (storage)	-40 ... +85 °C

Commercial data

Product Group	6 (INTERFACE ELECTRONIC)
PU (SPU)	10 pcs
Packaging type	Box
Country of origin	DE
GTIN	4050821561415
Customs tariff number	85472000900

Product Classification

UNSPSC	39121311
eCl@ss 10.0	27-18-27-02
eCl@ss 9.0	27-18-27-02
ETIM 9.0	EC001031
ETIM 10.0	EC001031
ECCN	NO US CLASSIFICATION

Environmental Product Compliance	
REACH Candidate List Substance	Perfluorobutane sulfonic acid (PFBS) and its salts
RoHS Compliance Status	Compliant, No Exemption
SCIP notification number (Austria)	0af7c045-e7f0-49c4-ab13-95515a58b10b
SCIP notification number (Belgium)	8179037e-9b72-41d7-a5eb-29b7d01bb747
SCIP notification number (Bulgaria)	a39c1241-d109-4f77-9278-d8448c68b6ce
SCIP notification number (Czech Republic)	9ab81a97-288d-4182-8c69-d510d713a69
SCIP notification number (Denmark)	f0129db3-007b-48ff-8c20-dac1a9864bb8
SCIP notification number (Finland)	fc6017bd-d824-4873-8a98-706e4026f889
SCIP notification number (France)	f6daac7f-f386-4991-948b-506a96511318
SCIP notification number (Germany)	9b12d5fc-1866-486c-a888-3258f578fb5
SCIP notification number (Hungary)	195b1d2c-c9c1-44d3-b000-ed2ae82a6811
SCIP notification number (Italy)	6af0cd4b-b2e7-4286-a5bd-00e12ed0e669
SCIP notification number (Netherlands)	6d68db97-6af0-4947-829b-53b489e55015
SCIP notification number (Poland)	34d059eb-b3d2-4b7a-84d2-89d6658fa921
SCIP notification number (Romania)	b55edcd4-355f-4e31-8394-3248b494f8c0
SCIP notification number (Sweden)	939f89b5-b233-48a8-aa1c-6efb49b2c4d4

Approvals / Certificates

General approvals



Approval	Standard	Certificate Name
UL UL International Germany GmbH	UL 1059	E45172

Downloads

Environmental Product Compliance

Compliance Search	
Environmental Product Compliance 2857-103	↓

Documentation

Bid Text			
2857-103	20.02.2019	docx 15.58 KB	↓
2857-103	20.02.2019	xml 5.07 KB	↓

CAD/CAE-Data

CAD data

2D/3D Models
2857-103 

CAE data

EPLAN Data Portal
2857-103 

WSCAD Universe
2857-103 

ZUKEN Portal
2857-103 

1 Compatible Products

1.1 Optional Accessories

1.1.1 Ferrule

1.1.1.1 Ferrule



Item No.: 216-241
Ferrule; Sleeve for 0.5 mm² / 20 AWG; insulated; electro-tin plated; electrolytic copper; gastight crimped; acc. to DIN 46228, Part 4/09.90; white



Item No.: 216-141
Ferrule; Sleeve for 0.5 mm² / 20 AWG; un-insulated; electro-tin plated; electrolytic copper; gastight crimped; acc. to DIN 46228, Part 1/08.92



Item No.: 216-242
Ferrule; Sleeve for 0.75 mm² / 18 AWG; insulated; electro-tin plated; electrolytic copper; gastight crimped; acc. to DIN 46228, Part 4/09.90; gray



Item No.: 216-262
Ferrule; Sleeve for 0.75 mm² / 18 AWG; un-insulated; electro-tin plated; electrolytic copper; gastight crimped; acc. to DIN 46228, Part 4/09.90; gray



Item No.: 216-142
Ferrule; Sleeve for 0.75 mm² / 18 AWG; un-insulated; electro-tin plated; electrolytic copper; gastight crimped; acc. to DIN 46228, Part 1/08.92



Item No.: 216-243
Ferrule; Sleeve for 1 mm² / AWG 18; insulated; electro-tin plated; electrolytic copper; gastight crimped; acc. to DIN 46228, Part 4/09.90; red



Item No.: 216-263
Ferrule; Sleeve for 1 mm² / AWG 18; un-insulated; electro-tin plated; electrolytic copper; gastight crimped; acc. to DIN 46228, Part 4/09.90; red



Item No.: 216-143
Ferrule; Sleeve for 1 mm² / AWG 18; un-insulated; electro-tin plated; electrolytic copper; gastight crimped; acc. to DIN 46228, Part 1/08.92



Item No.: 216-244
Ferrule; Sleeve for 1.5 mm² / AWG 16; insulated; electro-tin plated; electrolytic copper; gastight crimped; acc. to DIN 46228, Part 4/09.90; black



Item No.: 216-264
Ferrule; Sleeve for 1.5 mm² / AWG 16; un-insulated; electro-tin plated; electrolytic copper; gastight crimped; acc. to DIN 46228, Part 4/09.90; black



Item No.: 216-284
Ferrule; Sleeve for 1.5 mm² / AWG 16; un-insulated; electro-tin plated; electrolytic copper; gastight crimped; acc. to DIN 46228, Part 4/09.90; black



Item No.: 216-144
Ferrule; Sleeve for 1.5 mm² / AWG 16; un-insulated; electro-tin plated; electrolytic copper; gastight crimped; acc. to DIN 46228, Part 1/08.92; silver-colored



Item No.: 216-106
Ferrule; Sleeve for 2.5 mm² / AWG 14; un-insulated; electro-tin plated; silver-colored

1.1.2 Jumper

1.1.2.1 Jumper



Item No.: 281-482
Jumper; 2-way; insulated; gray



Item No.: 859-402/000-006
Jumper; for jumper slot; 2-way; insulated; blue



Item No.: 859-402
Jumper; for jumper slot; 2-way; insulated; light gray



Item No.: 859-402/000-005
Jumper; for jumper slot; 2-way; insulated; red



Item No.: 859-402/000-029
Jumper; for jumper slot; 2-way; insulated; yellow

1.1.3 Marking

1.1.3.1 Marker



Item No.: 2009-141

Micro-USB-Inline; 2000 pieces on roll; plain; snap-on type; white



Item No.: 793-5501

WMB marking card; as card; for terminal block width 5 - 17.5 mm; stretchable 5 - 5.2 mm; plain; snap-on type; white



Item No.: 793-502

WMB marking card; as card; MARKED; 1 ... 10 (10x); not stretchable; Horizontal marking; snap-on type; white



Item No.: 793-566

WMB marking card; as card; MARKED; 1 ... 50 (2x); not stretchable; Horizontal marking; snap-on type; white



Item No.: 793-503

WMB marking card; as card; MARKED; 11 ... 20 (10x); not stretchable; Horizontal marking; snap-on type; white



Item No.: 793-504

WMB marking card; as card; MARKED; 21 ... 30 (10x); not stretchable; Horizontal marking; snap-on type; white



Item No.: 793-505

WMB marking card; as card; MARKED; 31 ... 40 (10x); not stretchable; Horizontal marking; snap-on type; white



Item No.: 793-506

WMB marking card; as card; MARKED; 41 ... 50 (10x); not stretchable; Horizontal marking; snap-on type; white



Item No.: 793-501

WMB marking card; as card; not stretchable; plain; snap-on type; white



Item No.: 2009-115

WMB-Inline; for Smart Printer; 1500 pieces on roll; stretchable 5 - 5.2 mm; plain; snap-on type; white

1.1.3.2 Marking device



Item No.: 210-110

Fiber-tip pen

1.1.3.3 Marking strip



Item No.: 2009-110

Marking strips; for Smart Printer; on reel; not stretchable; plain; snap-on type; white

1.1.4 System enclosure

1.1.4.1 Stripboard



Item No.: 2857-193/3140-000

Stripboards; 3-3 connection levels

1.1.5 Tool

1.1.5.1 Coding



Item No.: 2092-1610

Coding key carrier; orange

1.1.5.2 Operating tool



Item No.: 210-720


Operating tool; Blade: 3.5 x 0.5 mm; with a partially insulated shaft; multicoloured

Item No.: 210-657


Operating tool; Blade: 3.5 x 0.5 mm; with a partially insulated shaft; short; multicoloured

Installation Notes


Installation



1. Pre-assembled unit



2. Insert and solder the PCB



3. Snap on the side wall