






CL.1 Deck valve clockwise closing cold - Chrome

CL.1

20 000 705 Product version from 3/9/2015

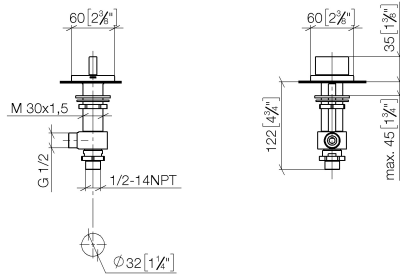
- hole diameter valve 32 mm
- rosette 60 x 60 mm
- with cold marking
- WRAS



	Chrome	20 000 705-00
	Brushed Platinum	20 000 705-06
	Dark Chrome	20 000 705-19
	Brushed Light Gold (PVD)	20 000 705-27
	Brushed Champagne (22kt Gold)	20 000 705-46
	Champagne (22kt Gold)	20 000 705-47
	Brushed Dark Platinum	20 000 705-99

20 000 705 Product version from 3/9/2015

mm [inches]



Flow rate chart



Codes & Standards

ASME A112.18.1	cUPC	DIN 4109	ISO 3822
Scottish Water Byelaws	UK Water Supply Regulations	Ü-Zeichen	



CL.1 Deck valve clockwise closing cold - Chrome

CL.1

20 000 705 Product version from 3/9/2015

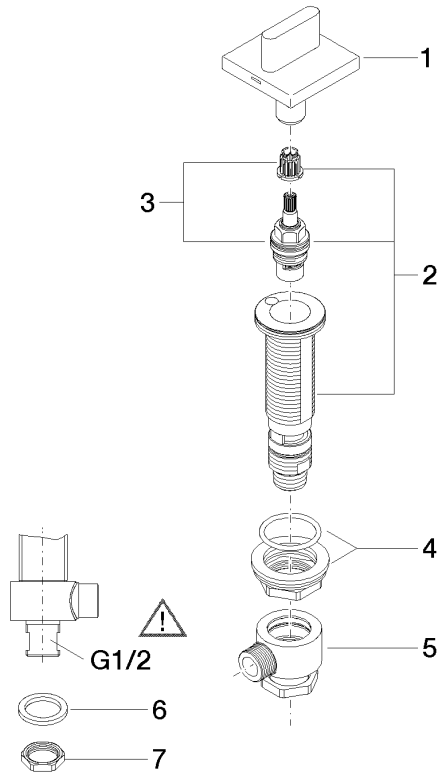
Certificates and sustainability

IAPMO_4976

LGA_28

WRAS_2103

EPD-DOR-20230287
-IBA1-EN
Environmental.prod
uct-declarat



Spare parts list

No.	Item Number	Name	Quantity used	Delivery time
2	04 17 11 058 33 90	Side piece clockwise closing, G 1/2, 180° -	1.00	14
8	09 23 10 012 90	Mounting Nut SW 24 1/2" -	1.00	14
3	90 90 03 133 00 90	Head part clockwise closing extended, 7mm 1/2" -	1.00	14
7	09 30 11 059 90	Disc -	1.00	14
6	90 23 30 040 00-00	Union piece - Chrome	1.00	20
5	04 17 11 023 10 90	Connection Distributor, complete 1/2" -	1.00	14
4	04 23 10 032 78 90	Mounting with seals M30 x 1,5 -	1.00	14
1	90 20 70 051 04-00	Handle for bath Cold oval pure 60 x 60 x 40 mm - Chrome	1.00	20