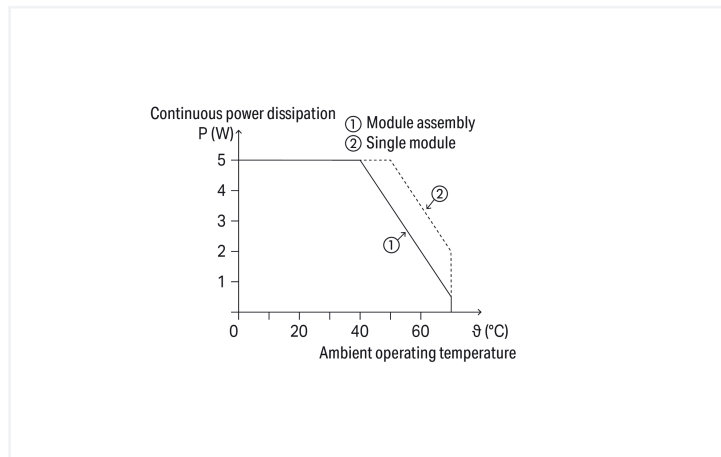
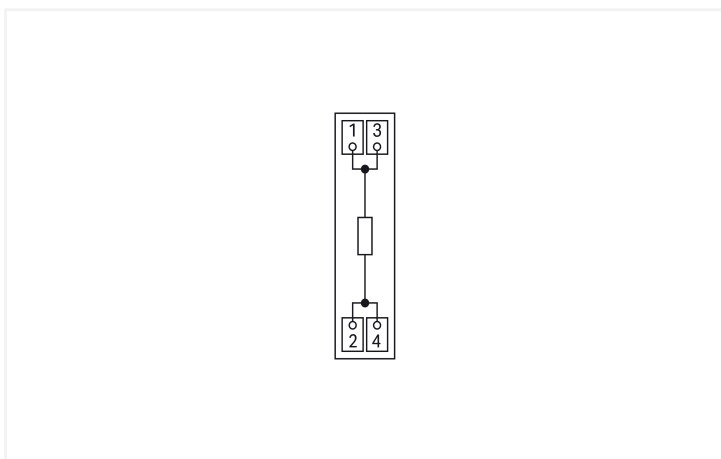




Similar to illustration  
 Picture shows 289-128/003-000



Current-carrying capacity curve



### Notes

Safety Information	Depending on operating conditions, the components' temperature may exceed the limit temperature for accessible parts.
Safety information 2	<b>Notice!</b> Accessible live parts! Protection against accidental contact must be provided by the system installer, e.g., using a WAGO 709 Series Cover (see "Accessories") or a similar cover. The installation guidelines must be followed for each specific application.
Note	Other resistors are available upon request!

### Electrical data

Resistor	2K4
Tolerance	±10 %
Temperature coefficient	50 ppm (20 °C)
Component rated dissipation (P70)	5 W

## Safety and protection

Protection type	IP00
-----------------	------

## Connection Data

Note (conductor cross-section)	12 AWG: THHN, THWN
--------------------------------	--------------------

### Connection 1

Connection technology	CAGE CLAMP®
WAGO connector	WAGO 236 Series
Solid conductor	0.08 ... 2.5 mm <sup>2</sup> / 28 ... 12 AWG
Fine-stranded conductor	0.08 ... 2.5 mm <sup>2</sup> / 28 ... 12 AWG
Strip length	5 ... 6 mm / 0.2 ... 0.24 inches

## Physical data

Width	13 mm / 0.512 inches
Height	85 mm / 3.346 inches
Depth from upper-edge of DIN-rail	34 mm / 1.339 inches

## Mechanical data

Mounting type	DIN-35 rail
Housing design	Mounting carrier

## Material data

Fire load	0.304 MJ
Weight	18.9 g

## Environmental requirements

Ambient temperature (operation)	-20 ... +70 °C (derating must be observed)
Ambient temperature (storage)	-40 ... +70 °C

## Commercial data

Product Group	6 (INTERFACE ELECTRONIC)
PU (SPU)	18 (1) pcs
Packaging type	Box
Country of origin	DE
GTIN	4055143311755
Customs tariff number	85369010000

## Product Classification

UNSPSC	32121705
eCl@ss 10.0	27-14-11-27
eCl@ss 9.0	27-14-11-49
ETIM 9.0	EC000903
ETIM 10.0	EC000903
ECCN	NO US CLASSIFICATION

**Environmental Product Compliance**

RoHS Compliance Status	Compliant, No Exemption
------------------------	-------------------------

**Downloads**

**Environmental Product Compliance**

**Compliance Search**

Environmental Product Compliance 289-128/001-000	<a href="#">↓</a>
---	-------------------

**Documentation**

**Bid Text**

289-128/001-000	19.02.2019	xml 3.40 KB	<a href="#">↓</a>
289-128/001-000	11.02.2015	doc 25.00 KB	<a href="#">↓</a>

**Instruction Leaflet**

Operation and Assembly Instructions Interface	V 1.0.0 02.04.2025	pdf 1246.19 KB	<a href="#">↓</a>
---	-----------------------	-------------------	-------------------

**CAD/CAE-Data**

**CAD data**

2D/3D Models 289-128/001-000	<a href="#">↓</a>
---------------------------------	-------------------

**CAE data**













EPLAN Data Portal 289-128/001-000	<a href="#">↓</a>
WSCAD Universe 289-128/001-000	<a href="#">↓</a>
ZUKEN Portal 289-128/001-000	<a href="#">↓</a>

**1 Compatible Products**

**1.1 Optional Accessories**

**1.1.1 Ferrule**

**1.1.1.1 Ferrule**

 <b>Item No.: 216-301</b> Ferrule; Sleeve for 0.25 mm <sup>2</sup> / AWG 24; insulated; electro-tin plated; yellow	 <b>Item No.: 216-321</b> Ferrule; Sleeve for 0.25 mm <sup>2</sup> / AWG 24; insulated; electro-tin plated; yellow	 <b>Item No.: 216-302</b> Ferrule; Sleeve for 0.34 mm <sup>2</sup> / 22 AWG; insulated; electro-tin plated; light turquoise	 <b>Item No.: 216-322</b> Ferrule; Sleeve for 0.34 mm <sup>2</sup> / 22 AWG; insulated; electro-tin plated; light turquoise
 <b>Item No.: 216-201</b> Ferrule; Sleeve for 0.5 mm <sup>2</sup> / 20 AWG; insulated; electro-tin plated; electrolytic copper; gastight crimped; acc. to DIN 46228, Part 4/09.90; white	 <b>Item No.: 216-241</b> Ferrule; Sleeve for 0.5 mm <sup>2</sup> / 20 AWG; insulated; electro-tin plated; electrolytic copper; gastight crimped; acc. to DIN 46228, Part 4/09.90; white	 <b>Item No.: 216-221</b> Ferrule; Sleeve for 0.5 mm <sup>2</sup> / 20 AWG; insulated; electro-tin plated; white	 <b>Item No.: 216-242</b> Ferrule; Sleeve for 0.75 mm <sup>2</sup> / 18 AWG; insulated; electro-tin plated; electrolytic copper; gastight crimped; acc. to DIN 46228, Part 4/09.90; gray
 <b>Item No.: 216-262</b> Ferrule; Sleeve for 0.75 mm <sup>2</sup> / 18 AWG; insulated; electro-tin plated; electrolytic copper; gastight crimped; acc. to DIN 46228, Part 4/09.90; gray	 <b>Item No.: 216-202</b> Ferrule; Sleeve for 0.75 mm <sup>2</sup> / 18 AWG; insulated; electro-tin plated; gray	 <b>Item No.: 216-222</b> Ferrule; Sleeve for 0.75 mm <sup>2</sup> / 18 AWG; insulated; electro-tin plated; gray	 <b>Item No.: 216-243</b> Ferrule; Sleeve for 1 mm <sup>2</sup> / AWG 18; insulated; electro-tin plated; electrolytic copper; gastight crimped; acc. to DIN 46228, Part 4/09.90; red

1.1.1.1 Ferrule



**Item No.: 216-263**

Ferrule; Sleeve for 1 mm<sup>2</sup> / AWG 18; insulated; electro-tin plated; electrolytic copper; gastight crimped; acc. to DIN 46228, Part 4/09.90; red

**Item No.: 216-203**

Ferrule; Sleeve for 1 mm<sup>2</sup> / AWG 18; insulated; electro-tin plated; red

**Item No.: 216-223**

Ferrule; Sleeve for 1 mm<sup>2</sup> / AWG 18; insulated; electro-tin plated; red

**Item No.: 216-204**

Ferrule; Sleeve for 1.5 mm<sup>2</sup> / AWG 16; insulated; electro-tin plated; black



**Item No.: 216-224**

Ferrule; Sleeve for 1.5 mm<sup>2</sup> / AWG 16; insulated; electro-tin plated; black

**Item No.: 216-244**

Ferrule; Sleeve for 1.5 mm<sup>2</sup> / AWG 16; insulated; electro-tin plated; electrolytic copper; gastight crimped; acc. to DIN 46228, Part 4/09.90; black

**Item No.: 216-264**

Ferrule; Sleeve for 1.5 mm<sup>2</sup> / AWG 16; insulated; electro-tin plated; electrolytic copper; gastight crimped; acc. to DIN 46228, Part 4/09.90; black

**Item No.: 216-284**

Ferrule; Sleeve for 1.5 mm<sup>2</sup> / AWG 16; insulated; electro-tin plated; electrolytic copper; gastight crimped; acc. to DIN 46228, Part 4/09.90; black

1.1.2 Installation

1.1.2.1 Cover



**Item No.: 709-153**

Cover; Type 1; suitable for cover carrier, type 1; 1 m long; transparent

1.1.2.2 Cover carrier



**Item No.: 709-167**

Cover carrier; Type 1; incl. fixing/retaining screws and knurled nut; suitable for 279 to 282 and 880 Series rail-mounted terminal blocks; suitable for 264 Series miniature rail-mounted terminal blocks; suitable for 270 Series sensor and actuator terminal blocks; gray

1.1.3 Marking

1.1.3.1 Marking strip



**Item No.: 709-196**

Marking strips; for laser printer; translucent



**Item No.: 210-831**

Marking strips; on reel; 2.3 mm wide; plain; Self-adhesive; white



**Item No.: 210-832**

Marking strips; on reel; 3 mm wide; plain; Self-adhesive; white



**Item No.: 709-177**

Marking strips; on reel; 7.5 mm wide; not stretchable; plain; snap-on type; translucent



**Item No.: 709-178**

Marking strips; on reel; 7.5 mm wide; not stretchable; plain; snap-on type; white

## 1.1.4 Tool

### 1.1.4.1 Operating tool



**Item No.: 210-720**

Operating tool; Blade: 3.5 x 0.5 mm; with a partially insulated shaft; multicoloured