

MEM Deck valve clockwise closing cold - Chrome

MEM

20 000 782 Product version from 3/10/2014

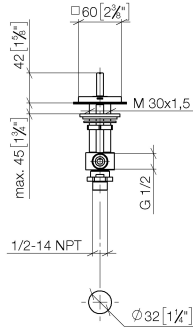
- hole diameter 32 mm
- rosette 60 x 60 mm
- with cold marking
- WRAS



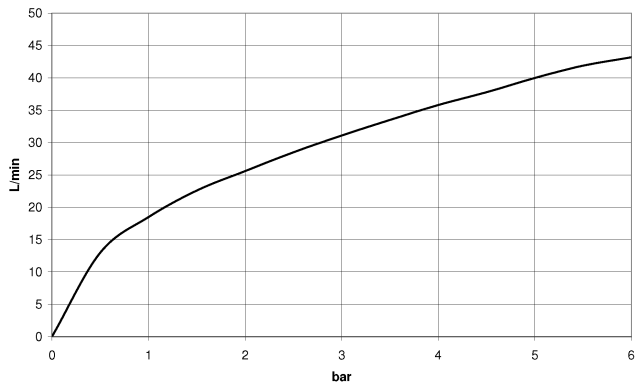
	Chrome	20 000 782-00
	Brushed Platinum	20 000 782-06
	Platinum	20 000 782-08
	Dark Chrome	20 000 782-19
	Brushed Light Gold (PVD)	20 000 782-27
	Brushed Durabrass (23kt Gold)	20 000 782-28
	Brushed Dark Brass (PVD)	20 000 782-39
	Brushed Bronze (PVD)	20 000 782-42
	Brushed Dark Bronze (PVD)	20 000 782-43
	Brushed Champagne (22kt Gold)	20 000 782-46
	Champagne (22kt Gold)	20 000 782-47
	Brushed Dark Platinum	20 000 782-99

20 000 782 Product version from 3/10/2014

mm [inches]



Flow rate chart



Codes & Standards

ASME A112.18.1

cUPC

Scottish Water
Byelaws

UK Water Supply
Regulations



MEM Deck valve clockwise closing cold - Chrome

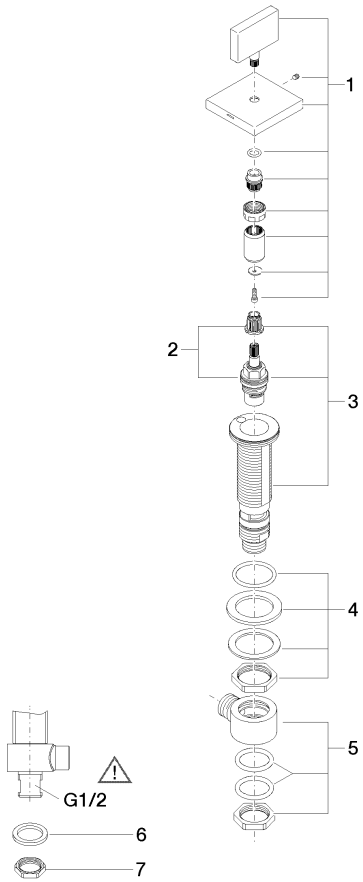
MEM

20 000 782 Product version from 3/10/2014

Certificates and sustainability

IAPMO_4976	WRAS_2103	EPD-DOR-20230287 -IBA1-EN Environmental.prod uct-declarat
------------	-----------	--

20 000 782 Product version from 3/10/2014



Spare parts list

No.	Item Number	Name	Quantity used	Delivery time
1	90 20 78 002 04-00	Handle for side valve Cold 60 x 75 x 60 mm - Chrome	1.00	20
3	04 17 11 058 33 90	Side piece clockwise closing, G 1/2, 180° -	1.00	14
5	04 17 11 023 10 90	Connection Distributor, complete 1/2" -	1.00	14
7	09 23 10 012 90	Mounting Nut SW 24 1/2" -	1.00	14
6	09 30 11 059 90	Disc -	1.00	14
2	90 90 03 133 00 90	Head part clockwise closing extended, 7mm 1/2" -	1.00	14
4	04 23 10 032 78 90	Mounting with seals M30 x 1,5 -	1.00	14