

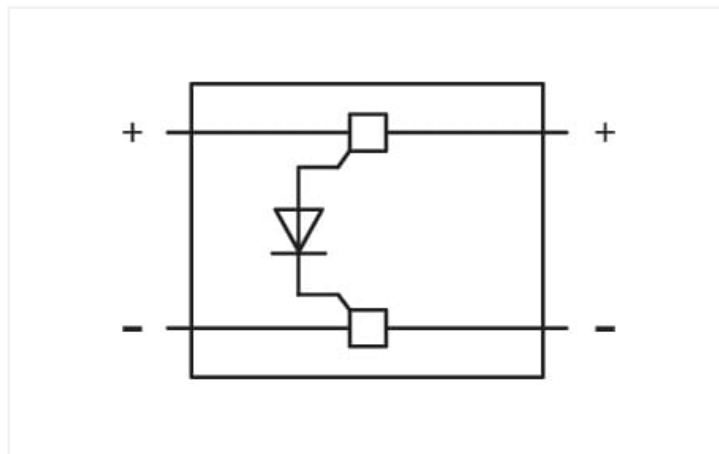
Data Sheet | Item Number: 2002-880/1000-411

Component plug; 2-pole; with diode 1N4007; 10.4 mm wide; Operating temperature 85°C max.; gray

<https://www.wago.com/2002-880/1000-411>



Color: ■ gray



2002-880/1000-411

Electrical data

Ratings per IEC/EN

Rated current 0.5 A

General information

Nominal voltage 250 V
Reverse voltage 1000 V

Physical data

Width 10.4 mm / 0.409 inches

Mechanical data

Marking level Center marking

Material data

Note (material data)

[Information on material specifications can be found here](https://www.wago.com/us/material-specifications)

Color gray
Material group I
Insulation material Polyamide (PA66)
Flammability class per UL94 V0
Fire load 0.142 MJ
Weight 4.4 g

Environmental requirements

Processing temperature	-35 ... +85 °C
Continuous operating temperature	-60 ... +105 °C

Commercial data

Product Group	22 (TOPJOB S)
eCl@ss 10.0	27-14-11-49
eCl@ss 9.0	27-14-11-49
ETIM 8.0	EC002018
ETIM 7.0	EC002018
PU (SPU)	50 pcs
Packaging type	Box
Country of origin	DE
GTIN	4045454949006
Customs tariff number	85366990990

Environmental Product Compliance

CAS-No.	7439-92-1 79-94-7
REACH Candidate List Substance	2,2',6,6'-tetrabromo-4,4'-isopropylidenediphenol Lead
RoHS Compliance Status	Compliant,With Exemption
RoHS Exemption	7(a) 7(c)-I
SCIP notification number (Austria)	8a82dba0-ae45-46a5-b9d7-2411e464b9fe
SCIP notification number (Belgium)	5539267a-9712-4440-bb4b-8736b3782209
SCIP notification number (Bulgaria)	c41d57d9-3bba-465f-8719-09f45d7f4fa0
SCIP notification number (Czech Republic)	d9a34e6f-d103-4549-b46b-cd283de64523
SCIP notification number (Denmark)	2d15fa36-8536-4d8a-96f2-26196b5bdfef
SCIP notification number (Finland)	ab085620-0c25-4f3e-b22c-418daf9e499a
SCIP notification number (France)	86bef947-9f19-4c52-beea-292e7312a42f
SCIP notification number (Germany)	65587ca4-2b41-44f0-b167-8a05b9d4cc81
SCIP notification number (Hungary)	a894ddeb-71cb-4b4c-afa4-777e0b079e1e
SCIP notification number (Italy)	ded3223a-1bae-4538-989d-bec138a48a56
SCIP notification number (Netherlands)	563a6586-8a27-496a-894a-4c6a5cfbcaee
SCIP notification number (Poland)	d6d7cc1c-cea3-4c39-8bfc-eaffee9cb398
SCIP notification number (Romania)	ec8afcf-d9faa-44b7-b69c-7bf9b4f814b3
SCIP notification number (Sweden)	2d6994b2-ca9e-42bd-ac0d-49786e3355ea

Downloads

Environmental Product Compliance

Compliance Search

Environmental Product
Compliance
2002-880/1000-411



Documentation

Additional Information		Bid Text	
Technical Section	pdf 2240.62 KB	2002-880/1000-411	19.02.2019 xml 2.79 KB
		2002-880/1000-411	02.08.2018 docx 14.32 KB

CAD/CAE-Data




CAD data	CAE data
2D/3D Models 2002-880/1000-411	WSCAD Universe 2002-880/1000-411
	ZUKEN Portal 2002-880/1000-411

1 Compatible Products

1.1 Optional Accessories

1.1.1 Marking

1.1.1.1 Marker

 Item No.: 793-5501/000-006 WMB marking card; as card; for terminal block width 5 - 17.5 mm; stretchable 5 - 5.2 mm; plain; snap-on type; blue	 Item No.: 793-5501/000-014 WMB marking card; as card; for terminal block width 5 - 17.5 mm; stretchable 5 - 5.2 mm; plain; snap-on type; brown	 Item No.: 793-5501/000-007 WMB marking card; as card; for terminal block width 5 - 17.5 mm; stretchable 5 - 5.2 mm; plain; snap-on type; gray	 Item No.: 793-5501/000-023 WMB marking card; as card; for terminal block width 5 - 17.5 mm; stretchable 5 - 5.2 mm; plain; snap-on type; green
 Item No.: 793-5501/000-017 WMB marking card; as card; for terminal block width 5 - 17.5 mm; stretchable 5 - 5.2 mm; plain; snap-on type; light green	 Item No.: 793-5501/000-012 WMB marking card; as card; for terminal block width 5 - 17.5 mm; stretchable 5 - 5.2 mm; plain; snap-on type; orange	 Item No.: 793-5501/000-005 WMB marking card; as card; for terminal block width 5 - 17.5 mm; stretchable 5 - 5.2 mm; plain; snap-on type; red	 Item No.: 793-5501/000-024 WMB marking card; as card; for terminal block width 5 - 17.5 mm; stretchable 5 - 5.2 mm; plain; snap-on type; violet
 Item No.: 793-5501 WMB marking card; as card; for terminal block width 5 - 17.5 mm; stretchable 5 - 5.2 mm; plain; snap-on type; white	 Item No.: 793-5501/000-002 WMB marking card; as card; for terminal block width 5 - 17.5 mm; stretchable 5 - 5.2 mm; plain; snap-on type; yellow	 Item No.: 2009-115/000-006 WMB-Inline; for Smart Printer; 1500 pieces on roll; stretchable 5 - 5.2 mm; plain; snap-on type; blue	 Item No.: 2009-115/000-007 WMB-Inline; for Smart Printer; 1500 pieces on roll; stretchable 5 - 5.2 mm; plain; snap-on type; gray
 Item No.: 2009-115/000-023 WMB-Inline; for Smart Printer; 1500 pieces on roll; stretchable 5 - 5.2 mm; plain; snap-on type; green	 Item No.: 2009-115/000-017 WMB-Inline; for Smart Printer; 1500 pieces on roll; stretchable 5 - 5.2 mm; plain; snap-on type; light green	 Item No.: 2009-115/000-012 WMB-Inline; for Smart Printer; 1500 pieces on roll; stretchable 5 - 5.2 mm; plain; snap-on type; orange	 Item No.: 2009-115/000-024 WMB-Inline; for Smart Printer; 1500 pieces on roll; stretchable 5 - 5.2 mm; plain; snap-on type; violet
 Item No.: 2009-115 WMB-Inline; for Smart Printer; 1500 pieces on roll; stretchable 5 - 5.2 mm; plain; snap-on type; white	 Item No.: 2009-115/000-002 WMB-Inline; for Smart Printer; 1500 pieces on roll; stretchable 5 - 5.2 mm; plain; snap-on type; yellow		

1.1.1.2 Marking strip



Item No.: 2009-110

Marking strips; for Smart Printer; on reel; not stretchable; plain; snap-on type; white

1.1.2 Screwless end stop

1.1.2.1 Mounting accessories



Item No.: 249-117

Screwless end stop; 10 mm wide; for DIN-rail 35 x 15 and 35 x 7.5; gray



Item No.: 249-116

Screwless end stop; 6 mm wide; for DIN-rail 35 x 15 and 35 x 7.5; gray

1.1.3 Terminal blocks

1.1.3.1 Through terminal block



Item No.: 2002-1201

2-conductor through terminal block; 2.5 mm²; suitable for Ex e II applications; side and center marking; for DIN-rail 35 x 15 and 35 x 7.5; Push-in CAGE CLAMP®; 2,50 mm²; gray



Item No.: 2202-1201

2-conductor through terminal block; with push-button; 2.5 mm²; with test port; suitable for Ex e II applications; side and center marking; for DIN-rail 35 x 15 and 35 x 7.5; Push-in CAGE CLAMP®; 2,50 mm²; gray



Item No.: 2002-1301

3-conductor through terminal block; 2.5 mm²; suitable for Ex e II applications; side and center marking; for DIN-rail 35 x 15 and 35 x 7.5; Push-in CAGE CLAMP®; 2,50 mm²; gray



Item No.: 2202-1301

3-conductor through terminal block; with push-button; 2.5 mm²; with test port; side and center marking; for DIN-rail 35 x 15 and 35 x 7.5; Push-in CAGE CLAMP®; 2,50 mm²; gray



Item No.: 2002-1401


4-conductor through terminal block; 2.5 mm²; suitable for Ex e II applications; side and center marking; for DIN-rail 35 x 15 and 35 x 7.5; Push-in CAGE CLAMP®; 2,50 mm²; gray



Item No.: 2202-1401

4-conductor through terminal block; with push-button; 2.5 mm²; with test port; side and center marking; for DIN-rail 35 x 15 and 35 x 7.5; Push-in CAGE CLAMP®; 2,50 mm²; gray

Installation Notes



Similar to push-in type jumpers, these diode modules are simply pushed into the current bar's contact slots of two adjacent through terminal blocks, providing the following advantages:

- Compatible with all 2001 to 2006 Series Through Terminal Blocks equipped with jumper slots (note the module's width)
 - Easy retrofits for existing systems
- Additional advantages:
- Separation into functional and wiring levels
 - Fast replacement of other functional units
 - Solder-free assembly of diodes, resistors, etc.




Length of through terminal blocks with a pluggable diode module:

48.5 mm / 1.91 inch for 2002-1201

59.2 mm / 2.33 inch for 2002-1301

69.9 mm / 2.75 inch for 2002-1401

Testing



Testing

Can also be performed using 2-pole test plugs.

Marking



Labeling via WMB Multi markers and marking strips