

# Motion detector, 230 V, 16 m, 300°, IP54, for surface mounting, black

351-26572

4 year warranty

This 1-channel outdoor motion detector, which is not activated by pets, is perfectly suitable for every light switch around the house. The detection range is 16 metres. The motion sensor can be precisely aimed. The device has a built-in light sensor and switches the lighting on automatically or manually with an N.O. push button (to be ordered separately). After the pre-set time delay, the light is switched off automatically. This sensor can be configured both manually and by remote control.

Finishing colour: black

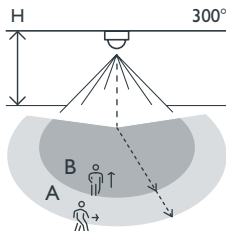
- Animal detection can be switched on/off
- Low crossing detection
- Low consumption (0.25 W)
- Detection head adjustable horizontally and vertically
- Separate setting for the lux, the switch-off delay and the sensitivity
- Can be programmed manually or using the optional remote control
- High-performing detection with few inadvertent triggers

Motion detector for use in driveways, carports, gardens, etc.

- The lighting remains on while there is motion
- You can split the detection zone using the cover mask provided.
- The user remote control provided allows you to turn animal detection on and off and turn the lights on and off manually.
- Potential-free contact




## Detection range



H	A Across	B Towards
2 m	16 m	8 m
3 m	16 m	8 m
4 m	16 m	8 m
5 m	16 m	8 m

  
230 V

  
stand-alone

  
300 °

  
16 m from  
a height of  
3 m

  
2 – 5 m

  
surface  
mounting

**niko**

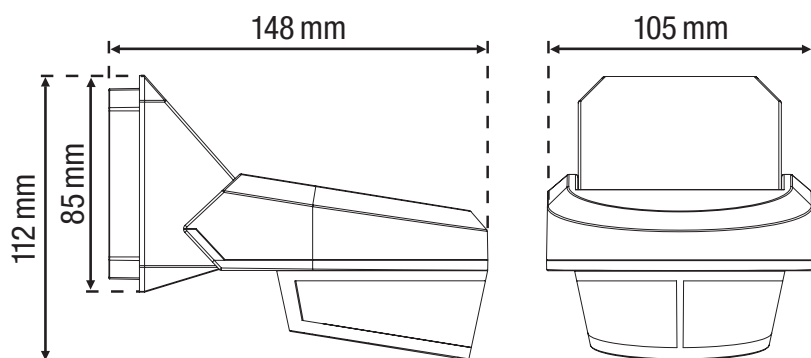
## Technical data

Article number	351-26572
Input voltage	230 Vac $\pm$ 10 %, 50 Hz
Detector output	230 V (ON/OFF)
Maximum MCB rating	10 A (limited by national installation rules)
Relay contact	N.O. (max. 8.7 A), potential-free
Maximum load incandescent and halogen lamps ( $\cos\phi=1$ )	2000 W
Maximum load fluorescent lamps ( $\cos\phi \geq 0.5$ )	1000 VA
Maximum load economy lamps (CFLi)	300 W
Maximum load LED lamps 230 V	300 W
Light intensity range	5 lux – 2000 lux
Number of channels	1 channel
Switch-off delay	pulse, 10 s – 20 min
Detection angle	300 °
Detection range (PIR)	16 m from a height of 3 m
Ambient temperature	-20 – +50 °C
Mounting method	surface mounting
Mounting height	2 – 5 m
Dimensions visible (HxWxD)	148 mm
Dimensions (HxWxD)	112 x 105 x 148 mm
Protection degree	IP54
Marking	CE

## Accessories

351-10170	Mounting bracket for corners, white
351-10172	Mounting bracket for corners, black
350-41936	Universal remote control for smartphone
351-25320	IR remote control
351-25310	IR remote control for users

## Dimensions



## Wiring diagram

