

Product data sheet

Specifications



Complete pilot light, Harmony XB4 - ATEX D, green, integral LED, 24...254V

XB4BVM3GEX

Main

Range of product	Harmony XB4
Product or component type	Complete pilot light
Device short name	XB4
Bezel material	Chromium plated metal
Fixing collar material	Zamak
Mounting diameter	22 mm
Sale per indivisible quantity	1
Dust zone	Zone 21 - 22
Gas zone	Zone 1 - 2
Operator additional information	With plain lens

Complementary

Width	46.2 mm
Height	30 mm
Depth	69 mm
Product weight	0.083 kg
Device mounting	Fixing hole - diameter: 22.5 mm +/- 0.2 mm conforming to IEC 60947-1
Fixing center	>= 30 x 40 mm (support panel) - thickness: 1...6 mm
Embedding depth	58 mm
Marking	Ex tb IIIC Db II 2 GD Ex eb mb IIC Gb
Shape of signaling unit head	Round
Cap/operator or lens colour	Green
Connections - terminals	Screw clamp terminals, 2 x 1.5 mm ² with cable end conforming to IEC 60947-1 Screw clamp terminals, 1 x 2.5 mm ² without cable end conforming to IEC 60947-1
Tightening torque	0.8...1.2 N.m conforming to IEC 60947-1
Signalling type	Steady
Light source	Integral LED
Light source colour	Green
[Us] rated supply voltage	24...254 V AC/DC
Service life	100000 h

Environment

Protective treatment	TH
Ambient air temperature for storage	-40...70 °C
Ambient air temperature for operation	-20...75 °C
Overvoltage category	I conforming to IEC 60536
IP degree of protection	IP65 conforming to IEC 60529
Standards	IEC 60079-0:2009 IEC 60079-7:2009 EN/IEC 60079-18:2009 IEC 60079-31:2009 UL 60079-0 UL 60079-18 UL 60079-31 ANSI/ISA 12.12.01 CSA C22.2 No 213
Product certifications	INERIS 04ATEX9003U

Packing Units

Unit Type of Package 1	PCE
Number of Units in Package 1	1
Package 1 Height	3.0 cm
Package 1 Width	4.5 cm
Package 1 Length	7.5 cm
Package 1 Weight	104.0 g

Contractual warranty

Warranty (in months)	18
----------------------	----



Environmental Data

Schneider Electric aims to achieve Net Zero status by 2050 through supply chain partnerships, lower impact materials, and circularity via our ongoing “Use Better, Use Longer, Use Again” campaign to extend product lifetimes and recyclability.

[Environmental Data explained >](#)

[How we assess product sustainability >](#)

Environmental footprint

Total lifecycle Carbon footprint	15 kg CO2 eq.
Carbon footprint of the manufacturing phase [A1 to A3]	0.8 kg CO2 eq.
Carbon footprint of the distribution phase [A4]	0 kg CO2 eq.
Carbon footprint of the installation phase [A5]	0 kg CO2 eq.
Carbon footprint of the use phase [B2, B3, B4, B6]	14 kg CO2 eq.
Carbon footprint of the end-of-life phase [C1 to C4]	0.1 kg CO2 eq.

Use Better

Materials and Substances

Average percentage of recycled plastic content	36 %
Average percentage of recycled metal content	17 %
Packaging made with recycled cardboard	Yes
Packaging without single use plastic	No
SCIP Number	3d14fd98-3859-4733-a5ee-a3016769973c
EU RoHS Directive	Compliant By Exemption
REACH Regulation	Reference contains Substances of Very High Concern above the threshold
California proposition 65	WARNING: This product can expose you to chemicals including: Lead and lead compounds, which is known to the State of California to cause cancer and birth defects or other reproductive harm. For more information go to www.P65Warnings.ca.gov

Use Longer

Lifetime extension

Repair	No
Product repair index	A

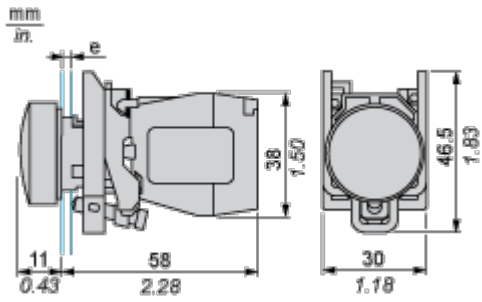
Use Again

Repack and remanufacture

End of life manual availability	End of Life Information
Take-back	No
WEEE Label	The product must be disposed on European Union markets following specific waste collection and never end up in rubbish bins

Dimensions Drawings

Dimensions

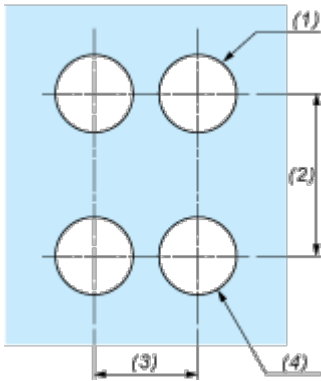


e : support thickness: 1 to 6 mm / 0.04 to 0.24 in.

Mounting and Clearance

Panel Cut-out for Pushbuttons, Switches and Pilot Lights (Finished Holes, Ready for Installation)

Connection by Screw Clamp Terminals



- (1) Diameter on finished panel or support
- (2) 40 mm min. / 1.57 in. min.
- (3) 30 mm min. / 1.18 in. min.
- (4) $\text{Ø } 22.5 \text{ mm} / 0.89 \text{ in. recommended } (\text{Ø } 22.3 \text{ mm }_0^{+0.4} / 0.88 \text{ in. }_0^{+0.016})$

Technical Illustration

Dimensions

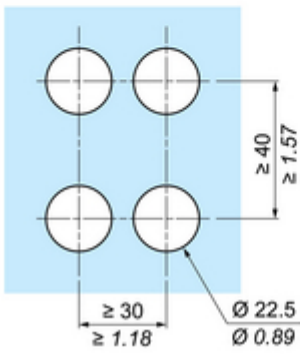
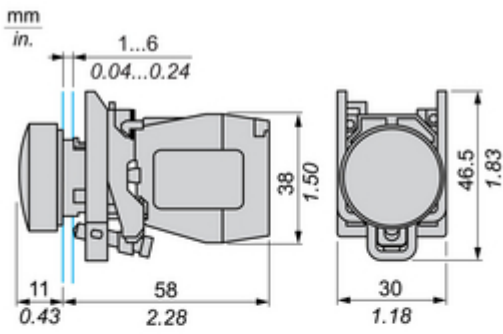


Image of product / Alternate images

Alternative

