

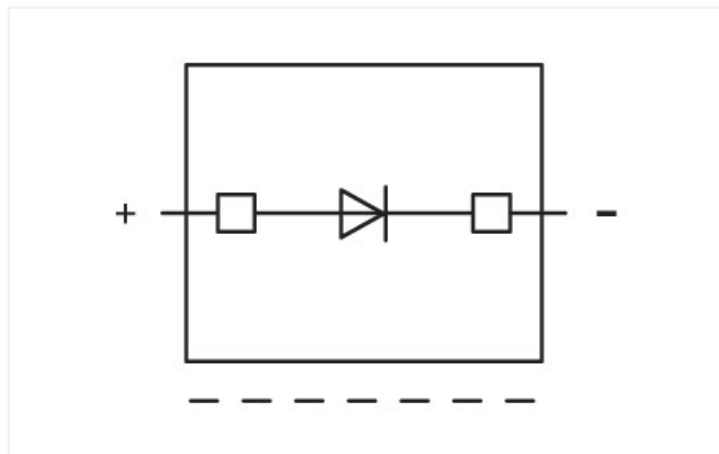
## Data Sheet | Item Number: 2002-800/1000-410

Component plug; for carrier terminal blocks; 2-pole; with diode 1N4007; anode, left side; 5.2 mm wide; Operating temperature 85°C max.; gray

<https://www.wago.com/2002-800/1000-410>



Color: ■ gray



2002-800/1000-410

### Electrical data

#### Ratings per IEC/EN

Rated current 0.5 A

#### General information

Nominal voltage 250 V  
Reverse voltage 1000 V

### Physical data

Width 5.2 mm / 0.205 inches

### Mechanical data

Marking level Center marking

### Material data

Note (material data)

[Information on material specifications can be found here](https://www.wago.com/us/material-specifications)

Color gray  
Material group I  
Insulation material Polyamide (PA66)  
Flammability class per UL94 V0  
Fire load 0.093 MJ  
Weight 3 g

### Environmental requirements

Processing temperature	-35 ... +85 °C
Continuous operating temperature	-60 ... +105 °C

### Commercial data

Product Group	22 (TOPJOB S)
eCl@ss 10.0	27-14-11-49
eCl@ss 9.0	27-14-11-49
ETIM 8.0	EC002018
ETIM 7.0	EC002018
PU (SPU)	100 pcs
Packaging type	Box
Country of origin	DE
GTIN	4050821141143
Customs tariff number	85366990990

### Environmental Product Compliance

CAS-No.	7439-92-1 79-94-7
REACH Candidate List Substance	2,2',6,6'-tetrabromo-4,4'-isopropylidenediphenol Lead
RoHS Compliance Status	Compliant,With Exemption
RoHS Exemption	7(a) 7(c)-I
SCIP notification number (Austria)	1f929e99-491a-4e21-af5c-48ad4687d0a0
SCIP notification number (Belgium)	6eb5c2a0-1e0f-4332-8ac8-78a39a93e650
SCIP notification number (Bulgaria)	e81d4955-766d-45a0-8789-102e372422ae
SCIP notification number (Czech Republic)	ef9a39b4-6c6d-4f70-977d-7ad9e30adaba
SCIP notification number (Denmark)	78caf17f-8a93-428f-bff7-0b502adef65e
SCIP notification number (Finland)	9cb8ad19-0adb-40dd-8a28-cfaa8d016ddf
SCIP notification number (France)	4aef1c2e-aea2-4092-9d58-6e58d34cb965
SCIP notification number (Germany)	0a08b9f0-5a75-466a-a346-1c2b9e872f95
SCIP notification number (Hungary)	f9602076-f5be-4f4a-b1e1-91e6b17f7268
SCIP notification number (Italy)	b056f85c-f57e-49f6-83e1-42b181d2aea6
SCIP notification number (Netherlands)	2b4e9ee8-672a-4b4a-8607-20e6f9963a63
SCIP notification number (Poland)	1db8613e-105c-4bed-8a98-06c015cfc32
SCIP notification number (Romania)	2fc22d00-d0c4-467b-8c27-cfa12622a6ca
SCIP notification number (Sweden)	9c95eeef-b29e-47e5-bec3-e47932fe8f6e

### Downloads

#### Environmental Product Compliance

##### Compliance Search

Environmental Product  
Compliance  
2002-800/1000-410



Documentation

Additional Information		
Technical Section	pdf 2240.62 KB	<a href="#">↓</a>

Bid Text			
2002-800/1000-410	29.04.2019	xml 3.03 KB	<a href="#">↓</a>
2002-800/1000-410	02.08.2018	docx 14.30 KB	<a href="#">↓</a>

CAD/CAE-Data

CAD data	
2D/3D Models 2002-800/1000-410	<a href="#">↓</a>

CAE data	
WSCAD Universe 2002-800/1000-410	<a href="#">↓</a>
ZUKEN Portal 2002-800/1000-410	<a href="#">↓</a>

1 Compatible Products

1.1 Optional Accessories

1.1.1 Marking

1.1.1.1 Marker



**Item No.: 793-5501/000-006**

WMB marking card; as card; for terminal block width 5 - 17.5 mm; stretchable 5 - 5.2 mm; plain; snap-on type; blue



**Item No.: 793-5501/000-014**

WMB marking card; as card; for terminal block width 5 - 17.5 mm; stretchable 5 - 5.2 mm; plain; snap-on type; brown



**Item No.: 793-5501/000-007**

WMB marking card; as card; for terminal block width 5 - 17.5 mm; stretchable 5 - 5.2 mm; plain; snap-on type; gray



**Item No.: 793-5501/000-023**

WMB marking card; as card; for terminal block width 5 - 17.5 mm; stretchable 5 - 5.2 mm; plain; snap-on type; green



**Item No.: 793-5501/000-017**

WMB marking card; as card; for terminal block width 5 - 17.5 mm; stretchable 5 - 5.2 mm; plain; snap-on type; light green



**Item No.: 793-5501/000-012**

WMB marking card; as card; for terminal block width 5 - 17.5 mm; stretchable 5 - 5.2 mm; plain; snap-on type; orange



**Item No.: 793-5501/000-005**

WMB marking card; as card; for terminal block width 5 - 17.5 mm; stretchable 5 - 5.2 mm; plain; snap-on type; red



**Item No.: 793-5501/000-024**

WMB marking card; as card; for terminal block width 5 - 17.5 mm; stretchable 5 - 5.2 mm; plain; snap-on type; violet



**Item No.: 793-5501**

WMB marking card; as card; for terminal block width 5 - 17.5 mm; stretchable 5 - 5.2 mm; plain; snap-on type; white



**Item No.: 793-5501/000-002**

WMB marking card; as card; for terminal block width 5 - 17.5 mm; stretchable 5 - 5.2 mm; plain; snap-on type; yellow



**Item No.: 2009-115/000-006**

WMB-Inline; for Smart Printer; 1500 pieces on roll; stretchable 5 - 5.2 mm; plain; snap-on type; blue



**Item No.: 2009-115/000-007**

WMB-Inline; for Smart Printer; 1500 pieces on roll; stretchable 5 - 5.2 mm; plain; snap-on type; gray



**Item No.: 2009-115/000-023**

WMB-Inline; for Smart Printer; 1500 pieces on roll; stretchable 5 - 5.2 mm; plain; snap-on type; green



**Item No.: 2009-115/000-017**

WMB-Inline; for Smart Printer; 1500 pieces on roll; stretchable 5 - 5.2 mm; plain; snap-on type; light green



**Item No.: 2009-115/000-012**

WMB-Inline; for Smart Printer; 1500 pieces on roll; stretchable 5 - 5.2 mm; plain; snap-on type; orange



**Item No.: 2009-115/000-024**

WMB-Inline; for Smart Printer; 1500 pieces on roll; stretchable 5 - 5.2 mm; plain; snap-on type; violet



**Item No.: 2009-115**

WMB-Inline; for Smart Printer; 1500 pieces on roll; stretchable 5 - 5.2 mm; plain; snap-on type; white



**Item No.: 2009-115/000-002**

WMB-Inline; for Smart Printer; 1500 pieces on roll; stretchable 5 - 5.2 mm; plain; snap-on type; yellow

### 1.1.1.2 Marking strip



**Item No.: 2009-110**

Marking strips; for Smart Printer; on reel; not stretchable; plain; snap-on type; white

### 1.1.2 Screwless end stop

#### 1.1.2.1 Mounting accessories



**Item No.: 249-117**

Screwless end stop; 10 mm wide; for DIN-rail 35 x 15 and 35 x 7.5; gray



**Item No.: 249-116**

Screwless end stop; 6 mm wide; for DIN-rail 35 x 15 and 35 x 7.5; gray

### 1.1.3 Terminal blocks

#### 1.1.3.1 Carrier terminal block for modules and plugs



**Item No.: 2002-1661**

2-conductor carrier terminal block; for DIN-rail 35 x 15 and 35 x 7.5; 2.5 mm<sup>2</sup>; Push-in CAGE CLAMP®; 2,50 mm<sup>2</sup>; gray



**Item No.: 2002-1662**

2-conductor carrier terminal block; for DIN-rail 35 x 15 and 35 x 7.5; 2.5 mm<sup>2</sup>; Push-in CAGE CLAMP®; 2,50 mm<sup>2</sup>; orange



**Item No.: 2002-1961**

2-conductor carrier terminal block; with additional jumper position; for DIN-rail 35 x 15 and 35 x 7.5; 2.5 mm<sup>2</sup>; Push-in CAGE CLAMP®; 2,50 mm<sup>2</sup>; gray



**Item No.: 2202-1661**

2-conductor carrier terminal block; with push-button; for DIN-rail 35 x 15 and 35 x 7.5; 2.5 mm<sup>2</sup>; Push-in CAGE CLAMP®; 2,50 mm<sup>2</sup>; gray



**Item No.: 2202-1961**

2-conductor carrier terminal block; with push-button; with additional jumper position; for DIN-rail 35 x 15 and 35 x 7.5; 2.5 mm<sup>2</sup>; Push-in CAGE CLAMP®; 2,50 mm<sup>2</sup>; gray



**Item No.: 2002-1761**

3-conductor carrier terminal block; for DIN-rail 35 x 15 and 35 x 7.5; 2.5 mm<sup>2</sup>; Push-in CAGE CLAMP®; 2,50 mm<sup>2</sup>; gray



**Item No.: 2202-1761**

3-conductor carrier terminal block; with push-button; for DIN-rail 35 x 15 and 35 x 7.5; 2.5 mm<sup>2</sup>; Push-in CAGE CLAMP®; 2,50 mm<sup>2</sup>; gray



**Item No.: 2002-1861**


4-conductor carrier terminal block; for DIN-rail 35 x 15 and 35 x 7.5; 2.5 mm<sup>2</sup>; Push-in CAGE CLAMP®; 2,50 mm<sup>2</sup>; gray



**Item No.: 2202-1861**


4-conductor carrier terminal block; with push-button; for DIN-rail 35 x 15 and 35 x 7.5; 2.5 mm<sup>2</sup>; Push-in CAGE CLAMP®; 2,50 mm<sup>2</sup>; gray

### Installation Notes



These diode modules are ideal for custom diode circuits (e.g., lamp test and collective fault signal circuits) and offer the following advantages:

- Separation into functional and wiring levels
- Polarized switching direction
- Quick and easy module replacement
- Terminal blocks/modules provide high-density wiring in a width of just 5.2 mm.

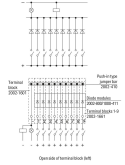

**Length of carrier terminal blocks with a pluggable diode module:**

66.1 mm / 2.62 inch for 2002-1661


76.8 mm / 3.02 inch for 2002-1761

87.5 mm / 3.45 inch for 2002-1861

72.9 mm / 2.87 inch for 2002-1961



Diode Module (2002-800/1000-411)  
Diode gate for collective fault indication

**Testing**

**Testing**

Can also be performed using 2-pole test plugs.

**Marking**


Labeling via WMB Multi markers and marking strips