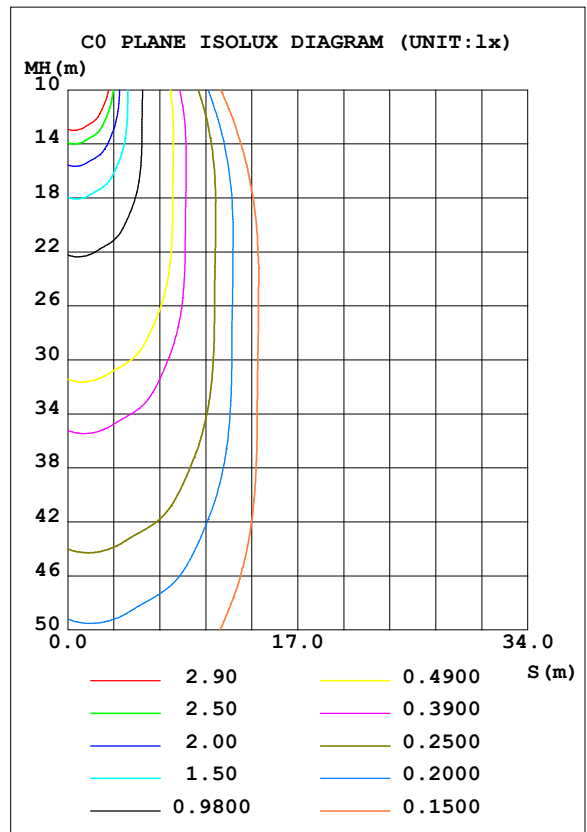
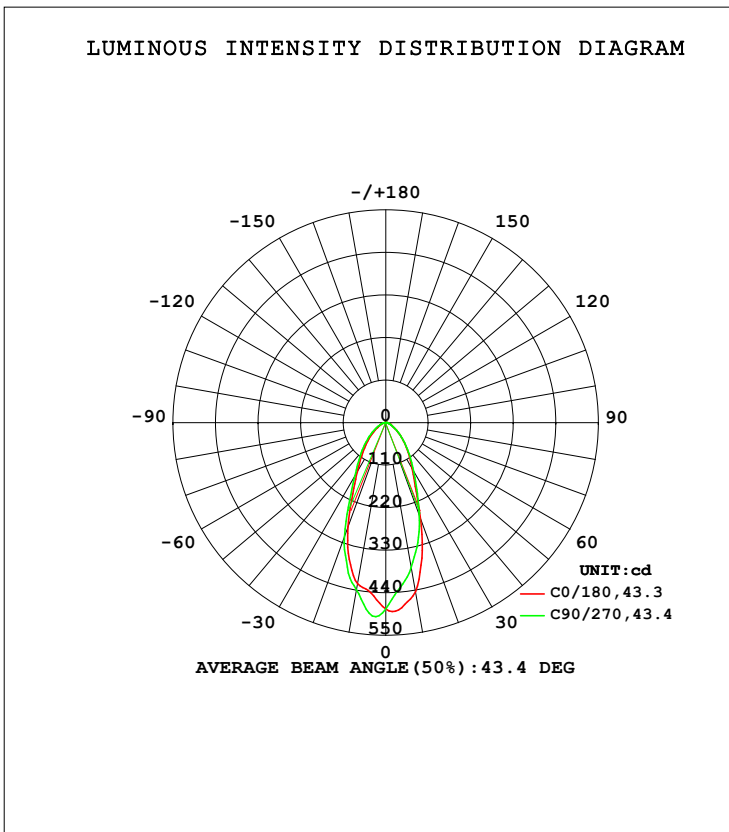


LUMINAIRE PHOTOMETRIC TEST REPORT

NAME: 175-570	TYPE:	WEIGHT:
SPEC.:	DIM.:	SERIAL No.:1
MFR.: Tronix Lighting	SUR.:	Shielding Angle:

DATA OF LAMP		PHOTOMETRIC DATA			
MODEL	175-570	Imax (cd)	502.4	S/MH (C0/180)	0.72
NOMINAL POWER (W)	5	LOR (%)	100.0	S/MH (C90/270)	0.77
RATED VOLTAGE (V)	230	TOTAL FLUX (lm)	418.04	η UP, DN (C0-180)	0.0, 47.2
NOMINAL FLUX (lm)	418.036	CIE CLASS	DIRECT	η UP, DN (C180-360)	0.0, 52.8
LAMPS INSIDE	1	η up (%)	0.0	CIBSE SHR NOM	0.75
TEST VOLTAGE (V)	230	η down (%)	100.0	CIBSE SHR MAX	0.75



C Range: 0 - 360DEG
 C Interval: 45.0DEG
 Test Speed: HIGH
 Temperature: 25DEG
 Operators:
 Test Date: 2021-10-08

γ Range: 0 - 90DEG
 γ Interval: 1.0DEG
 Test System: EVERFINE GO-2000B_V1 SYSTEM V2.0.361
 Humidity: 75%
 Test Distance: 7.700m [K=1.0000]
 Remarks:

ZONAL FLUX DIAGRAM

ZONAL FLUX DIAGRAM:

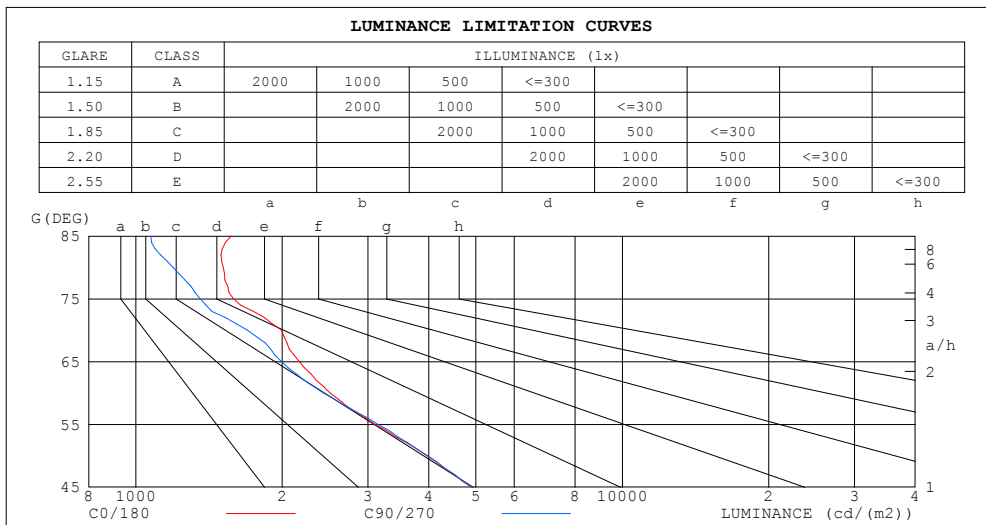
γ	C0	C45	C90	C135	C180	C225	C270	C315	γ	Φ zone	Φ total	%lum,lamp
10	444.1	417.3	380.5	384.1	423.1	446.1	438.4	438.9	0- 10	42.72	42.72	10.2,10.2
20	262.7	249.3	252.8	262.3	285.9	301.8	313.9	288.9	10- 20	98.39	141.1	33.8,33.8
30	137.1	137.1	145.4	146.5	148.1	150.9	161.0	152.4	20- 30	92.30	233.4	55.8,55.8
40	83.24	81.48	85.64	85.57	85.99	89.41	97.04	93.87	30- 40	71.36	304.8	72.9,72.9
50	46.54	44.95	46.72	48.67	48.03	51.96	56.15	54.73	40- 50	51.77	356.6	85.3,85.3
60	22.81	21.54	22.26	23.44	23.26	25.70	29.54	29.43	50- 60	32.19	388.7	93,93
70	12.41	10.90	10.64	11.39	12.57	13.54	14.48	14.24	60- 70	17.66	406.4	97.2,97.2
80	4.782	4.012	3.803	4.157	4.738	5.405	5.979	5.864	70- 80	8.675	415.1	99.3,99.3
90	1.065	1.084	1.139	1.156	1.098	1.315	1.479	1.397	80- 90	2.954	418.0	100,100
100									90-100			
110									100-110			
120									110-120			
130									120-130			
140									130-140			
150									140-150			
160									150-160			
170									160-170			
180									170-180			
DEG	LUMINOUS INTENSITY:cd									UNIT:lm		

C Range: 0 - 360DEG
 C Interval: 45.0DEG
 Test Speed: HIGH
 Temperature:25DEG
 Operators:
 Test Date:2021-10-08

γ Range: 0 - 90DEG
 γ Interval: 1.0DEG
 Test System:EVERFINE GO-2000B_V1 SYSTEM V2.0.361
 Humidity:75%
 Test Distance:7.700m [K=1.0000]
 Remarks:

LUMINANCE LIMITATION CURVES

NAME: 175-570	TYPE:	WEIGHT:
SPEC.:	DIM.:	SERIAL No.: 1
MFR.: Tronix Lighting	SUR.:	Shielding Angle:



LUMINANCE cd/(m2)		
G (DEG)	C0/180	C90/270
85	1572	1075
80	1512	1193
75	1588	1356
70	1992	1695
65	2168	1994
60	2505	2426
55	3099	3142
50	3975	3961
45	4901	4927

C Range: 0 - 360DEG
 C Interval: 45.0DEG
 Test Speed: HIGH
 Temperature: 25DEG
 Operators:
 Test Date: 2021-10-08

γ Range: 0 - 90DEG
 γ Interval: 1.0DEG
 Test System: EVERFINE GO-2000B_V1 SYSTEM V2.0.361
 Humidity: 75%
 Test Distance: 7.700m [K=1.0000]
 Remarks:

WEC AND CCEC

NAME: 175-570	TYPE:	WEIGHT:
SPEC.:	DIM.:	SERIAL No.:1
MFR.: Tronix Lighting	SUR.:	Shielding Angle:

ρ_{cc}	80%			70%			50%			30%			10%			0
ρ_w	50%	30%	10%	50%	30%	10%	50%	30%	10%	50%	30%	10%	50%	30%	10%	0
ρ_{fc}	20%			20%			20%			20%			20%			0
RCR	RCR:Room Cavity Ratio						Wall Exitance Coefficients (WEC)									
0.0																
1.0	.221	.126	.040	.214	.122	.039	.201	.115	.037	.189	.109	.035	.179	.104	.033	
2.0	.210	.115	.035	.204	.113	.035	.193	.108	.033	.183	.103	.032	.174	.098	.031	
3.0	.198	.105	.032	.193	.103	.031	.183	.099	.030	.175	.096	.029	.167	.092	.029	
4.0	.186	.097	.028	.182	.095	.028	.173	.092	.027	.166	.089	.027	.159	.086	.026	
5.0	.175	.089	.026	.171	.088	.026	.164	.085	.025	.157	.083	.025	.151	.081	.024	
6.0	.165	.083	.024	.161	.082	.023	.155	.079	.023	.149	.077	.023	.143	.076	.022	
7.0	.156	.077	.022	.153	.076	.022	.147	.074	.021	.142	.073	.021	.137	.071	.021	
8.0	.147	.072	.020	.145	.071	.020	.139	.070	.020	.135	.068	.020	.130	.067	.019	
9.0	.140	.068	.019	.137	.067	.019	.133	.066	.019	.128	.064	.018	.124	.063	.018	
10.0	.133	.064	.018	.131	.063	.018	.126	.062	.017	.123	.061	.017	.119	.060	.017	

ρ_{cc}	80%			70%			50%			30%			10%			0
ρ_w	50%	30%	10%	50%	30%	10%	50%	30%	10%	50%	30%	10%	50%	30%	10%	0
ρ_{fc}	20%			20%			20%			20%			20%			0
RCR	RCR:Room Cavity Ratio						Ceiling Cavity Exitance Coefficients (CCEC)									
0.0	.190	.190	.190	.163	.163	.163	.111	.111	.111	.064	.064	.064	.020	.020	.020	
1.0	.174	.157	.141	.149	.135	.122	.102	.093	.084	.059	.054	.049	.019	.017	.016	
2.0	.161	.132	.108	.138	.114	.093	.095	.079	.065	.055	.046	.038	.018	.015	.012	
3.0	.151	.114	.084	.129	.098	.073	.089	.068	.051	.051	.040	.030	.016	.013	.010	
4.0	.141	.100	.068	.121	.086	.059	.083	.060	.041	.048	.035	.025	.016	.011	.008	
5.0	.133	.088	.055	.114	.076	.048	.079	.053	.034	.046	.031	.020	.015	.010	.007	
6.0	.126	.079	.046	.108	.069	.040	.075	.048	.028	.043	.028	.017	.014	.009	.006	
7.0	.119	.072	.039	.102	.062	.034	.071	.044	.024	.041	.026	.014	.013	.008	.005	
8.0	.113	.066	.034	.097	.057	.029	.067	.040	.021	.039	.024	.012	.013	.008	.004	
9.0	.108	.061	.029	.093	.053	.026	.064	.037	.018	.037	.022	.011	.012	.007	.004	
10.0	.103	.056	.026	.088	.049	.022	.061	.035	.016	.036	.020	.010	.012	.007	.003	

C Range: 0 - 360DEG
 C Interval: 45.0DEG
 Test Speed: HIGH
 Temperature:25DEG
 Operators:
 Test Date:2021-10-08

γ Range: 0 - 90DEG
 γ Interval: 1.0DEG
 Test System:EVERFINE GO-2000B_V1 SYSTEM V2.0.361
 Humidity:75%
 Test Distance:7.700m [K=1.0000]
 Remarks:

UGR(Unified Glare Rating) Table

NAME: 175-570					TYPE:					WEIGHT:				
SPEC.:					DIM.:					SERIAL No.:1				
MFR.: Tronix Lighting					SUR.:					Shielding Angle:				
ceiling/cavity	0.7	0.7	0.5	0.5	0.3	0.7	0.7	0.5	0.5	0.3				
walls	0.5	0.3	0.5	0.3	0.3	0.5	0.3	0.5	0.3	0.3				
working plane	0.2	0.2	0.2	0.2	0.2	0.2	0.2	0.2	0.2	0.2				
Room dimensions	Viewed crosswise					Viewed endwise								
x = 2H y = 2H	17.7	18.8	17.9	19.0	19.2	17.7	18.8	17.9	19.0	19.2				
3H	18.3	19.4	18.6	19.6	19.8	18.2	19.2	18.5	19.5	19.7				
4H	18.5	19.5	18.8	19.8	20.0	18.4	19.3	18.6	19.6	19.8				
6H	18.7	19.6	19.0	19.9	20.2	18.5	19.4	18.8	19.6	19.9				
8H	18.8	19.7	19.1	19.9	20.2	18.5	19.4	18.8	19.6	19.9				
12H	18.8	19.7	19.2	20.0	20.3	18.5	19.3	18.8	19.6	19.9				
4H 2H	17.9	18.9	18.2	19.1	19.3	17.9	18.9	18.2	19.1	19.3				
3H	18.7	19.5	19.0	19.8	20.1	18.5	19.4	18.9	19.7	20.0				
4H	19.0	19.8	19.3	20.1	20.4	18.8	19.5	19.1	19.9	20.2				
6H	19.2	19.9	19.6	20.3	20.6	19.0	19.6	19.3	20.0	20.3				
8H	19.4	20.0	19.8	20.4	20.7	19.0	19.7	19.4	20.0	20.4				
12H	19.4	20.0	19.9	20.4	20.8	19.0	19.6	19.5	20.0	20.4				
8H 4H	19.0	19.7	19.4	20.0	20.4	18.8	19.5	19.2	19.8	20.2				
6H	19.4	19.9	19.8	20.3	20.7	19.1	19.6	19.5	20.0	20.4				
8H	19.6	20.0	20.0	20.4	20.9	19.2	19.7	19.7	20.1	20.5				
12H	19.7	20.1	20.2	20.6	21.0	19.3	19.7	19.8	20.1	20.6				
12H 4H	19.0	19.6	19.4	20.0	20.4	18.8	19.4	19.2	19.8	20.2				
6H	19.4	19.9	19.8	20.3	20.7	19.1	19.6	19.6	20.0	20.4				
8H	19.6	20.0	20.1	20.4	20.9	19.2	19.6	19.7	20.1	20.6				
Variations with the observer position at spacings:														
S = 1.0H	+ 0.6 / - 0.8					+ 0.7 / - 0.9								
1.5H	+ 0.5 / - 0.5					+ 0.6 / - 0.6								
2.0H	+ 1.4 / - 1.1					+ 1.5 / - 1.2								

CIE Pub.117, 418.0 lm Total Lamp Luminous Flux Correct (8log(F/F0) = -3.0)

C Range: 0 - 360DEG
 C Interval: 45.0DEG
 Test Speed: HIGH
 Temperature:25DEG
 Operators:
 Test Date:2021-10-08

γ Range: 0 - 90DEG
 γ Interval: 1.0DEG
 Test System:EVERFINE GO-2000B_V1 SYSTEM V2.0.361
 Humidity:75%
 Test Distance:7.700m [K=1.0000]
 Remarks:

UTILIZATION FACTORS TABLE

NAME: 175-570	TYPE:	WEIGHT:
SPEC.:	DIM.:	SERIAL No.:1
MFR.: Tronix Lighting	SUR.:	Shielding Angle:

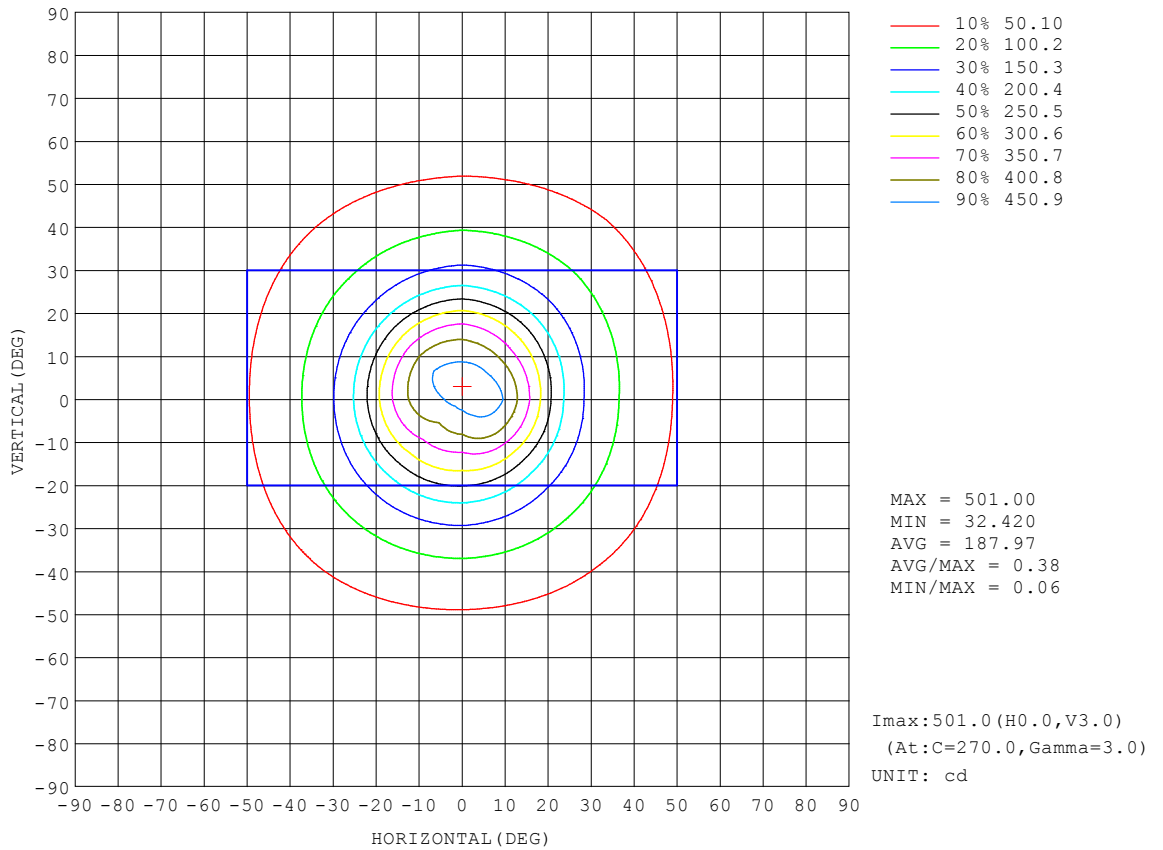
REFLECTANCE										
Ceiling	0.8	0.8	0.8	0.7	0.7	0.7	0.5	0.5	0.5	0
Walls	0.7	0.5	0.3	0.7	0.5	0.3	0.7	0.5	0.3	0
Working plane	0.2	0.2	0.2	0.2	0.2	0.2	0.2	0.2	0.2	0
ROOM INDEX	UTILIZATION FACTORS (PERCENT) $k(RI) \times RCR = 5$									
k = 0.60	75	66	61	74	66	61	73	65	61	56
0.80	83	75	70	83	75	70	81	74	69	64
1.00	90	82	77	89	82	77	87	82	76	71
1.25	95	88	83	94	87	83	92	86	82	77
1.50	99	92	88	98	91	87	95	90	86	80
2.00	103	98	93	102	97	92	99	94	91	85
2.50	106	101	96	104	99	96	101	97	94	87
3.00	108	103	100	106	102	99	103	99	96	89
4.00	111	107	104	109	105	102	105	102	100	92
5.00	113	109	107	110	107	105	106	104	102	94
ROOM INDEX	UF(total)									Direct
According to DIN EN 13032-2 2004			Suspended				SHRNOM = 1.25			

C Range: 0 - 360DEG
 C Interval: 45.0DEG
 Test Speed: HIGH
 Temperature:25DEG
 Operators:
 Test Date:2021-10-08

γ Range: 0 - 90DEG
 γ Interval: 1.0DEG
 Test System:EVERFINE GO-2000B_V1 SYSTEM V2.0.361
 Humidity:75%
 Test Distance:7.700m [K=1.0000]
 Remarks:

ISOCANDELA DIAGRAM

NAME: 175-570	TYPE:	WEIGHT:
SPEC.:	DIM.:	SERIAL No.:1
MFR.: Tronix Lighting	SUR.:	Shielding Angle:

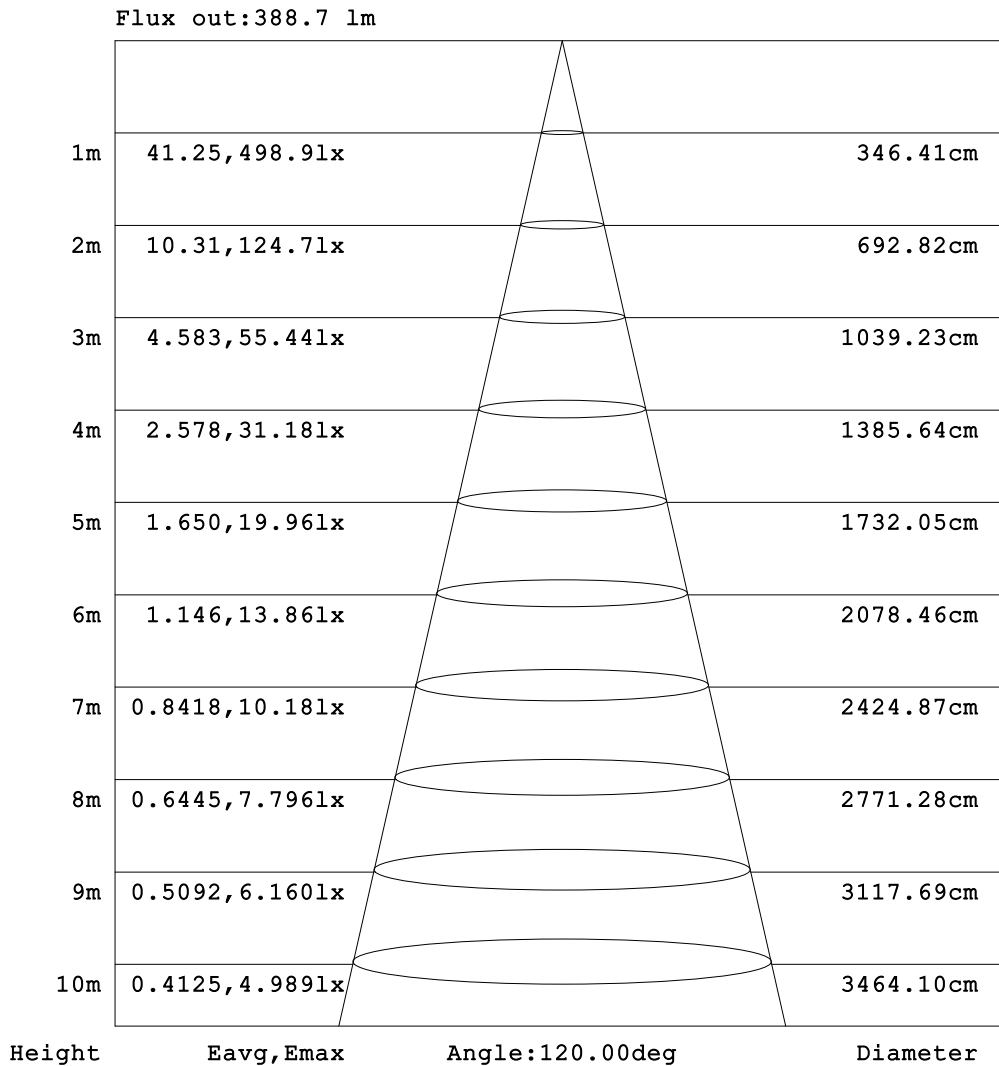


C Range: 0 - 360DEG
 C Interval: 45.0DEG
 Test Speed: HIGH
 Temperature:25DEG
 Operators:
 Test Date:2021-10-08

γ Range: 0 - 90DEG
 γ Interval: 1.0DEG
 Test System:EVERFINE GO-2000B_V1 SYSTEM V2.0.361
 Humidity:75%
 Test Distance:7.700m [K=1.0000]
 Remarks:

AAI Figure

NAME: 175-570	TYPE:	WEIGHT:
SPEC.:	DIM.:	SERIAL No.:1
MFR.: Tronix Lighting	SUR.:	Shielding Angle:

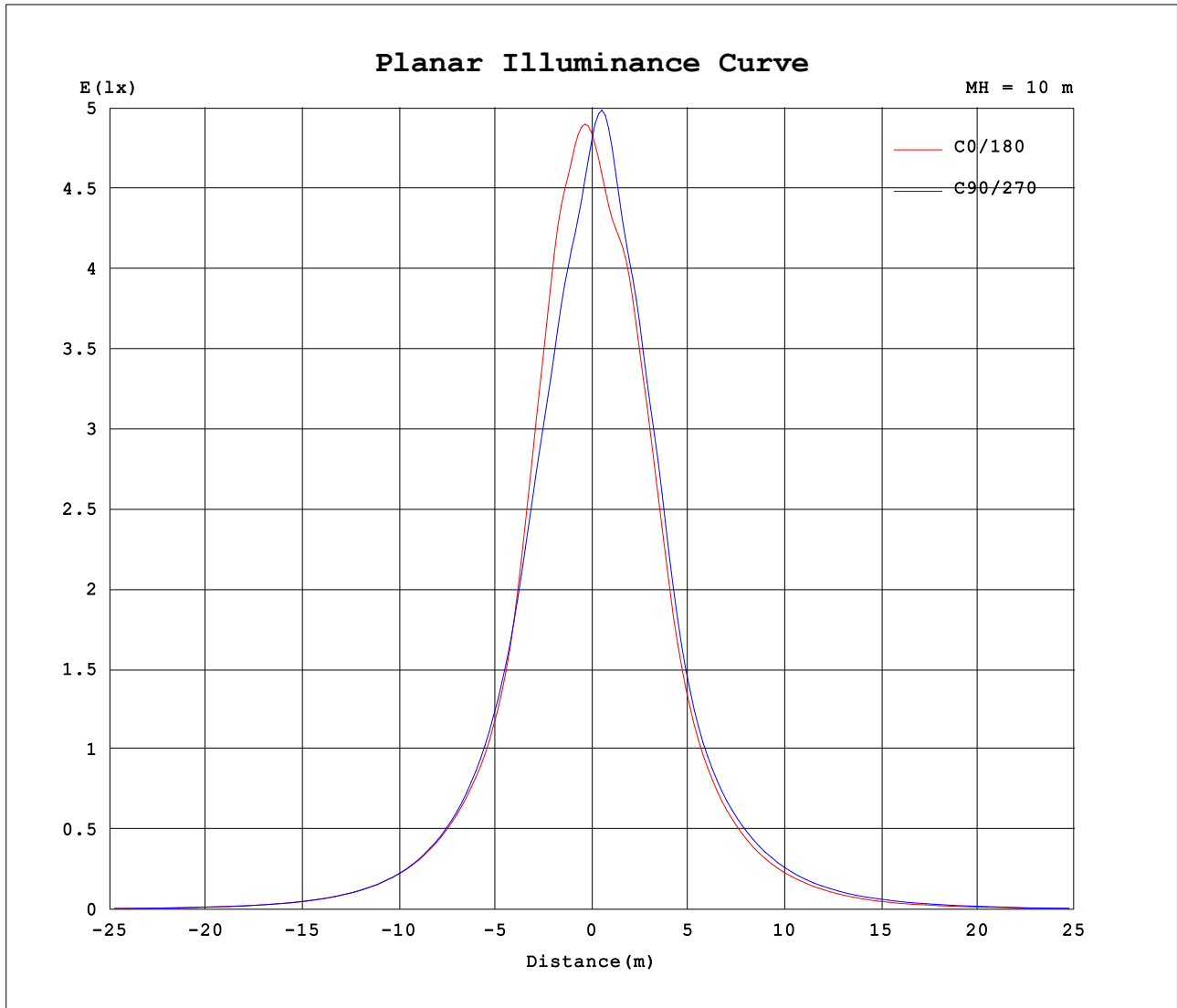


Note:The Curves indicate the illuminated area and the average illumination when the luminaire is at different distance.

C Range: 0 - 360DEG
 C Interval: 45.0DEG
 Test Speed: HIGH
 Temperature:25DEG
 Operators:
 Test Date:2021-10-08

γ Range: 0 - 90DEG
 γ Interval: 1.0DEG
 Test System:EVERFINE GO-2000B_V1 SYSTEM V2.0.361
 Humidity:75%
 Test Distance:7.700m [K=1.0000]
 Remarks:

Planar Illuminance Curve



C Range: 0 - 360DEG
 C Interval: 45.0DEG
 Test Speed: HIGH
 Temperature: 25DEG
 Operators:
 Test Date: 2021-10-08

γ Range: 0 - 90DEG
 γ Interval: 1.0DEG
 Test System: EVERFINE GO-2000B_V1 SYSTEM V2.0.361
 Humidity: 75%
 Test Distance: 7.700m [K=1.0000]
 Remarks:

LUMINOUS DISTRIBUTION INTENSITY DATA

NAME: 175-570	TYPE:	WEIGHT:
SPEC.:	DIM.:	SERIAL No.:1
MFR.: Tronix Lighting	SUR.:	Shielding Angle:

Table--1

UNIT: cd

C (DEG) \ y (DEG)	0	45	90	135	180	225	270	315												
0	482	482	482	482	482	482	482	482												
5	480	454	428	420	442	477	495	490												
10	444	417	380	384	423	446	438	439												
15	363	338	322	331	366	386	387	366												
20	263	249	253	262	286	302	314	289												
25	182	180	191	193	203	210	222	205												
30	137	137	145	147	148	151	161	152												
35	107	106	112	112	112	115	124	119												
40	83.2	81.5	85.6	85.6	86.0	89.4	97.0	93.9												
45	63.1	61.5	63.9	64.7	65.0	68.7	74.6	72.3												
50	46.5	44.9	46.7	48.7	48.0	52.0	56.1	54.7												
55	32.4	30.9	33.1	35.0	33.4	37.1	41.4	41.0												
60	22.8	21.5	22.3	23.4	23.3	25.7	29.5	29.4												
65	16.7	15.4	15.5	16.2	17.0	18.5	20.4	20.1												
70	12.4	10.9	10.6	11.4	12.6	13.5	14.5	14.2												
75	7.49	6.61	6.44	6.87	7.65	9.08	9.93	9.52												
80	4.78	4.01	3.80	4.16	4.74	5.41	5.98	5.86												
85	2.50	1.89	1.72	1.91	2.48	3.10	3.52	3.33												
90	1.06	1.08	1.14	1.16	1.10	1.32	1.48	1.40												

C Range: 0 - 360DEG
 C Interval: 45.0DEG
 Test Speed: HIGH
 Temperature: 25DEG
 Operators:
 Test Date: 2021-10-08

y Range: 0 - 90DEG
 y Interval: 1.0DEG
 Test System: EVERFINE GO-2000B_V1 SYSTEM V2.0.361
 Humidity: 75%
 Test Distance: 7.700m [K=1.0000]
 Remarks: