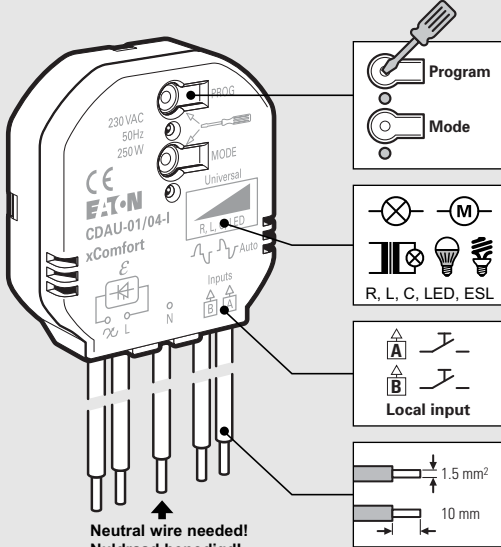


Smart Dimming Actuator CDAU-01/04, CDAU-01/04-I, CDAU-01/04-E, CDAU-01/05




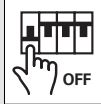


Program
Mode

Universal
R, L, C, LED, ESL

Local input

1.5 mm²
10 mm

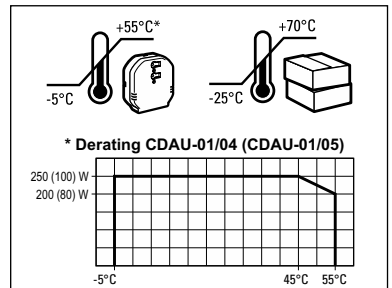
Neutral wire needed!
Nuldraad benodigd!
Nøytralleder nødvendig
Neutralleiter erforderlich!
Nulovy vodičzapotrebi!

Actuator	Type	Load
CDAU-01/04		250 W
CDAU-01/04-I	Local input	250 W
CDAU-01/04-E	EMS, kWh	250 W
CDAU-01/05		100 W

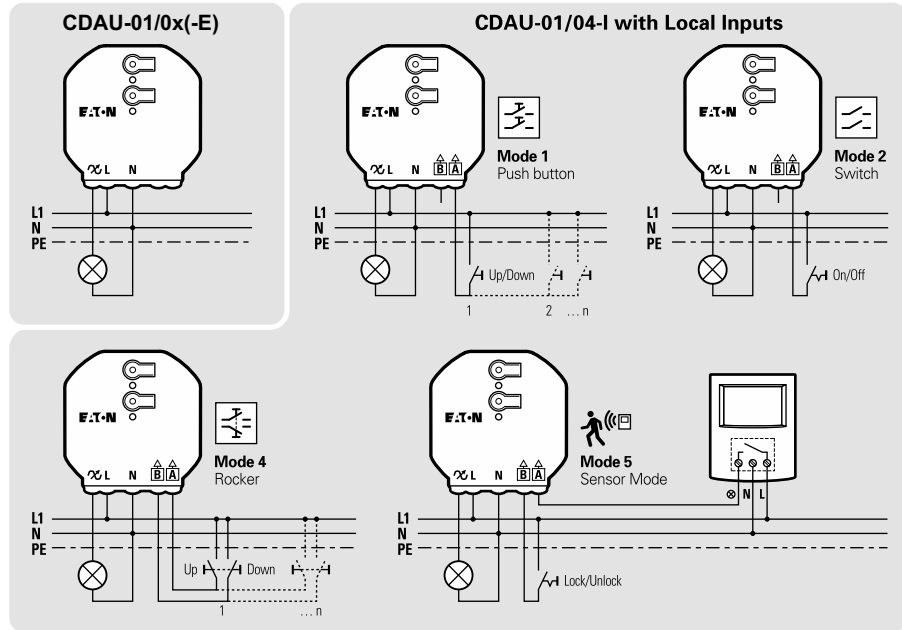
Technical Data / Technische gegevens / Tekniske data / Technische Daten / Technická data

Power supply	230 VAC +10% -15%, 50 Hz
Load CDAU-01/04	0 - 250 W (0 - 250 VA), LED, ESL: 0 - 100 W*
CDAU-01/05	0 - 100 W (0 - 100 VA), LED, ESL: 0 - 100 W*
	* Depending on the lamp type.
Power standby (Typical)	325 mW (EMS type: 425 mW) CDAU-01/05: 210 mW
EMS	0.5 W to 250 W, 5% ±0.5 W (>0.5 W) CDAU-01/05: 0.5 W to 100 W
RF	868,3MHz (xComfort compatible)
Max RF power	25 mW (ERP)
Local Input	230 VAC (Max. 265 V)
Binary Input voltage	Maximum 265 V (Same phase)
Input contact resistance IN to L	< 10 kΩ reliably ON, > 50 kΩ reliably OFF
Voltage difference IN to L	< 1 V reliably ON > 3 V reliably OFF
Protection	Overload, Short-circuit (Auto recovery)
Dimensions	49.5 x 45.5 x 18 mm (H x W x D)

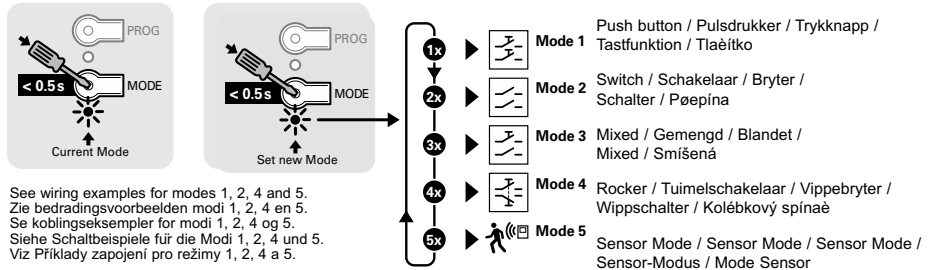


MRF	Version 2.44
RM	Version V41c
SHC-RF	Version 2.1
ECI-RF	Version 2.01
USB-RF	Version 2.10

Wiring diagrams / Aansluitschema's / Koblingskjemaer / Schaltpläne / Schéma zapojení

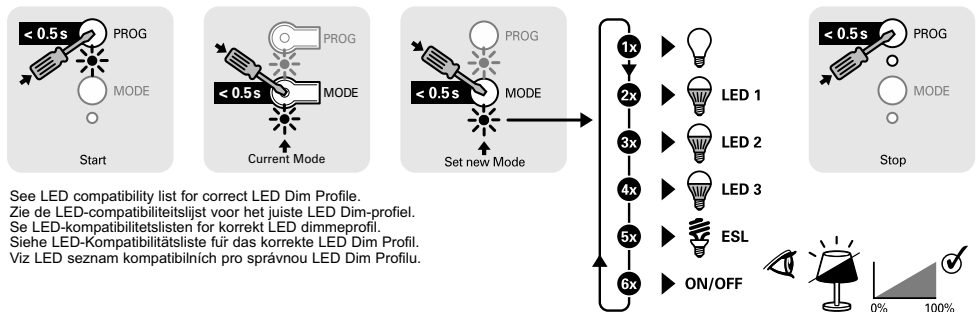


Set Local Input Mode / Lokale Ingang toewijzen / Tildede Lokal Inngang / Zuweisung lokaler Eingang / Přřazení místního vstupu (CDAU-01/04-I)



See wiring examples for modes 1, 2, 4 and 5.
 Zie bedringsvoorbeelden modi 1, 2, 4 en 5.
 Se koblingsseksempler for modi 1, 2, 4 og 5.
 Siehe Schaltbeispiele für die Modi 1, 2, 4 und 5.
 Viz Příkladky zapojení pro režimy 1, 2, 4 a 5.

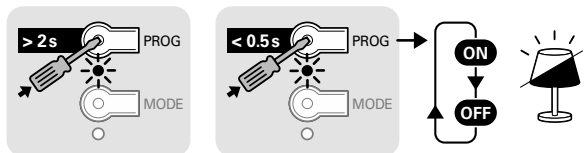
Set Dim Profile / Dim Profil instellen / Stille inn dimmeprofil / Einstellen des Dim Profil / Nastavení Dim profil



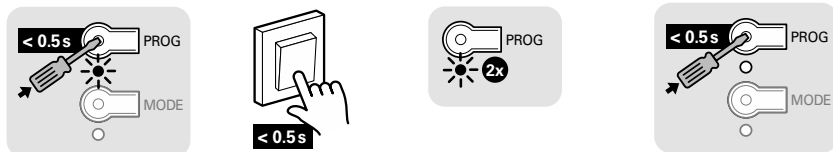
See LED compatibility list for correct LED Dim Profile.
 Zie de LED-compatibiliteitslijst voor het juiste LED Dim-profiel.
 Se LED-kompatibilitetslister for korrekt LED dimmeprofil.
 Siehe LED-Kompatibilitätsliste für das korrekte LED Dim Profil.
 Viz LED seznam kompatibilních pro správnou LED Dim Profilu.




Manual switching - test / Handmatig schakelen - test / Manuell betjening - test / Handschaltung - Test / Ruční přepínání / test



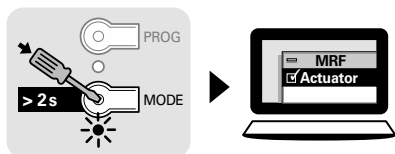
Assign Sensor in Basic Mode / Sensor in Basic Mode toewijzen / Tilknytte i Basic Mode / Zuweisen im Basic Mode / Přřadit v základním režimu



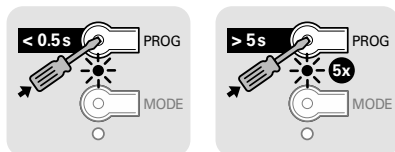
Remove Sensor in Basic Mode / Sensor in Basic Mode verwijderen / Fjerne i Basic Mode / Löschen im Basic Mode / Odstranit v základním režimu



Identify in MRF / Identifieren in MRF / Identifiser i MRF / Identifizieren im MRF / Identifikace v MRF



Back to factory default / Terug naar fabrieksinstellingen / Tilbake til fabrikkinnstillinger / Auf Auslieferungszustand zurücksetzen / Zpět na tovární hodnoty





Declaration of Conformity

We, EATON Industries (Austria) GmbH
3943 Schrems, Eugenia 1
Austria

declare under our sole responsibility as manufacturer that the product (family)

Eaton - Dimming actuator

CDAU-01/04..; CDAU-01/05 (contains RF-Modul CSCZ-xx/xx)

(the declaration of conformity applies to all listed types within our actual product catalogue)

provided that it is installed, maintained and used in the application intended for, with respect to the relevant manufacturer's instructions, installation standards and "good engineering practices"

complies with the provisions of Council directive(s):

RED Directive 2014/53/EU

RoHS Directive 2011/65/EU

based on compliance with following standard(s):

EN 301489-3 V2.1.1, EN 300220-2 V3.1.1, EN 60669-2-1:2010, EN 50428:2005 + A1:2007 + A2:2009, EN 55015:2013, EN 61547:2009, EN 50491-5-1:2010, EN 50491-5-2:2010, EN 60950-1:2006 + A11:2009 + A1:2010 + A12:2011 + A2:2013, EN 62479:2010, EN 50581:2012



12.03.2019

Friedrich Schröder
Director Quality & Systems

Fernando Ceccarelli
Senior Vice President
General Manager

Affixing date of CE mark: 2015

Doc.Id.: CDAU-0104..;CDAU-0105_120319

