

136-375 20W specific configuration

Refl downl | white | Ø225mm | 60° | 3000K | 18~30W | GST18i3

Introduction

Purpose of this Document

This document provides information for 136-375 20W. During measurement, the product is used in a different mode where output power, colour temperature and/or beam angle are changed from factory standard. These adjustments can be made without altering the product and are designed to be set by the installer. In most cases, the options are set through switches on the product.

Results

Total input power	19.6 W
Correlated Colour Temperature	3115 K
Total lumen output	2015 lm
Efficiency	103 lm/W

Electrical measurement details

Input Power

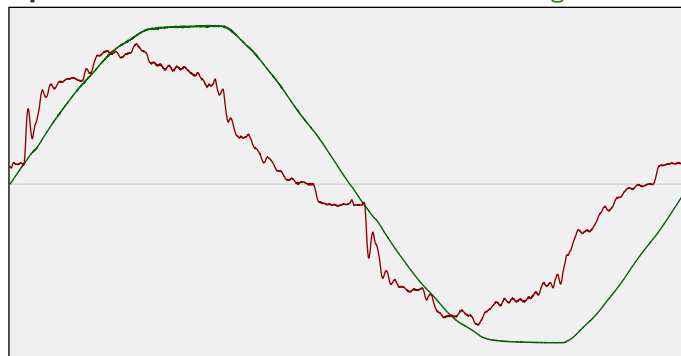
RMS Input voltage feed. V_{RMS}	230 V
RMS Input current feed. I_{RMS}	0.095 A
Total input power	19.6 W

Frequency of input power	50 Hz
Power factor	0.9
Displacement power factor	0.91

Total harmonic distortion of the current	15.37%
Total harmonic distortion of the voltage	2.64%

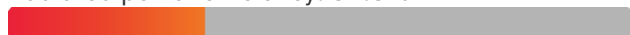
Input Power Curve

Voltage - Current



Efficiency

Radiated power efficiency: 31.8%



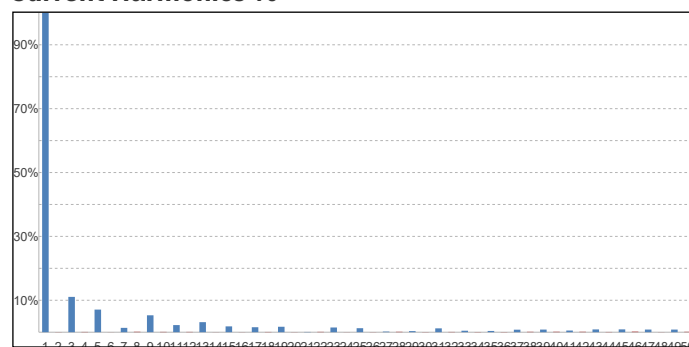
Lumen efficiency: 103 lm/W



Harmonics

3rd Harmonic	11.06%
5th Harmonic	7.08%
7th Harmonic	1.36%
9th Harmonic	5.29%
11th Harmonic	2.23%

Current Harmonics %



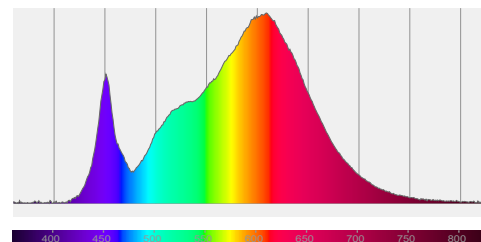
136-375 20W specific configuration

Colour measurement details

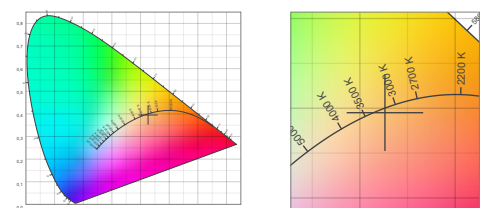
Total lumen output 2015 lm
 Correlated Colour Temperature 3115 K
 Colour coordinates CIE 1931 (x;y) = (0.426;0.395)
 Colour deviation from BBL Duv = -0.0021

TM30-18 Colour Fidelity Index R_f 86.2
 TM30-18 Colour Gamut Index R_g 98.3
 Colour Rendering Index (Ra) CRI 85.4
 Colour Rendering Index. (red component) $R_9 = 17.0$

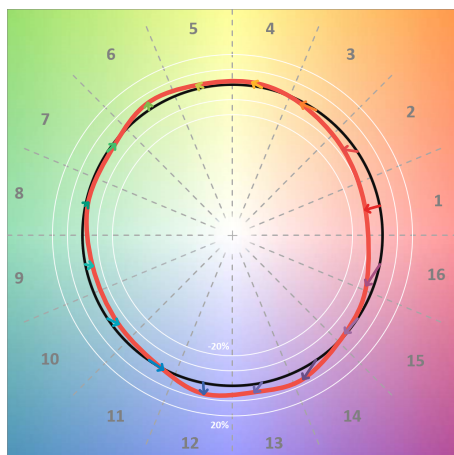
Colour Quality Scale CQS = 83.8
 Television Lighting Consistency Index TLCI = 71



Relative spectral power distribution



TM30 details

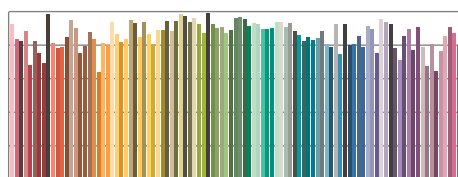


TM30 Colour vectors per hue bin

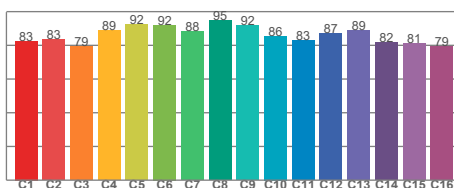


TM30 Colour distortion

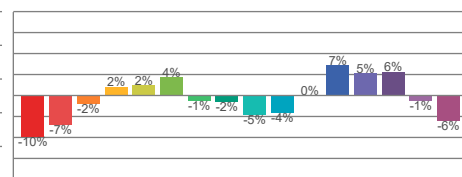
Hue Bin	R_f	Shifts (%)	
		Chroma	Hue
C1	83	-10%	-1%
C2	83	-7%	6%
C3	79	-2%	11%
C4	89	2%	7%
C5	92	2%	4%
C6	92	4%	-2%
C7	88	-1%	-7%
C8	95	-2%	-2%
C9	92	-5%	2%
C10	86	-4%	7%
C11	83	0%	11%
C12	87	7%	2%
C13	89	5%	-6%
C14	82	6%	-14%
C15	81	-1%	-12%
C16	79	-6%	-15%



TM30-18 R_f -values per reference colour

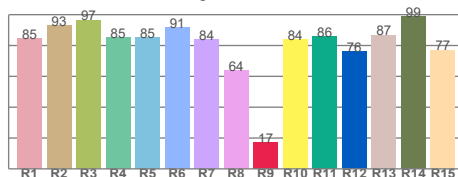


TM30-18 R_f -values per hue bin

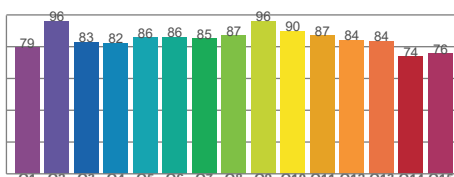


TM30 Chroma shift

Colour Quality details



Colour Rendering Index



Colour Quality Scale