

136-522 10W 4000K specific configuration  
 Refl downl eco | Ø167mm | white | 5-CCT | 6~15W | GST18i3

## Introduction

### Purpose of this Document

This document provides information for 136-522 10W 4000K. During measurement, the product is used in a different mode where output power, colour temperature and/or beam angle are changed from factory standard. These adjustments can be made without altering the product and are designed to be set by the installer. In most cases, the options are set through switches on the product.

### Results

Total input power	10.0 W
Correlated Colour Temperature	3732 K
Total lumen output	1108 lm
Efficiency	110 lm/W

## Electrical measurement details

### Input Power

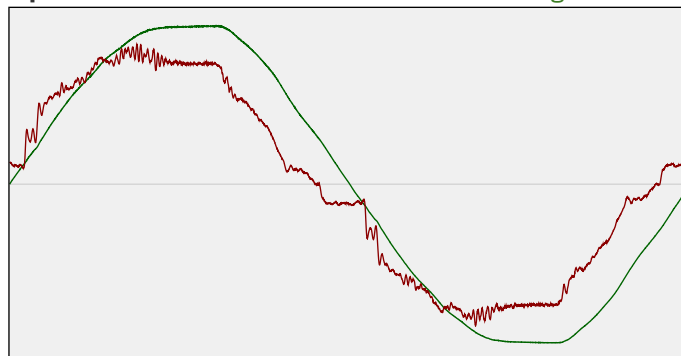
RMS Input voltage feed. $V_{RMS}$	230 V
RMS Input current feed. $I_{RMS}$	0.046 A
Total input power	10.0 W

Frequency of input power	50 Hz
Power factor	0.95
Displacement power factor	0.96

Total harmonic distortion of the current	9.84%
Total harmonic distortion of the voltage	2.72%

### Input Power Curve

Voltage - Current



### Efficiency

Radiated power efficiency: 33.6%



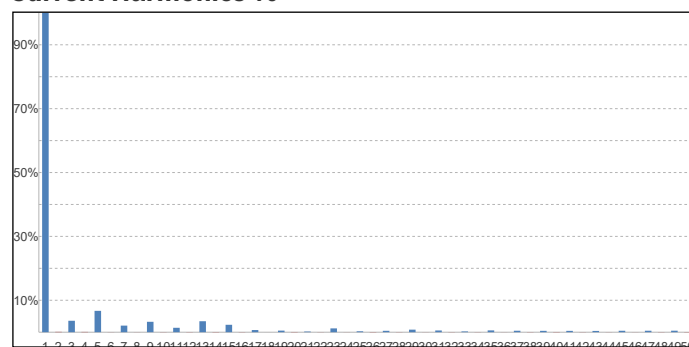
Lumen efficiency: 110 lm/W



### Harmonics

3rd Harmonic	3.58%
5th Harmonic	6.69%
7th Harmonic	2.06%
9th Harmonic	3.26%
11th Harmonic	1.38%

### Current Harmonics %



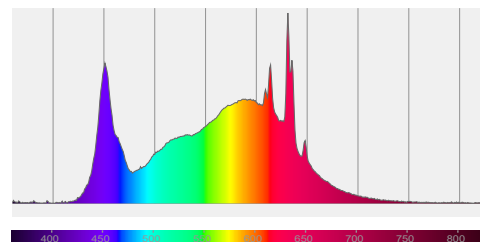
## 136-522 10W 4000K specific configuration

### Colour measurement details

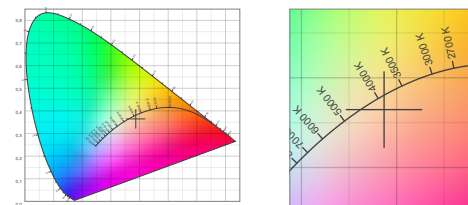
Total lumen output 1108 lm  
 Correlated Colour Temperature 3732 K  
 Colour coordinates CIE 1931 (x;y) = (0.387;0.365)  
 Colour deviation from BBL Duv = -0.0076

TM30-18 Colour Fidelity Index  $R_f$  85.4  
 TM30-18 Colour Gamut Index  $R_g$  98.4  
 Colour Rendering Index (Ra) CRI 87.4  
 Colour Rendering Index. (red component)  $R_9 = 32.6$

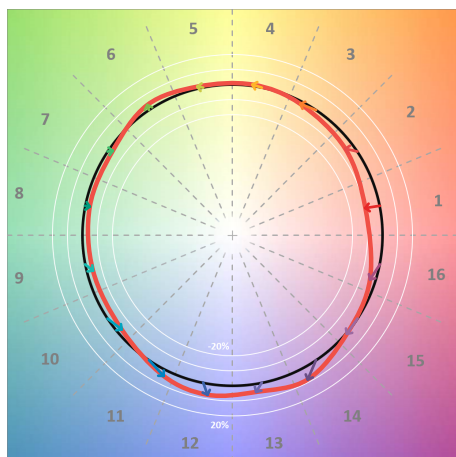
Colour Quality Scale CQS = 84.0  
 Television Lighting Consistency Index TLCI = 74



Relative spectral power distribution



### TM30 details

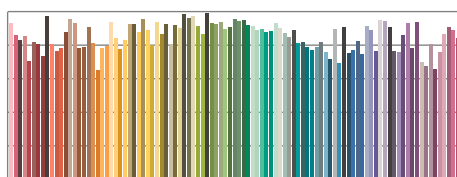


TM30 Colour vectors per hue bin

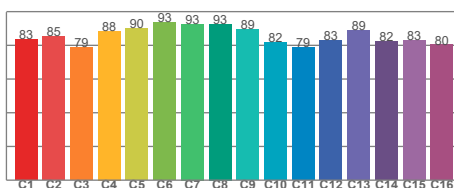


TM30 Colour distortion

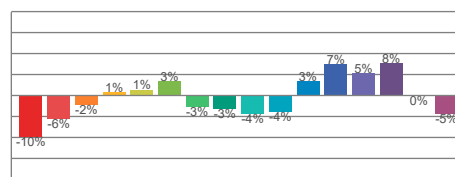
Hue Bin	$R_f$	Shifts (%)	
		Chroma	Hue
C1	83	-10%	0%
C2	85	-6%	6%
C3	79	-2%	11%
C4	88	1%	6%
C5	90	1%	4%
C6	93	3%	-1%
C7	93	-3%	-2%
C8	93	-3%	0%
C9	89	-4%	5%
C10	82	-4%	11%
C11	79	3%	14%
C12	83	7%	4%
C13	89	5%	-5%
C14	82	8%	-12%
C15	83	0%	-12%
C16	80	-5%	-11%



TM30-18  $R_f$ -values per reference colour

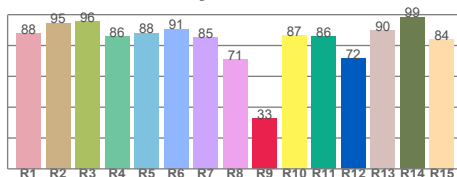


TM30-18  $R_f$ -values per hue bin

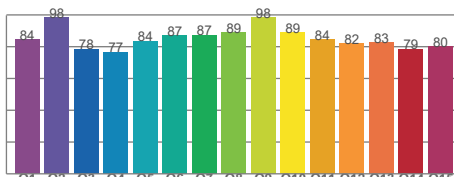


TM30 Chroma shift

### Colour Quality details



Colour Rendering Index



Colour Quality Scale