

Motion detector, 230 V, 12 m, 200°, IP55, for wall and ceiling mounting, for surface mounting, alu

351-26480

4 year warranty

This 1-channel outdoor motion detector with a detection range of 14 metres is suitable for use along driveways, under carports or in the garden. The motion detector can be mounted onto the ceiling or the wall and can be aimed upwards or downwards. The device has a built-in light sensor and switches the lighting automatically. After the pre-set time delay, the light is switched off automatically.

Finishing colour: alu

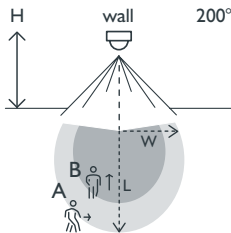
- With low crossing detection
- Low consumption (0.20 W)
- Detection head adjustable vertically
- Separate setting for the lux and the switch-off delay
- Can be programmed manually or using the optional remote control

Motion detector for use in driveways, carports, gardens, etc.

- The lighting remains on while there is motion.
- Can switch up to 350 W of LED.
- Can be mounted on the ceiling or on a wall.



Detection range



H ↓ B	A Across		B Towards	
	W	L	W	L
2 m	5 m	10 m	2.5 m	5 m
3 m	6 m	12 m	3 m	6 m
4 m	7 m	14 m	3.5 m	7 m
5 m	7 m	14 m	3.5 m	7 m
6 m	7 m	14 m	3.5 m	7 m
7 m	7 m	14 m	3.5 m	7 m
8 m	7 m	14 m	3.5 m	7 m




230 V



stand-alone



200 °



12 m from
a height of
3 m



2 – 8 m



surface
mounting

niko

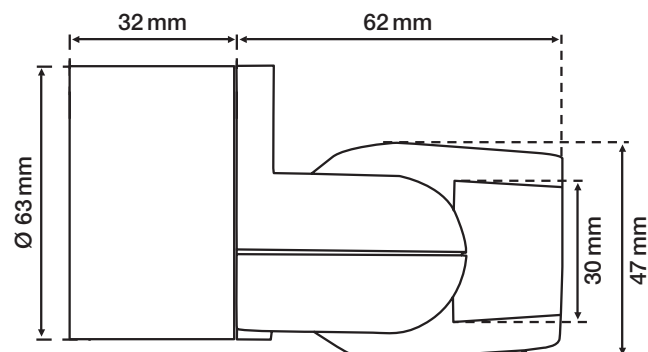
Technical data

Article number	351-26480
Input voltage	230 Vac \pm 10 %, 50 Hz
Detector output	230 V (ON/OFF)
Maximum MCB rating	10 A (limited by national installation rules)
Relay contact	N.O. (max. 10 A)
Maximum load incandescent and halogen lamps ($\cos\phi=1$)	2300 W
Maximum load economy lamps (CFLi)	350 W
Maximum load LED lamps 230 V	350 W
Light intensity range	5 lux – 2000 lux
Number of channels	1 channel
Switch-off delay	pulse, 10 s – 20 min
Detection angle	200 °
Detection range (PIR)	12 m from a height of 3 m
Ambient temperature	-20 – +55 °C
Mounting method	surface mounting
Mounting height	2 – 8 m
Dimensions (HxWxD)	63 x 63 x 94 mm
Protection degree	IP55
Marking	CE

Accessories

350-41936	Universal remote control for smartphone
351-25320	IR remote control
351-25310	IR remote control for users

Dimensions



Wiring diagram

