

136-519 18W 3500K specific configuration

Refl downl eco | Ø220mm | black | 5-CCT | 13~25W | EU plug

## Introduction

### Purpose of this Document

This document provides information for 136-519 18W 3500K. During measurement, the product is used in a different mode where output power, colour temperature and/or beam angle are changed from factory standard. These adjustments can be made without altering the product and are designed to be set by the installer. In most cases, the options are set through switches on the product.

### Results

Total input power	17.2 W
Correlated Colour Temperature	3357 K
Total lumen output	1993 lm
Efficiency	116 lm/W

## Electrical measurement details

### Input Power

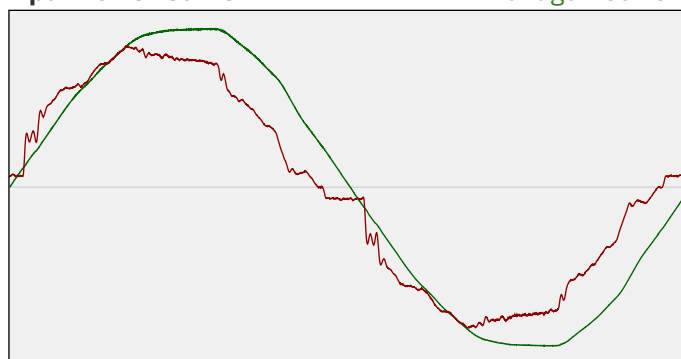
RMS Input voltage feed. $V_{RMS}$	228 V
RMS Input current feed. $I_{RMS}$	0.079 A
Total input power	17.2 W

Frequency of input power	50 Hz
Power factor	0.96
Displacement power factor	0.96

Total harmonic distortion of the current	9.98%
Total harmonic distortion of the voltage	2.65%

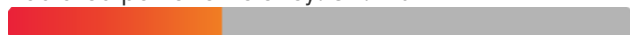
### Input Power Curve

Voltage - Current



### Efficiency

Radiated power efficiency: 34.7%



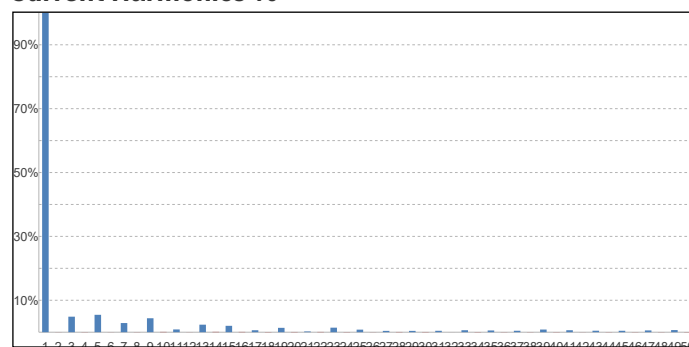
Lumen efficiency: 116 lm/W



### Harmonics

3rd Harmonic	4.86%
5th Harmonic	5.45%
7th Harmonic	2.87%
9th Harmonic	4.37%
11th Harmonic	0.86%

### Current Harmonics %



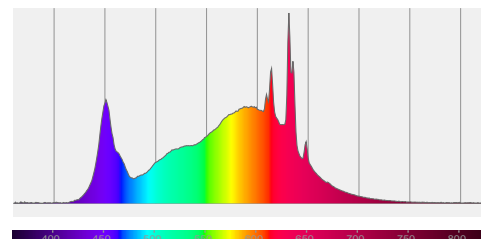
## 136-519 18W 3500K specific configuration

### Colour measurement details

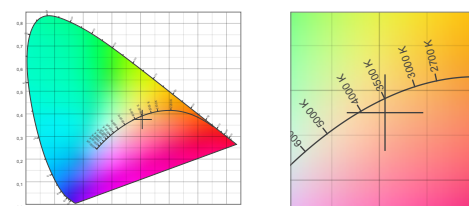
Total lumen output 1993 lm  
 Correlated Colour Temperature 3357 K  
 Colour coordinates CIE 1931 (x;y) = (0.406;0.375)  
 Colour deviation from BBL Duv = -0.0071

TM30-18 Colour Fidelity Index  $R_f$  85.3  
 TM30-18 Colour Gamut Index  $R_g$  98.8  
 Colour Rendering Index (Ra) CRI 86.5  
 Colour Rendering Index. (red component)  $R_9 = 28.5$

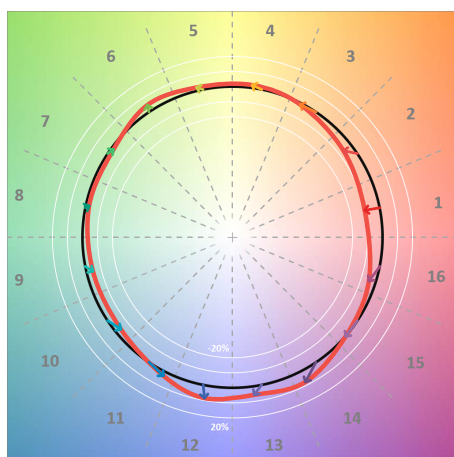
Colour Quality Scale CQS = 83.3  
 Television Lighting Consistency Index TLCI = 73



Relative spectral power distribution



### TM30 details

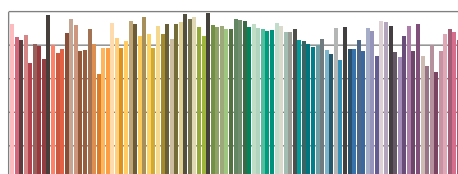


TM30 Colour vectors per hue bin

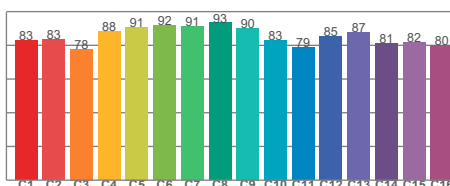


TM30 Colour distortion

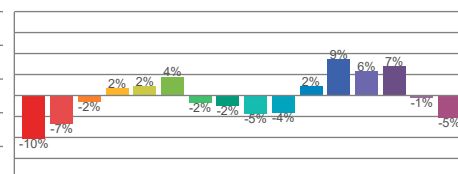
Hue Bin	$R_f$	Shifts (%)	
		Chroma	Hue
C1	83	-10%	0%
C2	83	-7%	7%
C3	78	-2%	12%
C4	88	2%	7%
C5	91	2%	4%
C6	92	4%	-2%
C7	91	-2%	-4%
C8	93	-2%	-2%
C9	90	-5%	4%
C10	83	-4%	10%
C11	79	2%	13%
C12	85	9%	3%
C13	87	6%	-6%
C14	81	7%	-13%
C15	82	-1%	-13%
C16	80	-5%	-11%



TM30-18  $R_f$ -values per reference colour

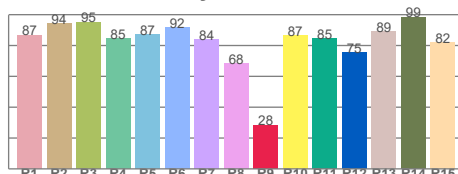


TM30-18  $R_f$ -values per hue bin

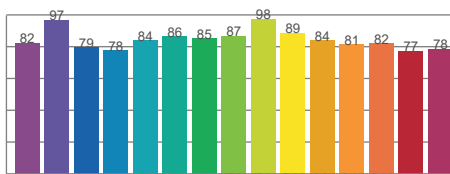


TM30 Chroma shift

### Colour Quality details



Colour Rendering Index



Colour Quality Scale