

TRONIX

CE

RoHS

TRACK SPOT LIGHT INSTRUCTION

Description:

The product uses quality high brightness LED as light source, high reliable constant current power supply solution. The light body is made of high thermal conductive, UV resistant, flame retardant plastic to achieve safer insulation, and built-in pure aluminum sunflower radiator offer reliable heat dissipation performance. The reflective cup is made of pure aluminum, and the surface is processed with high reflective coating to provide a more uniform and comfortable lighting experience.

Easy installation and the irradiation direction is adjustable. No flickering, anti glare, beam angle 40° and LED SDCM < 3 to ensure color consistency.

This product is widely used in shop, hotel, restaurant, and other occasions.

Notes:

- ◆ The product uses Three-phase four wire track system, and the adapter must work with lamp tracks together
- ◆ To ensure safety, it must be installed by a professional electrician
- ◆ Do not install the product in high temperature or humid place.
- ◆ Storage conditions: room temperature and dry environment.

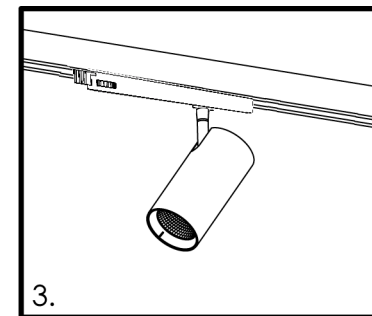
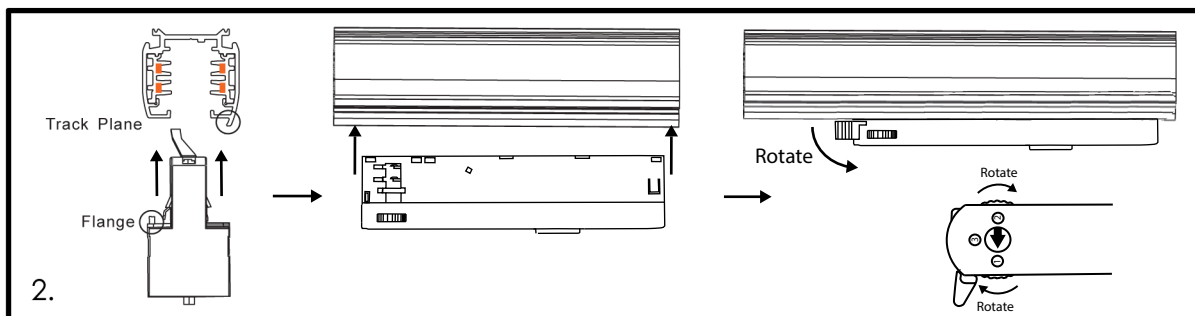
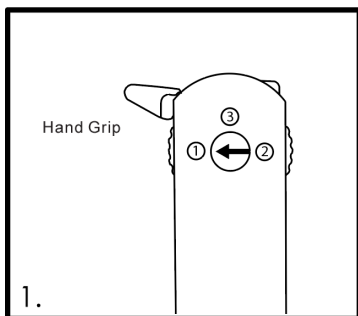
Installation:

Figure 1. Turn off the power before installation. Turn Hand Grip to the position as shown in the figure 1.

Figure 2. Make sure the adaptor flange is in the same as the track plane, and then press the track adaptor into the track system.

Pull the Hand Grip back to the end in the direction of the arrow, turn the Power Knob and select the(1,2,3 for options) phase as per your requirement.

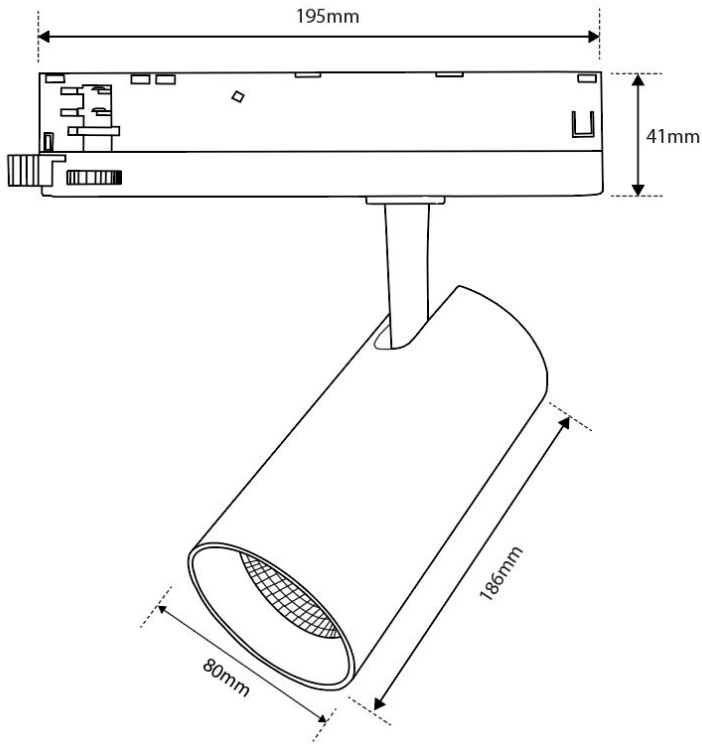
Figure 3. Turn the lamp to the required direction and power on.



Technical parameters:

Item No.	169-291 White Housing	169-295 White Housing
Input Voltage	220-240V AC	
Current(A)	0.095	
Power (W)	20W	
Power factor(PF)	>0.9	
Color Temperature (K)	3000K	2700K
Luminous Flux	1706	
Lifespan (h)	50000	
Beam (50%)	40°	
Protection Rate	IP20	
CRI (Ra)	>90	

Dimension:



Suitable for following tracks

Serial number	Brand	Track model	System
1	Global	XTS 4 & XTSF 4	3P
2	Stucchi	9000XX Series	3P
3	Eutrac	2510x	3P
4	Unipro	T32B	3P
5	Ivela	7501	3P
6	ERCO	783	3P
7	Hoffmeister	/	3P

Extended Specifications From The Driver

category	Item	Technical Norm
Features	Output Type	Constant Current
	Dimming Type	Phase dimming
	Dimming Range	10%-100%
	IP Grade	IP20
	Insulation Class	Class II
Input	Rated Input Voltage	220-240VAC
	Range of Input Voltage	198-264VAC
	Frequency	50/60Hz
	Input Current	≤0.23A
	Input Power	≤ 48W
	Power Factor	≥0.92 (230VAC, full load)
	No-load Power Consumption	≤0.5W @230VAC
	Inrush Current	≤20A/400us (230VAC, Full-load)
	Connected quantity of 10A Breaker	10pcs/type A;15pcs/typeB;25pcs/type C @ 230Vac
	Connected quantity of 16A Breaker	16pcs/type A;24pcs/typeB;40pcs/type C @ 230Vac
	Connected quantity of 20A Breaker	20pcs/type A ;30pcs/type B;50pcs/type C@ 230Vac
Output	Current Accuracy	±5%
	Max. Output Power	22W
	Started Delay Time	≤0.5S (230VA, full load)
	Current Ripple	±5% (Imax-Imin)/(Imax+Imin)
Protection	Short Circuit Protection	Auto Recovery
	Overload Protection	Auto Recovery
	No-load Protection	Auto Recovery
	Insulation voltage	I/P to O/P , 3KVac/1min
	Insulation resistance	>100M ohm @ 500VDC
	Leakage current	I/P to O/P < 250μA
Environment	Ta/Operation Temperature	-20....+35°C
	Ts/Storage Temperature	-35....+85°C
	Tc/Enclosure Temperature	85°C

Warning



- * Power should be cut off before installation, maintenance or inspection.
- * Please install and use the light strictly according to the instruction.
- * Do not disassemble or remold the product by own to avoid accident of electric shock or fixture falling.
- * Working out of temp. range -20° C ~ +40° C will shorten the lifetime of luminaries.