

136-511 13W 4000K specific configuration

Refl downl eco | Ø140mm | white | 5-CCT | 6~15W | EU plug

Introduction

Purpose of this Document

This document provides information for 136-511 13W 4000K. During measurement, the product is used in a different mode where output power, colour temperature and/or beam angle are changed from factory standard. These adjustments can be made without altering the product and are designed to be set by the installer. In most cases, the options are set through switches on the product.

Results

Total input power	11.8 W
Correlated Colour Temperature	3724 K
Total lumen output	1245 lm
Efficiency	106 lm/W

Electrical measurement details

Input Power

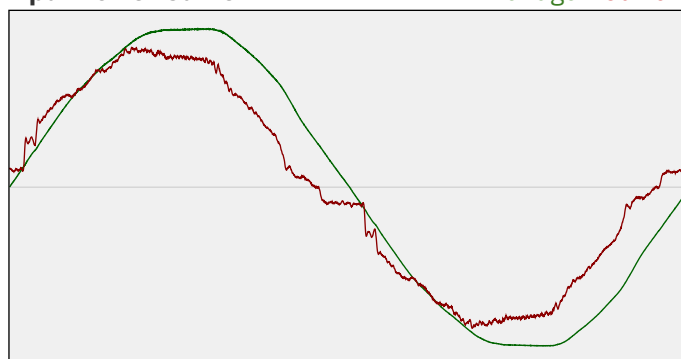
RMS Input voltage feed. V_{RMS}	228 V
RMS Input current feed. I_{RMS}	0.054 A
Total input power	11.8 W

Frequency of input power	50 Hz
Power factor	0.96
Displacement power factor	0.97

Total harmonic distortion of the current	9.69%
Total harmonic distortion of the voltage	2.56%

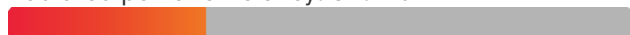
Input Power Curve

Voltage - Current



Efficiency

Radiated power efficiency: 32.1%



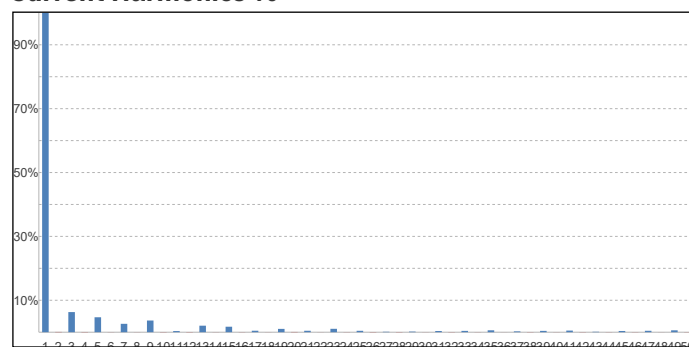
Lumen efficiency: 106 lm/W



Harmonics

3rd Harmonic	6.3%
5th Harmonic	4.68%
7th Harmonic	2.63%
9th Harmonic	3.66%
11th Harmonic	0.36%

Current Harmonics %



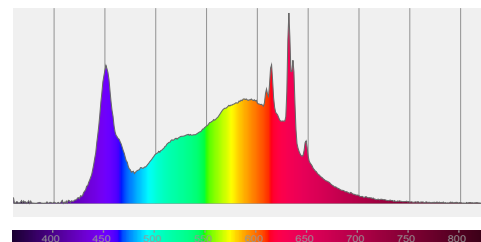
136-511 13W 4000K specific configuration

Colour measurement details

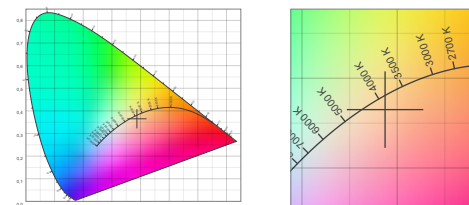
Total lumen output 1245 lm
 Correlated Colour Temperature 3724 K
 Colour coordinates CIE 1931 (x;y) = (0.387;0.365)
 Colour deviation from BBL Duv = -0.0075

TM30-18 Colour Fidelity Index R_f 85.4
 TM30-18 Colour Gamut Index R_g 98.4
 Colour Rendering Index (Ra) CRI 87.4
 Colour Rendering Index. (red component) $R_9 = 32.3$

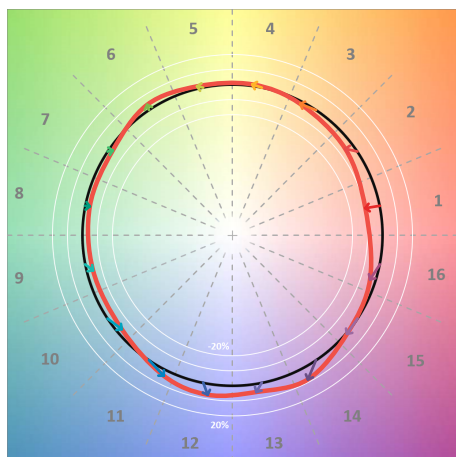
Colour Quality Scale CQS = 84.0
 Television Lighting Consistency Index TLCI = 74




Relative spectral power distribution



TM30 details

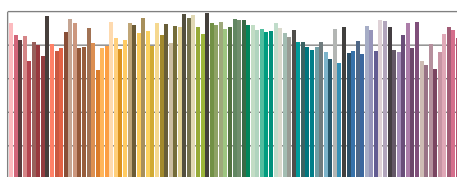


TM30 Colour vectors per hue bin

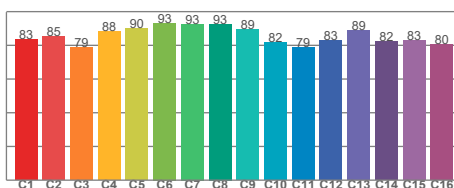


TM30 Colour distortion

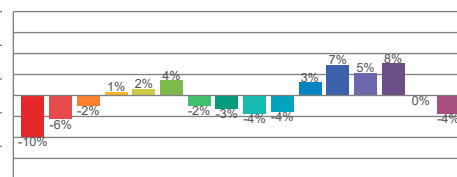
Hue Bin	R_f	Shifts (%)	
		Chroma	Hue
C1	83	-10%	0%
C2	85	-6%	6%
C3	79	-2%	11%
C4	88	1%	7%
C5	90	2%	4%
C6	93	4%	-1%
C7	93	-2%	-3%
C8	93	-3%	0%
C9	89	-4%	5%
C10	82	-4%	11%
C11	79	3%	14%
C12	83	7%	5%
C13	89	5%	-5%
C14	82	8%	-12%
C15	83	0%	-12%
C16	80	-4%	-11%



TM30-18 R_f -values per reference colour

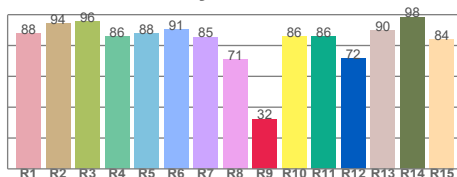


TM30-18 R_f -values per hue bin

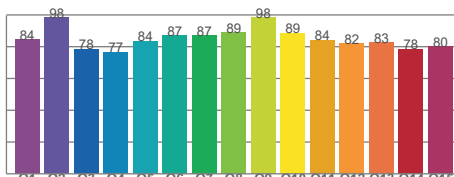


TM30 Chroma shift

Colour Quality details



Colour Rendering Index



Colour Quality Scale