

Data Sheet | Item Number: 713-1427

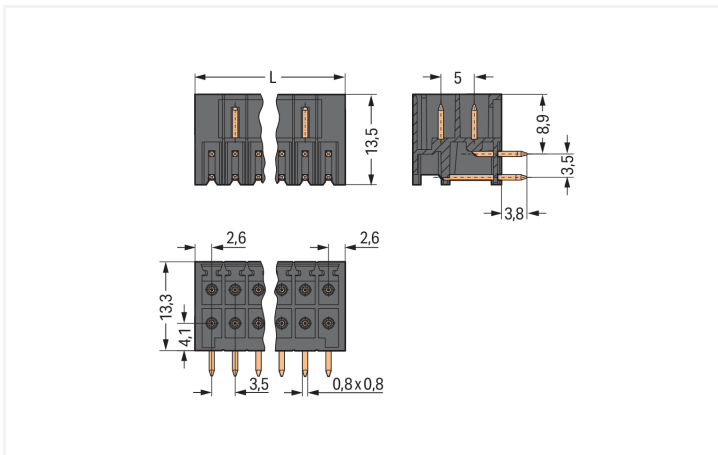
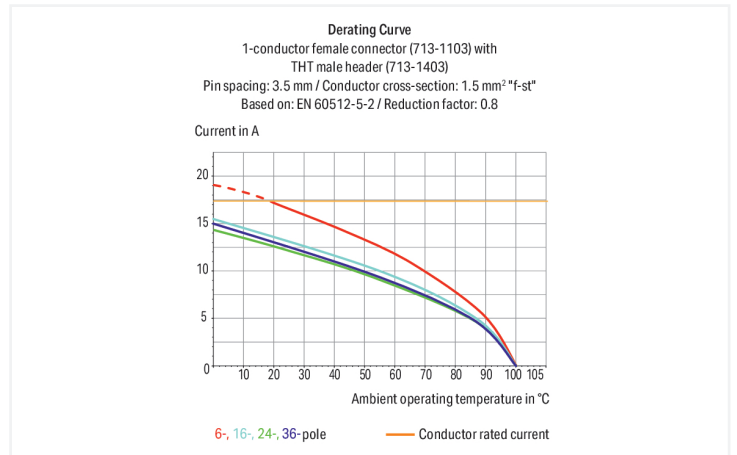
THT male header, 2-row; 0.8 x 0.8 mm solder pin; angled; 100% protected against mismatching; Pin spacing 3.5 mm; 14-pole; black

<https://www.wago.com/713-1427>



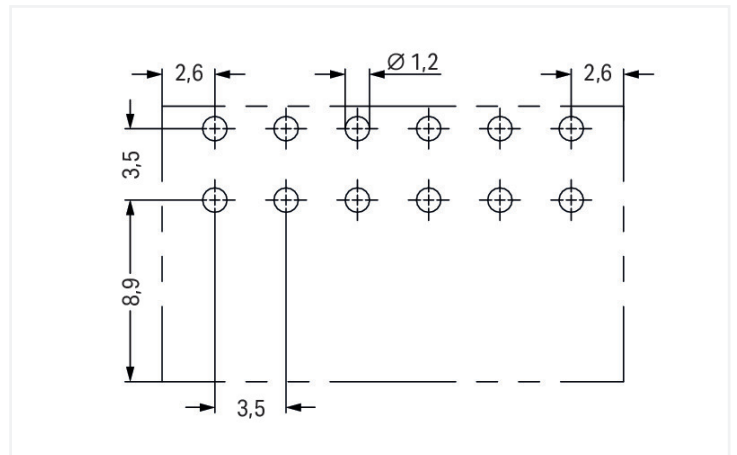
Color: ■ black

Similar to illustration



Dimensions in mm

$L = [(pole\ no./2) - 1] \times pin\ spacing + 5.2\ mm$



Male connector, 713 Series, black

Our male connector (item number 713-1427) ensures effortless electrical installations. Dimensions: (26 x 17.1 x 13.5) mm (width x height x depth).

Tin is used for coating the contact surfaces. The pcb connector is designed for THT soldering.

Notes

Safety Information

The MCS – MULTI CONNECTION SYSTEM includes connectors without breaking capacity in accordance with DIN EN 61984. When used as intended, these connectors must not be connected/disconnected when live or under load. When used as intended, these connectors must not be connected/disconnected when live or under load. The circuit design should ensure header pins, which can be touched, are not live when unmated.

Variants:

Other pole numbers
Other solder pin lengths
Gold-plated or partially gold-plated contact surfaces
Other versions (or variants) can be requested from WAGO Sales or configured at <https://configurator.wago.com/>.

Electrical data

Ratings per	IEC/EN 60664-1			Approvals per	UL 1059		
Overvoltage category	III	III	II	Use group	B	C	D
Pollution degree	3	2	2	Rated voltage	150 V	50 V	-
Nominal voltage	80 V	160 V	250 V	Rated current	10 A	10 A	-
Rated impulse withstand voltage	2.5 kV	2.5 kV	2.5 kV				
Rated current	10 A	10 A	10 A				

Approvals per	CSA		
Use group	B	C	D
Rated voltage	150 V	-	-
Rated current	12 A	-	-

Connection Data

Total number of potentials	14	Connection 1	
Number of connection types	1	Pole number	14
Number of levels	2		

Physical data

Pin spacing	3.5 mm / 0.138 inches
Width	26 mm / 1.024 inches
Height	17.1 mm / 0.673 inches
Height from the surface	13.3 mm / 0.524 inches
Depth	13.5 mm / 0.531 inches
Solder pin length	3.8 mm
Solder pin dimensions	0.8 x 0.8 mm
Drilled hole diameter with tolerance	1.2 ^(+0.1) mm

Mechanical data

Variable coding	Yes
Anti-rotation protection	Yes

Plug-in connection

Contact type (pluggable connector)	Male connector/plug
Connector (connection type)	for PCB
Mismating protection	Yes
Mating direction to the PCB	0°

PCB contact

PCB contact	THT
Solder pin arrangement	over the entire male connector (in-line)
Number of solder pins per potential	1

Material data

Note (material data)	Information on material specifications can be found here
Color	black
Material group	I
Insulation material (main housing)	Polyphthalamide (PPA GF)
Flammability class per UL94	V0
Contact material	Electrolytic copper (E _{Cu})
Contact Plating	Tin
Fire load	0.079 MJ
Weight	4 g

Environmental requirements

Limit temperature range	-60 ... +100 °C
Processing temperature	-35 ... +60 °C

Commercial data

Product Group	3 (Multi Conn. System)
PU (SPU)	50 pcs
Packaging type	Box
Country of origin	PL
GTIN	4045454700188
Customs tariff number	85366930000

Product Classification

UNSPSC	39121409
eCl@ss 10.0	27-44-04-02
eCl@ss 9.0	27-44-04-02
ETIM 9.0	EC002637
ETIM 10.0	EC002637
ECCN	NO US CLASSIFICATION

Environmental Product Compliance	
RoHS Compliance Status	Compliant, No Exemption

Approvals / Certificates

General approvals



Approval	Standard	Certificate Name
CB DEKRA Certification B.V.	IEC 61984	NL-102427
CSA CSA Group	C22.2	2315087
KEMA/KEUR DEKRA Certification B.V.	EN 61984	71-133740

Downloads

Environmental Product Compliance

Compliance Search	
Environmental Product Compliance 713-1427	↓

Documentation

Additional Information			
Technical Section	03.04.2019	pdf 2027.26 KB	↓

CAD/CAE-Data

CAD data	
2D/3D Models 713-1427	↓

CAE data	
ZUKEN Portal 713-1427	↓

PCB Design

Symbol and Footprint via SamacSys 713-1427	↓
Symbol and Footprint via Ultra Librarian 713-1427	↓

1 Compatible Products

1.1 System counterpart

1.1.1 Female connector/socket



Item No.: 713-1107

1-conductor female connector, 2-row; CAGE CLAMP®; 1.5 mm²; Pin spacing 3.5 mm; 14-pole; 100% protected against mismatching; black



Item No.: 713-1107/000-047

1-conductor female connector, 2-row; CAGE CLAMP®; 1.5 mm²; Pin spacing 3.5 mm; 14-pole; 100% protected against mismatching; direct marking; black



Item No.: 713-1107/000-9037

1-conductor female connector, 2-row; CAGE CLAMP®; 1.5 mm²; Pin spacing 3.5 mm; 14-pole; 100% protected against mismatching; direct marking; black



Item No.: 713-1107/033-047

1-conductor female connector, 2-row; CAGE CLAMP®; 1.5 mm²; Pin spacing 3.5 mm; 14-pole; 100% protected against mismatching; Strain relief plate; direct marking; black



Item No.: 713-1107/033-9037

1-conductor female connector, 2-row; CAGE CLAMP®; 1.5 mm²; Pin spacing 3.5 mm; 14-pole; 100% protected against mismatching; Strain relief plate; direct marking; black

1.2 Optional Accessories

1.2.1 Coding

1.2.1.1 Coding



Item No.: 714-101

Coding key; orange

Installation Notes

Coding



Coding a male header by inserting a coding pin.