



Features

- LED batten, T8 replacement, ease of installation through 2 part push-in design of the housing, Traffic white (RAL9016) iron housing, 2800 - 5000lm (selected by DIP switches), 20.5 - 35.5W, 135-144lm/W, Integrated switch allows to choose between warm white (3000K) and neutral white (4000K) colour temperatures, CRI80, 3 step MacAdam ellipse, symmetric wide beam angle, Class I, 100000 hrs L70B50 lifespan, Non-dimmable driver with corridor function with microwave presence sensor, IK08, IP20, 1200 x 64 x 65mm (LxWxH) dimensions, 1.27kg weight. BESA compatibility. End cap incorporates 20mm conduit knock out.

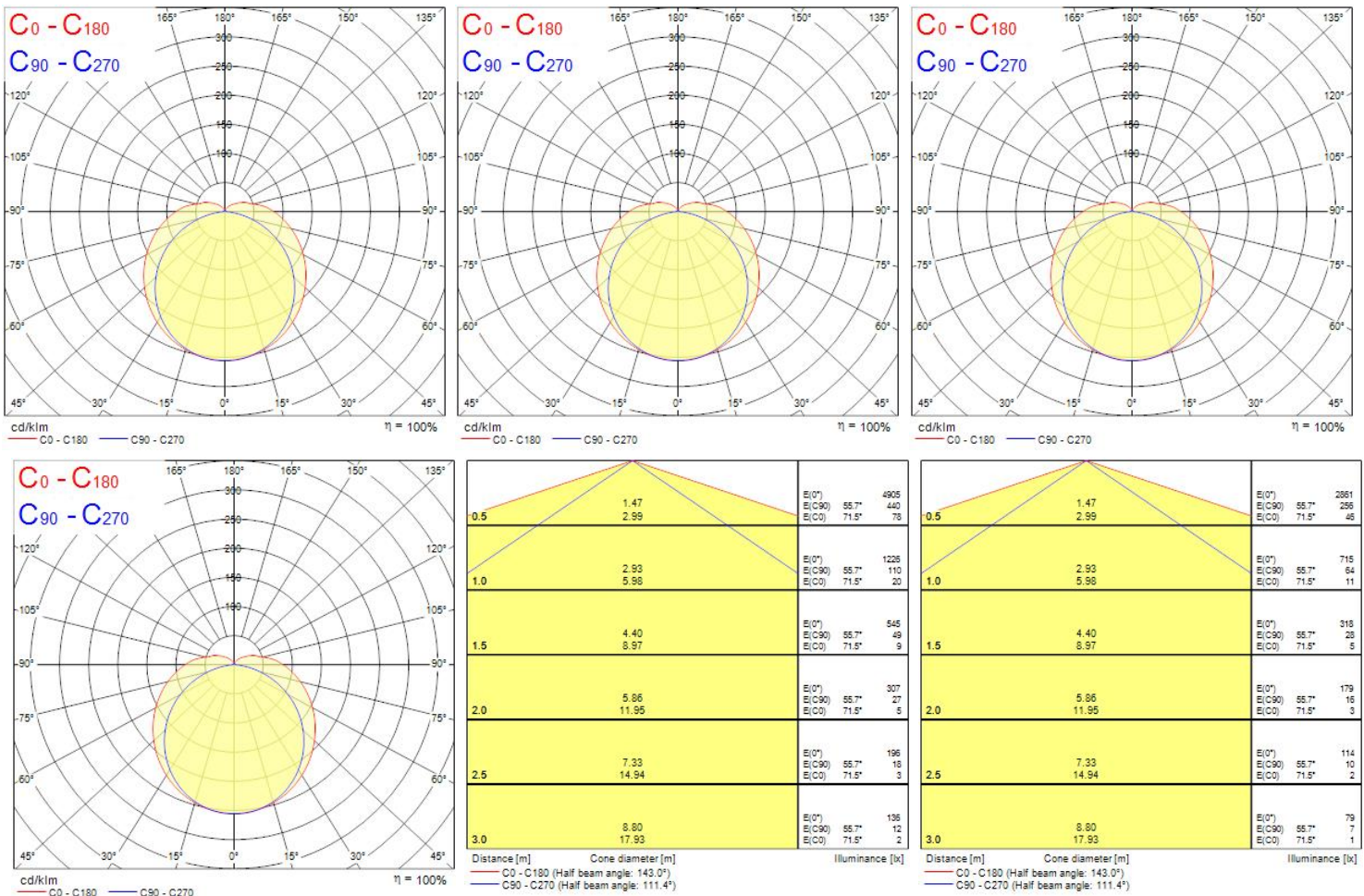
Product Overview

Product name	Start Batten 1200 3000/5000lm MWC 830/840
Technology	LED
Cap/Base	N/A
Housing	Steel
General application	Logistics & Industry
ETIM Class	EC000109
E-number FI	4279493
Fixture luminous flux (lm)	5000
Luminaire efficacy (lm/W)	141
Light colour	Warm White or Neutral White
CRI (Ra)	80
Colour Variation Initial (SDCM)	3
Beam Angle (°)	145x110
Photobiological Risk Group	RG1
Total power consumption (W)	35.5
Electrical protection	Class I

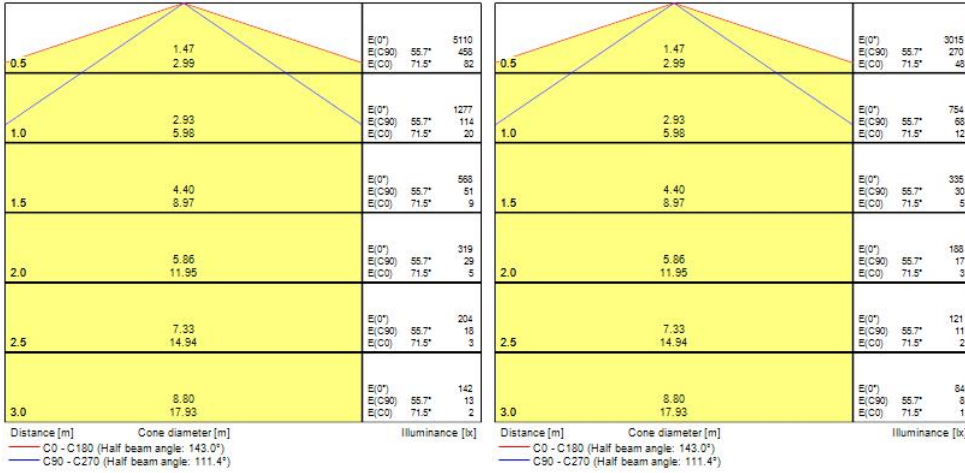
Start Batten 1200 3000/5000lm MWC 830/840 0048981

Control gear type	LED driver constant current
Dimmable	No
LED Flickering Rate	Ultra low (5% or less)
Housing colour	RAL9016
IP rating	IP20
IK rating	IK08
Product EAN number	5410288489810
Warranty	5 years
Dimming method	N/A


Photometry



Start Batten 1200 3000/5000lm MWC 830/840 0048981



Technical drawings



Data table

GENERAL DATA

Product name	Start Batten 1200 3000/5000lm MWC 830/840
Technology	LED
Cap/Base	N/A
Housing	Steel
General application	Logistics & Industry
Operating temperature range (°C)	-20°C...+40°C
Performance ambient temperature Tq (°C)	25
ETIM Class	EC000109
E-number FI	4279493

Start Batten 1200 3000/5000lm MWC 830/840 0048981

Warranty	5 years
----------	---------

OPTICAL DATA

Fixture luminous flux (lm)	5000
Luminaire efficacy (lm/W)	141
Correlated colour temperature range (K)	3000 - 4000
Light colour	Warm White or Neutral White
CRI (Ra)	80
Colour Variation Initial (SDCM)	3
Beam Angle (°)	145x110
Photobiological Risk Group	RG1

ELECTRICAL DATA

Total power consumption (W)	35.5
Primary Supply/Product voltage - min (V)	240.0
Primary Supply/Product voltage - max (V)	220
Lamp power factor	0.9
THD (at 230 V, 50 Hz, full load, at 100% dimming level) ≤ xx.x %	20
Electrical protection	Class I
Control gear required	Yes
Control gear type	LED driver constant current
No. Of switching cycles before premature failures	>50000
Dimmable	No
Dimming method	N/A
Drive current (mA)	300
Inrush Current (A)	13.8
Inrush Duration (µs)	260
Glow Wire Test (°C)	650
Energy Efficiency Class (A->G) of contained light source	C
Nominal Frequency (Hz)	50/60Hz
LED Flickering Rate	Ultra low (5% or less)

Start Batten 1200 3000/5000lm MWC 830/840 0048981

Max. products per 10A C Breaker	18
Max. products per 13A C Breaker	25
Max. products per 16A C Breaker	28
Max. products per 20A C Breaker	30
Max. products per 10A B Breaker	15
Max. products per 13A B Breaker	16
Max. products per 16A B Breaker	18
Max. products per 20A B Breaker	25
Connectable conductor cross section - Max (mm ²)	1.5

LIFETIME DATA

Lifespan L70 B50	100000
Lifespan L80 B50	62000

PHYSICAL DATA

Housing colour	RAL9016
IP rating	IP20
IK rating	IK08
Diffuser finish	Opal
Diffuser material	PC Polycarbonate
Nominal Product Length (mm)	1200
Nominal Product Width (mm)	64
Nominal Product Height (mm)	65
Weight (kg)	1.265

PACKAGING

Product EAN number	5410288489810
Packaging single length / height (cm)	120.0
Packaging single width (cm)	6.4
Packaging single depth (cm)	6.5
DUN14 (outer)	15410288489817
Units per outer package	6
Packaging outer length / height (cm)	122.0

Start Batten 1200 3000/5000lm MWC 830/840
0048981

Packaging outer width (cm)	15.3
Packaging outer depth (cm)	22.7

SAFETY DATA

Optimal operating condition (°C)	-20-40
Special purpose lamp	No
Dry applications use only	No
Suitable for household illumination	No