

**Deck valve clockwise closing cold - Chrome**

SERIES SPECIFIC

20 000 740 Product version from 4/1/2023

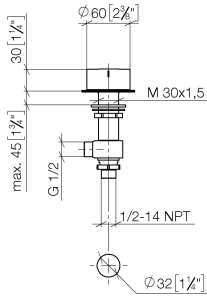


- hole diameter 32 mm
- handle Ø 60mm
- without rosette
- with cold marking
- WRAS

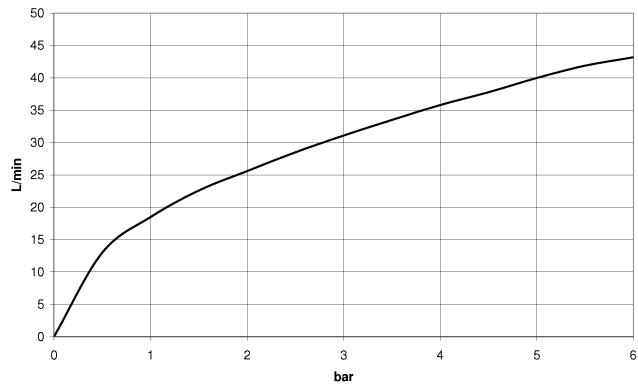
	Chrome	20 000 740-00
	Brushed Platinum	20 000 740-06
	Platinum	20 000 740-08
	Dark Chrome	20 000 740-19
	Brushed Light Gold (PVD)	20 000 740-27
	Brushed Durabrass (23kt Gold)	20 000 740-28
	Brushed Gold (PVD)	20 000 740-37
	Brushed Bronze (PVD)	20 000 740-42
	Brushed Champagne (22kt Gold)	20 000 740-46
	Champagne (22kt Gold)	20 000 740-47
	Brushed Dark Platinum	20 000 740-99

20 000 740 Product version from 4/1/2023

mm [inches]



**Flow rate chart**



**Codes & Standards**

ASME A112.18.1	cUPC	DIN 4109	ISO 3822
Scottish Water Byelaws	UK Water Supply Regulations	Ü-Zeichen	



## Deck valve clockwise closing cold - Chrome

SERIES SPECIFIC

20 000 740 Product version from 4/1/2023

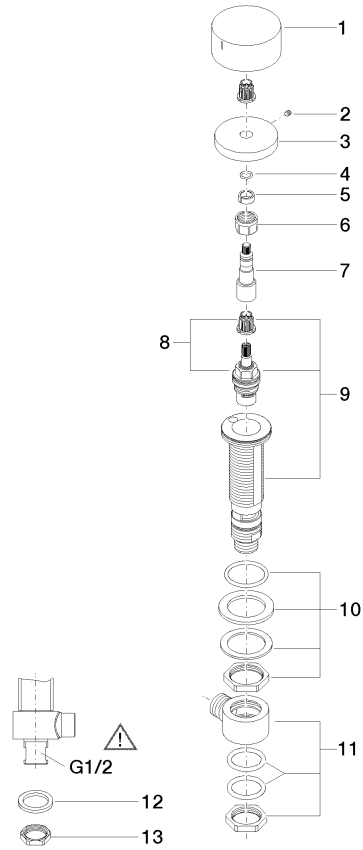
### Certificates and sustainability

IAPMO\_4976

LGA\_28

WRAS\_2103

EPD-DOR-20230287  
-IBA1-EN  
Environmental.prod  
uct-declarat



Spare parts list

No.	Item Number	Name	Quantity used	Delivery time
7	09 29 06 107-00	Extension Spindle extension Ø 16,5 x 55,5 mm - Chrome	1.00	20
1	09 20 74 005-00	Handle Cold Ø 60 x 29 mm - Chrome	1.00	20
6	90 23 30 023 00 90	Cap nut -	1.00	14
4	90 14 10 060 00 90	O-Ring 8,0 x 1,5 mm -	1.00	14
3	09 27 74 003-00	Rosette Ø 50 x 9,5 mm - Chrome	1.00	20
9	04 17 11 058 33 90	Side piece clockwise closing, G 1/2, 180° -	1.00	14
11	04 17 11 023 10 90	Connection Distributor, complete 1/2" -	1.00	14
13	09 23 10 012 90	Mounting Nut SW 24 1/2" -	1.00	14
5	90 14 15 020 03 90	Support ring -	1.00	14
2	90 31 11 007 00 90	Mounting Threaded pin with hexagon socket M4 x 6 mm -	1.00	14
12	09 30 11 059 90	Disc -	1.00	14
10	04 23 10 032 78 90	Mounting with seals M30 x 1,5 -	1.00	14
8	90 90 03 133 00 90	Head part clockwise closing extended, 7mm 1/2" -	1.00	14