

Luminaire Property

Luminaire: 127-193

Report NO.:

Test NO.:

Lamp: 127-193

Sum Lumens: 2130.53 lm

Number of Lamps: 1

Diameter: 0mm

Length: 1000mm

Photometric Type: Type C

Voltage: 24.0 V

Current: 0.8417 A

Power: 20.2 W

Power Factor: 1.000

Ballast Type:

Width: 10mm

Height: 2mm

Remark:

Photometric Results

Lumens: 2130.53 lm

Efficiency: 100%

Central Intensity: 686.114cd

Maximum Intensity: 689.51cd

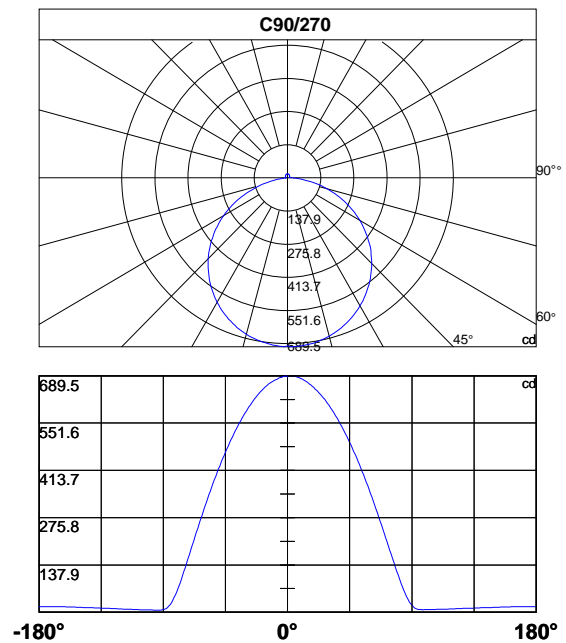
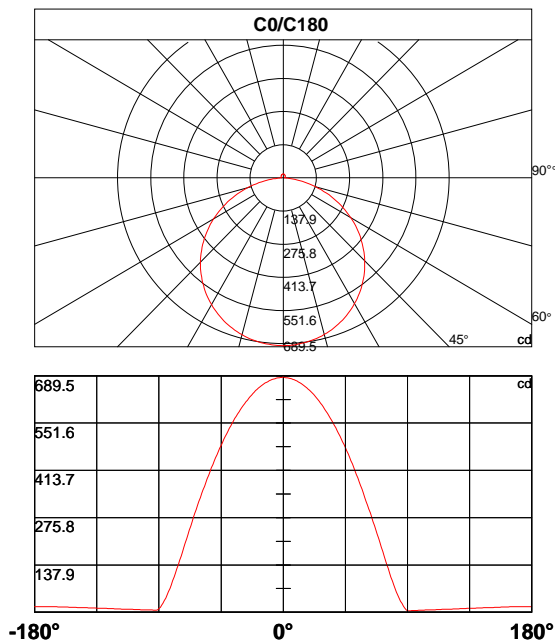
Beam Angle(10%): Left: -81.3 Right:81.6

Angle of maximum intensity: C:90.0 G:2.0

Half Peak Side Angle(50%): Left: -58.7 Right:58.2

Up Flux Rate: 2.97%

Down Flux Rate: 97.03%



Photometric Data Table [cd]

Cly	0.0	1.0	2.0	3.0	4.0	5.0	6.0	7.0	8.0	9.0
0.0	686.1	684.3	683.9	683.3	682.6	681.6	680.5	679.1	677.6	675.8
30.0	686.1	685.0	684.7	684.1	683.4	682.5	681.3	680.0	678.5	676.7
60.0	686.1	683.0	682.7	682.2	681.5	680.6	679.5	678.2	676.7	675.0
90.0	686.1	689.4	689.5	689.2	688.6	687.9	687.0	685.8	684.4	682.8
120.0	686.1	688.1	687.9	687.6	686.9	686.2	685.2	684.1	682.8	681.0
150.0	686.1	687.3	687.2	686.8	686.3	685.6	684.8	683.6	682.3	680.8
180.0	686.1	684.4	684.2	683.8	683.1	682.3	681.2	680.1	678.7	676.8
210.0	686.1	685.1	684.9	684.4	683.7	682.9	681.8	680.5	679.0	677.3
240.0	686.1	683.0	682.7	682.2	681.3	680.5	679.4	678.1	676.5	674.5
270.0	686.1	689.0	688.3	687.2	686.0	684.8	683.1	681.3	679.3	677.2
300.0	686.1	687.8	687.4	686.8	685.9	684.9	683.6	682.0	680.4	678.5
330.0	686.1	686.9	686.5	685.8	684.9	683.9	682.5	681.0	679.4	677.4
360.0	686.1	684.3	683.9	683.3	682.6	681.6	680.5	679.1	677.6	675.8

Cly	10.0	11.0	12.0	13.0	14.0	15.0	16.0	17.0	18.0	19.0
0.0	673.9	671.7	669.4	666.8	664.1	661.1	657.9	654.6	651.2	647.4
30.0	674.9	672.7	670.4	667.8	665.1	662.1	659.1	655.5	652.1	648.3
60.0	673.1	671.0	668.8	666.3	663.6	660.7	657.5	654.2	650.9	647.2
90.0	680.8	678.7	676.3	673.8	671.3	668.5	665.3	662.2	658.7	655.1
120.0	679.1	677.1	675.0	672.9	670.4	667.3	664.3	661.2	658.1	654.3
150.0	679.0	677.1	675.0	672.7	670.2	667.6	664.5	661.5	658.1	654.7
180.0	674.8	672.7	670.5	668.4	665.8	662.8	659.6	656.5	653.4	649.6
210.0	675.4	673.3	671.0	668.5	665.9	663.0	659.7	656.5	653.0	649.3
240.0	672.4	670.1	667.9	665.4	662.4	659.0	655.6	652.3	648.8	644.5
270.0	675.0	672.7	670.3	667.9	664.6	660.9	657.2	653.4	649.5	645.4
300.0	676.3	673.9	671.4	668.6	665.6	662.3	658.7	655.0	651.2	647.0
330.0	675.5	673.1	670.6	667.9	665.0	661.8	658.6	654.9	651.3	647.3
360.0	673.9	671.7	669.4	666.8	664.1	661.1	657.9	654.6	651.2	647.4

Cly	20.0	21.0	22.0	23.0	24.0	25.0	26.0	27.0	28.0	29.0
0.0	643.2	639.1	634.8	630.4	625.4	620.4	615.3	610.0	604.4	598.6
30.0	644.4	640.2	635.8	631.4	626.4	621.6	616.4	611.1	605.5	599.9
60.0	643.1	639.0	634.9	630.5	625.6	620.7	615.7	610.5	605.0	599.3
90.0	651.3	647.3	643.2	638.9	634.3	629.5	624.6	619.5	614.3	608.6
120.0	650.4	646.5	642.6	638.0	633.5	629.0	623.7	618.4	613.2	608.0
150.0	650.9	647.1	642.9	638.6	634.1	629.3	624.5	619.5	614.2	608.6
180.0	645.7	641.8	637.7	633.2	628.7	624.1	618.7	613.4	608.2	602.9
210.0	645.3	641.2	636.9	632.3	627.6	622.6	617.5	612.3	606.8	600.9
240.0	640.3	636.3	631.6	626.7	621.9	616.9	611.1	605.5	600.1	594.2
270.0	641.0	636.0	631.1	626.2	620.9	615.6	609.9	604.3	598.3	592.1
300.0	642.5	638.0	633.4	628.5	623.2	617.7	612.3	606.7	600.8	594.6
330.0	643.2	638.7	634.1	629.4	624.3	619.2	613.7	608.1	602.4	596.4
360.0	643.2	639.1	634.8	630.4	625.4	620.4	615.3	610.0	604.4	598.6

Photometric Data Table [cd]

Cly	30.0	31.0	32.0	33.0	34.0	35.0	36.0	37.0	38.0	39.0
0.0	592.6	586.5	580.1	573.5	566.8	559.9	552.8	545.2	537.6	529.9
30.0	593.9	587.8	581.4	575.1	568.2	561.3	554.3	547.0	539.5	531.8
60.0	593.5	587.5	581.3	574.8	568.3	561.7	554.7	547.3	539.9	532.5
90.0	602.9	597.0	591.0	584.7	578.1	571.5	564.8	557.6	550.4	542.9
120.0	602.1	596.2	590.1	583.8	577.5	570.7	563.8	556.7	549.6	542.1
150.0	602.9	597.0	591.0	584.8	578.1	571.5	564.9	557.6	550.4	543.0
180.0	596.9	590.9	584.8	578.3	572.0	564.9	557.9	550.7	543.5	536.0
210.0	595.0	588.8	582.7	576.1	569.3	562.4	555.5	548.0	540.4	532.8
240.0	588.0	581.6	574.9	568.3	561.5	554.2	546.9	539.3	531.8	523.9
270.0	585.7	579.2	572.3	565.5	558.1	550.7	543.3	535.7	527.8	519.5
300.0	588.3	581.9	575.2	568.3	561.2	554.0	546.4	538.5	530.5	522.5
330.0	590.1	583.8	577.0	570.5	563.2	556.0	548.8	541.2	533.5	525.4
360.0	592.6	586.5	580.1	573.5	566.8	559.9	552.8	545.2	537.6	529.9

Cly	40.0	41.0	42.0	43.0	44.0	45.0	46.0	47.0	48.0	49.0
0.0	522.2	514.0	505.5	497.0	488.3	479.6	470.4	460.9	451.7	442.0
30.0	524.0	515.9	507.9	498.9	490.1	481.8	473.2	463.5	454.3	445.2
60.0	524.8	517.0	508.7	500.5	492.0	483.6	474.8	465.6	456.7	447.3
90.0	535.4	527.6	519.7	511.7	503.1	494.8	486.4	477.4	468.0	459.7
120.0	534.4	526.6	518.7	510.6	502.1	493.5	485.0	476.1	467.0	457.6
150.0	535.2	527.4	519.7	511.2	503.0	495.0	486.2	476.7	467.8	459.1
180.0	528.1	520.2	512.1	504.0	495.3	486.5	477.8	468.9	459.6	450.0
210.0	524.8	516.8	508.8	500.2	491.4	483.1	474.2	464.6	455.2	446.3
240.0	515.7	507.4	499.0	490.4	481.4	472.4	463.3	454.0	444.4	434.5
270.0	511.1	502.7	494.0	484.5	475.4	466.6	457.2	447.4	438.0	427.4
300.0	514.4	505.9	497.1	488.2	479.2	470.2	460.7	450.9	441.2	431.3
330.0	517.2	508.8	500.4	491.0	482.1	473.5	464.2	454.6	445.2	434.9
360.0	522.2	514.0	505.5	497.0	488.3	479.6	470.4	460.9	451.7	442.0

Cly	50.0	51.0	52.0	53.0	54.0	55.0	56.0	57.0	58.0	59.0
0.0	432.2	422.2	411.8	401.7	391.3	380.5	369.5	358.9	347.5	336.0
30.0	435.4	425.8	415.7	405.4	395.1	384.7	374.2	363.1	352.0	341.1
60.0	437.9	428.2	418.3	408.5	398.4	388.1	377.4	367.2	356.3	345.2
90.0	450.8	441.1	430.7	420.6	410.5	400.3	389.9	379.2	368.7	357.8
120.0	448.2	438.7	429.0	419.0	408.6	398.3	387.6	376.9	366.6	356.1
150.0	450.0	440.2	429.7	419.3	409.2	398.9	388.3	377.4	366.8	355.7
180.0	440.5	430.8	420.9	410.5	400.1	389.6	378.4	367.4	356.9	346.1
210.0	437.0	426.9	416.0	405.5	395.0	384.5	373.5	362.4	351.5	340.1
240.0	424.6	414.5	404.4	393.8	383.0	372.1	360.7	349.5	338.9	327.3
270.0	417.3	407.3	396.6	385.9	374.9	364.1	352.8	341.5	329.8	318.4
300.0	421.3	410.8	400.2	389.8	379.0	367.9	356.7	345.7	334.0	322.5
330.0	425.0	415.0	404.5	394.0	383.1	372.5	361.3	350.0	338.5	327.2
360.0	432.2	422.2	411.8	401.7	391.3	380.5	369.5	358.9	347.5	336.0

Photometric Data Table [cd]

Cly	60.0	61.0	62.0	63.0	64.0	65.0	66.0	67.0	68.0	69.0
0.0	324.6	312.6	301.1	289.4	277.3	264.7	252.4	240.4	228.0	215.0
30.0	329.4	318.3	306.2	294.4	283.1	270.9	258.9	246.4	234.4	221.7
60.0	334.0	322.3	310.8	299.3	287.2	274.5	262.3	250.2	237.8	224.9
90.0	346.8	335.6	324.4	313.0	301.6	289.8	278.0	266.3	254.2	242.1
120.0	344.5	333.5	322.4	310.6	299.1	287.5	275.2	262.6	250.4	238.1
150.0	344.5	333.1	321.8	310.1	298.4	286.6	274.7	262.3	250.3	237.9
180.0	334.4	323.1	311.7	299.7	287.9	276.1	263.7	251.1	239.1	226.6
210.0	328.7	316.9	305.2	293.3	281.3	269.2	257.0	244.4	232.1	219.4
240.0	315.4	304.0	292.4	280.0	268.1	256.2	243.6	230.9	218.6	205.8
270.0	306.3	294.7	282.0	269.8	258.0	245.3	233.0	220.1	207.7	194.8
300.0	310.7	298.4	286.8	274.9	262.5	249.6	237.4	224.9	212.4	199.6
330.0	315.1	303.6	291.1	278.8	267.3	254.6	242.3	229.5	217.1	204.3
360.0	324.6	312.6	301.1	289.4	277.3	264.7	252.4	240.4	228.0	215.0

Cly	70.0	71.0	72.0	73.0	74.0	75.0	76.0	77.0	78.0	79.0
0.0	202.4	190.0	177.0	164.0	151.3	139.3	126.9	114.3	102.5	91.0
30.0	209.4	196.4	183.9	170.9	158.3	145.2	132.9	120.2	108.4	96.1
60.0	212.4	200.2	188.2	175.4	162.6	151.0	139.1	126.9	115.7	104.5
90.0	230.3	218.2	205.7	193.0	181.8	169.5	157.1	144.5	131.4	119.8
120.0	225.9	212.6	199.8	187.6	175.4	162.7	150.4	138.2	126.1	114.9
150.0	225.2	212.9	200.9	188.3	175.4	162.5	150.3	137.8	125.3	114.1
180.0	214.3	201.1	188.3	176.1	164.0	151.1	138.8	126.5	114.2	103.0
210.0	206.7	194.1	181.2	168.3	155.5	143.1	130.9	118.6	106.6	95.4
240.0	193.7	180.4	167.5	155.4	143.5	130.7	118.6	106.6	94.8	83.7
270.0	182.1	169.1	156.6	143.8	131.3	118.7	106.8	94.8	83.3	72.2
300.0	186.9	174.1	161.3	148.5	136.1	124.0	111.8	99.6	88.5	77.7
330.0	191.7	178.6	166.3	153.5	141.2	128.4	116.3	104.1	92.3	80.5
360.0	202.4	190.0	177.0	164.0	151.3	139.3	126.9	114.3	102.5	91.0

Cly	80.0	81.0	82.0	83.0	84.0	85.0	86.0	87.0	88.0	89.0
0.0	79.8	69.2	58.7	49.3	40.2	32.3	25.1	18.4	12.7	7.2
30.0	85.2	74.2	64.3	54.3	45.4	37.1	29.5	23.2	17.6	13.3
60.0	93.3	82.4	71.7	62.0	52.9	44.5	36.8	29.7	23.5	18.5
90.0	108.8	97.4	85.8	74.6	65.2	56.0	47.0	38.5	31.3	25.5
120.0	103.2	92.3	81.4	71.5	61.7	52.6	44.2	36.6	29.9	23.9
150.0	102.6	90.9	79.1	68.5	59.0	49.8	41.0	33.8	27.6	22.1
180.0	91.5	80.0	69.7	59.8	50.3	41.6	33.6	26.6	20.2	14.4
210.0	84.1	72.8	62.7	53.8	44.5	36.2	27.9	21.3	16.6	12.6
240.0	72.8	62.5	53.0	44.3	36.2	28.6	22.3	17.5	13.9	11.1
270.0	61.8	52.6	44.2	35.7	28.7	22.6	17.6	13.9	10.8	8.8
300.0	67.1	57.2	47.7	39.4	32.2	25.9	20.6	16.1	12.6	10.0
330.0	69.5	59.7	50.7	41.3	33.4	26.8	20.9	16.4	12.5	9.8
360.0	79.8	69.2	58.7	49.3	40.2	32.3	25.1	18.4	12.7	7.2

Photometric Data Table [cd]

Cly	90.0	91.0	92.0	93.0	94.0	95.0	96.0	97.0	98.0	99.0
0.0	4.6	4.4	4.6	4.7	4.8	5.0	5.1	5.3	5.4	5.6
30.0	10.3	8.1	6.7	5.9	5.4	5.3	5.3	5.4	5.5	5.7
60.0	14.4	11.4	9.1	7.7	6.7	6.2	5.9	5.9	6.0	6.1
90.0	20.4	16.1	12.7	10.3	8.9	8.1	7.6	7.4	7.3	7.4
120.0	19.2	15.6	12.8	10.6	9.0	8.1	7.5	7.3	7.3	7.4
150.0	17.4	13.5	10.7	8.9	7.8	7.1	6.8	6.8	6.8	6.9
180.0	10.1	6.2	6.0	6.1	6.2	6.3	6.4	6.5	6.7	6.8
210.0	9.7	7.9	7.2	6.9	6.7	6.7	6.7	6.8	6.9	6.9
240.0	9.3	8.1	7.4	7.2	7.2	7.2	7.3	7.4	7.5	7.5
270.0	7.5	6.6	6.1	5.9	5.9	5.9	6.0	6.1	6.3	6.4
300.0	8.1	7.1	6.6	6.3	6.1	6.0	6.0	6.0	6.1	6.1
330.0	8.1	7.0	6.3	5.9	5.6	5.5	5.4	5.5	5.6	5.7
360.0	4.6	4.4	4.6	4.7	4.8	5.0	5.1	5.3	5.4	5.6

Cly	100.0	101.0	102.0	103.0	104.0	105.0	106.0	107.0	108.0	109.0
0.0	5.7	5.9	6.1	6.2	6.4	6.6	6.7	6.9	7.0	7.2
30.0	5.8	5.9	6.1	6.2	6.4	6.6	6.7	6.9	7.0	7.2
60.0	6.2	6.3	6.3	6.4	6.5	6.7	6.8	6.9	7.1	7.2
90.0	7.5	7.6	7.7	7.7	7.8	7.9	8.0	8.0	8.1	8.3
120.0	7.4	7.5	7.6	7.6	7.7	7.8	7.9	8.0	8.1	8.3
150.0	7.0	7.1	7.2	7.3	7.5	7.6	7.8	7.9	8.0	8.2
180.0	6.9	7.1	7.2	7.3	7.5	7.6	7.8	7.9	8.0	8.2
210.0	7.0	7.1	7.2	7.3	7.4	7.6	7.7	7.9	8.0	8.1
240.0	7.6	7.6	7.7	7.7	7.8	7.9	8.0	8.1	8.2	8.3
270.0	6.5	6.6	6.7	6.8	6.9	7.0	7.2	7.3	7.4	7.6
300.0	6.2	6.3	6.3	6.5	6.6	6.7	6.8	7.0	7.1	7.3
330.0	5.8	6.0	6.1	6.3	6.4	6.6	6.8	6.9	7.1	7.2
360.0	5.7	5.9	6.1	6.2	6.4	6.6	6.7	6.9	7.0	7.2

Cly	110.0	111.0	112.0	113.0	114.0	115.0	116.0	117.0	118.0	119.0
0.0	7.3	7.5	7.7	7.8	8.0	8.1	8.3	8.4	8.6	8.8
30.0	7.4	7.5	7.7	7.8	8.0	8.2	8.3	8.5	8.6	8.8
60.0	7.4	7.5	7.7	7.9	8.0	8.2	8.4	8.5	8.7	8.9
90.0	8.4	8.5	8.7	8.8	9.0	9.1	9.3	9.4	9.6	9.8
120.0	8.4	8.5	8.7	8.8	9.0	9.1	9.3	9.4	9.6	9.7
150.0	8.3	8.5	8.6	8.8	8.9	9.1	9.2	9.4	9.5	9.7
180.0	8.3	8.4	8.6	8.7	8.9	9.0	9.1	9.3	9.4	9.6
210.0	8.3	8.4	8.6	8.7	8.9	9.0	9.1	9.3	9.4	9.6
240.0	8.5	8.6	8.8	8.9	9.1	9.2	9.4	9.5	9.7	9.8
270.0	7.8	7.9	8.1	8.3	8.4	8.6	8.8	8.9	9.1	9.3
300.0	7.5	7.6	7.8	7.9	8.1	8.3	8.4	8.6	8.8	8.9
330.0	7.4	7.5	7.7	7.8	8.0	8.1	8.3	8.5	8.6	8.8
360.0	7.3	7.5	7.7	7.8	8.0	8.1	8.3	8.4	8.6	8.8

Photometric Data Table [cd]

Cly	120.0	121.0	122.0	123.0	124.0	125.0	126.0	127.0	128.0	129.0
0.0	8.9	9.1	9.2	9.4	9.5	9.7	9.9	10.0	10.2	10.3
30.0	9.0	9.1	9.3	9.5	9.6	9.8	9.9	10.1	10.3	10.4
60.0	9.0	9.2	9.4	9.5	9.7	9.8	10.0	10.2	10.3	10.5
90.0	9.9	10.0	10.2	10.4	10.5	10.6	10.8	11.0	11.1	11.3
120.0	9.9	10.0	10.2	10.4	10.5	10.6	10.8	10.9	11.1	11.2
150.0	9.8	10.0	10.1	10.3	10.4	10.6	10.7	10.9	11.0	11.2
180.0	9.7	9.9	10.0	10.2	10.3	10.4	10.6	10.8	10.9	11.0
210.0	9.7	9.8	10.0	10.1	10.3	10.4	10.6	10.7	10.9	11.0
240.0	10.0	10.1	10.3	10.4	10.6	10.7	10.8	11.0	11.1	11.3
270.0	9.4	9.6	9.8	10.0	10.1	10.3	10.5	10.6	10.8	11.0
300.0	9.1	9.2	9.4	9.6	9.7	9.9	10.0	10.2	10.4	10.5
330.0	8.9	9.1	9.2	9.4	9.5	9.7	9.8	10.0	10.1	10.3
360.0	8.9	9.1	9.2	9.4	9.5	9.7	9.9	10.0	10.2	10.3

Cly	130.0	131.0	132.0	133.0	134.0	135.0	136.0	137.0	138.0	139.0
0.0	10.5	10.7	10.8	11.0	11.1	11.3	11.4	11.6	11.8	11.9
30.0	10.6	10.8	10.9	11.1	11.3	11.4	11.6	11.7	11.9	12.0
60.0	10.7	10.8	11.0	11.1	11.3	11.4	11.6	11.8	11.9	12.1
90.0	11.4	11.6	11.7	11.9	12.0	12.1	12.3	12.4	12.6	12.7
120.0	11.4	11.5	11.7	11.8	12.0	12.1	12.2	12.4	12.5	12.6
150.0	11.3	11.4	11.6	11.8	11.9	12.0	12.1	12.3	12.4	12.6
180.0	11.2	11.3	11.5	11.6	11.8	11.9	12.0	12.2	12.3	12.5
210.0	11.1	11.3	11.4	11.6	11.7	11.8	12.0	12.1	12.3	12.4
240.0	11.4	11.6	11.7	11.8	12.0	12.1	12.3	12.4	12.5	12.7
270.0	11.1	11.3	11.4	11.6	11.8	11.9	12.1	12.2	12.4	12.6
300.0	10.7	10.8	11.0	11.2	11.3	11.5	11.6	11.8	11.9	12.1
330.0	10.5	10.6	10.8	10.9	11.1	11.3	11.4	11.6	11.7	11.9
360.0	10.5	10.7	10.8	11.0	11.1	11.3	11.4	11.6	11.8	11.9

Cly	140.0	141.0	142.0	143.0	144.0	145.0	146.0	147.0	148.0	149.0
0.0	12.1	12.2	12.4	12.6	12.7	12.9	13.0	13.2	13.4	13.5
30.0	12.2	12.4	12.5	12.7	12.8	13.0	13.1	13.3	13.4	13.6
60.0	12.2	12.4	12.6	12.7	12.9	13.0	13.2	13.3	13.5	13.6
90.0	12.8	13.0	13.1	13.3	13.4	13.5	13.7	13.8	13.9	14.1
120.0	12.8	12.9	13.0	13.1	13.3	13.4	13.6	13.7	13.8	13.9
150.0	12.7	12.9	13.0	13.1	13.3	13.4	13.6	13.7	13.8	14.0
180.0	12.6	12.8	12.9	13.0	13.2	13.3	13.5	13.6	13.8	13.9
210.0	12.5	12.7	12.8	13.0	13.1	13.2	13.4	13.5	13.6	13.8
240.0	12.8	12.9	13.1	13.2	13.4	13.5	13.6	13.7	13.9	14.0
270.0	12.7	12.8	13.0	13.1	13.3	13.4	13.6	13.8	13.9	14.1
300.0	12.2	12.4	12.6	12.7	12.8	13.0	13.1	13.3	13.4	13.6
330.0	12.0	12.2	12.3	12.5	12.6	12.8	12.9	13.1	13.2	13.4
360.0	12.1	12.2	12.4	12.6	12.7	12.9	13.0	13.2	13.4	13.5

Photometric Data Table [cd]

Cly	150.0	151.0	152.0	153.0	154.0	155.0	156.0	157.0	158.0	159.0
0.0	13.7	13.8	14.0	14.1	14.3	14.4	14.6	14.7	14.8	15.0
30.0	13.7	13.9	14.0	14.1	14.3	14.4	14.6	14.7	14.8	15.0
60.0	13.8	13.9	14.0	14.2	14.3	14.5	14.6	14.7	14.8	15.0
90.0	14.2	14.4	14.5	14.6	14.8	14.9	15.0	15.1	15.2	15.3
120.0	14.1	14.2	14.3	14.4	14.6	14.7	14.8	14.9	15.0	15.1
150.0	14.1	14.2	14.4	14.5	14.6	14.8	14.9	15.0	15.1	15.2
180.0	14.0	14.1	14.3	14.4	14.6	14.7	14.8	14.9	15.0	15.1
210.0	13.9	14.0	14.2	14.3	14.4	14.6	14.7	14.8	14.9	15.0
240.0	14.1	14.2	14.4	14.5	14.6	14.7	14.8	14.9	15.0	15.1
270.0	14.2	14.4	14.5	14.6	14.8	14.9	15.0	15.1	15.3	15.4
300.0	13.7	13.9	14.0	14.1	14.3	14.4	14.5	14.7	14.8	14.9
330.0	13.6	13.7	13.9	14.0	14.1	14.3	14.4	14.6	14.7	14.9
360.0	13.7	13.8	14.0	14.1	14.3	14.4	14.6	14.7	14.8	15.0

Cly	160.0	161.0	162.0	163.0	164.0	165.0	166.0	167.0	168.0	169.0
0.0	15.1	15.2	15.3	15.5	15.6	15.7	15.8	15.9	16.0	16.1
30.0	15.1	15.2	15.3	15.4	15.5	15.6	15.7	15.8	15.9	16.0
60.0	15.1	15.2	15.3	15.4	15.6	15.6	15.8	15.8	15.9	16.0
90.0	15.4	15.5	15.6	15.7	15.8	15.8	15.9	16.0	16.1	16.1
120.0	15.2	15.3	15.4	15.5	15.6	15.6	15.7	15.8	15.8	15.9
150.0	15.3	15.4	15.4	15.6	15.6	15.7	15.8	15.9	15.9	16.0
180.0	15.2	15.3	15.4	15.5	15.6	15.7	15.8	15.8	15.9	16.0
210.0	15.1	15.2	15.3	15.4	15.5	15.6	15.6	15.7	15.8	15.9
240.0	15.2	15.3	15.3	15.4	15.5	15.6	15.6	15.7	15.7	15.8
270.0	15.5	15.6	15.7	15.8	15.9	16.0	16.1	16.2	16.2	16.3
300.0	15.0	15.1	15.3	15.4	15.5	15.6	15.7	15.8	15.9	16.0
330.0	15.0	15.1	15.2	15.4	15.5	15.6	15.7	15.8	15.9	16.0
360.0	15.1	15.2	15.3	15.5	15.6	15.7	15.8	15.9	16.0	16.1

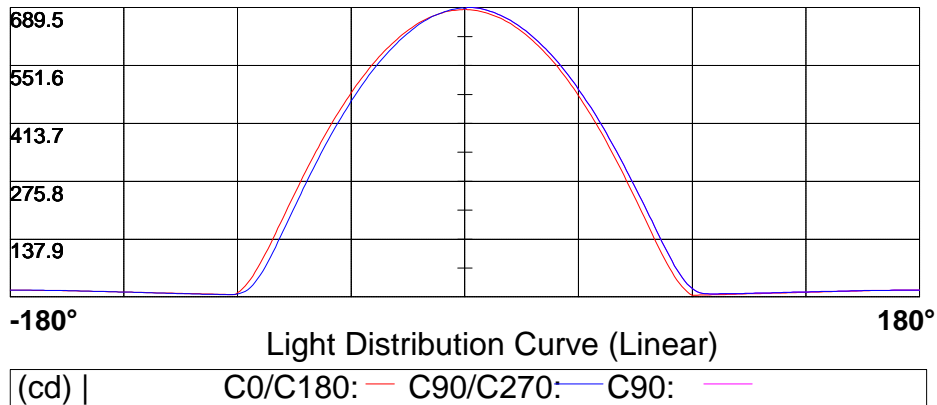
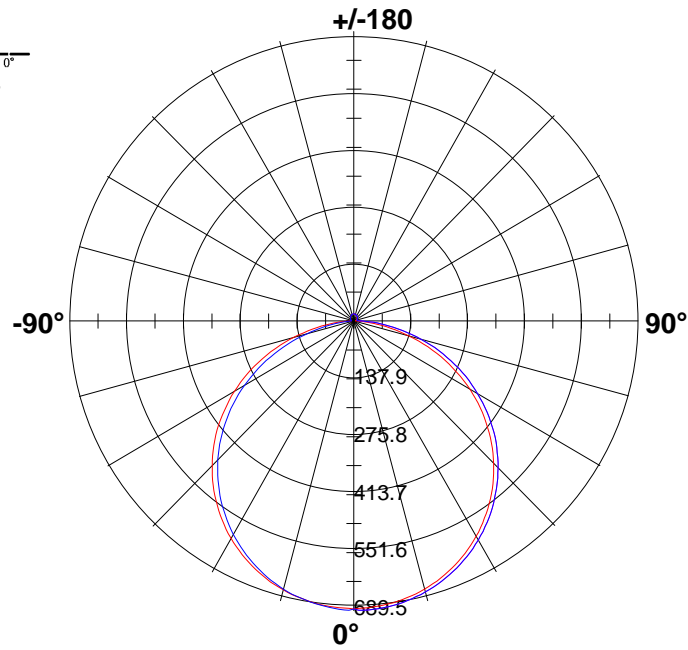
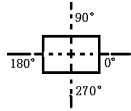
Cly	170.0	171.0	172.0	173.0	174.0	175.0	176.0	177.0	178.0	179.0
0.0	16.1	16.2	16.3	16.4	16.4	16.5	16.5	16.6	16.6	16.6
30.0	16.1	16.1	16.2	16.3	16.3	16.4	16.4	16.5	16.5	16.5
60.0	16.1	16.2	16.2	16.3	16.3	16.4	16.4	16.4	16.4	16.4
90.0	16.2	16.2	16.2	16.3	16.3	16.3	16.4	16.5	16.6	16.6
120.0	15.9	16.0	16.0	16.1	16.1	16.2	16.2	16.3	16.4	16.4
150.0	16.0	16.1	16.1	16.2	16.3	16.3	16.4	16.5	16.5	16.6
180.0	16.0	16.1	16.1	16.2	16.3	16.3	16.4	16.5	16.5	16.6
210.0	15.9	16.0	16.1	16.1	16.2	16.3	16.4	16.4	16.5	16.6
240.0	15.8	15.9	15.9	16.0	16.1	16.1	16.2	16.3	16.4	16.4
270.0	16.4	16.4	16.5	16.5	16.6	16.6	16.6	16.6	16.7	16.7
300.0	16.0	16.1	16.2	16.2	16.3	16.3	16.4	16.4	16.5	16.5
330.0	16.0	16.1	16.2	16.3	16.3	16.4	16.5	16.5	16.6	16.6
360.0	16.1	16.2	16.3	16.4	16.4	16.5	16.5	16.6	16.6	16.6

Photometric Data Table [cd]

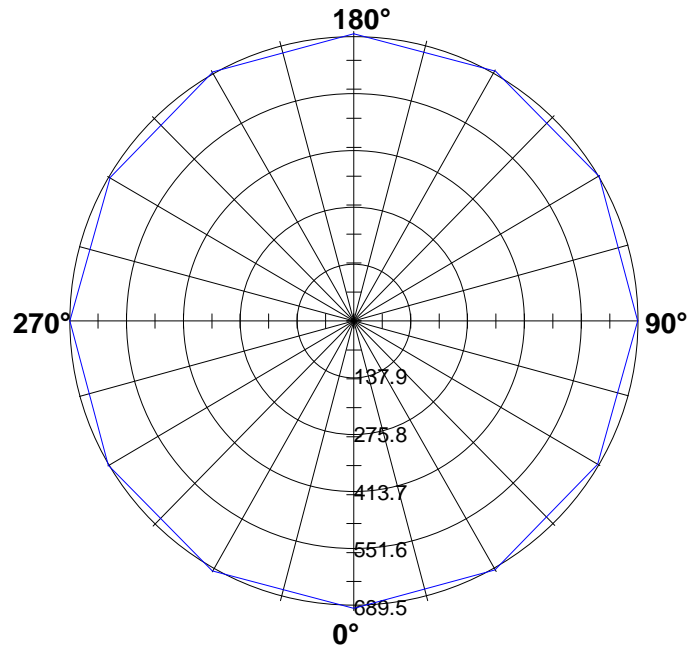
C_v	180.0
0.0	16.6
30.0	16.6
60.0	16.6
90.0	16.6
120.0	16.6
150.0	16.6
180.0	16.6
210.0	16.6
240.0	16.6
270.0	16.6
300.0	16.6
330.0	16.6
360.0	16.6

Light Distribution Curve [Unit: cd]

Luminaire



Max Plane Light Distribution Curve [Unit: cd]

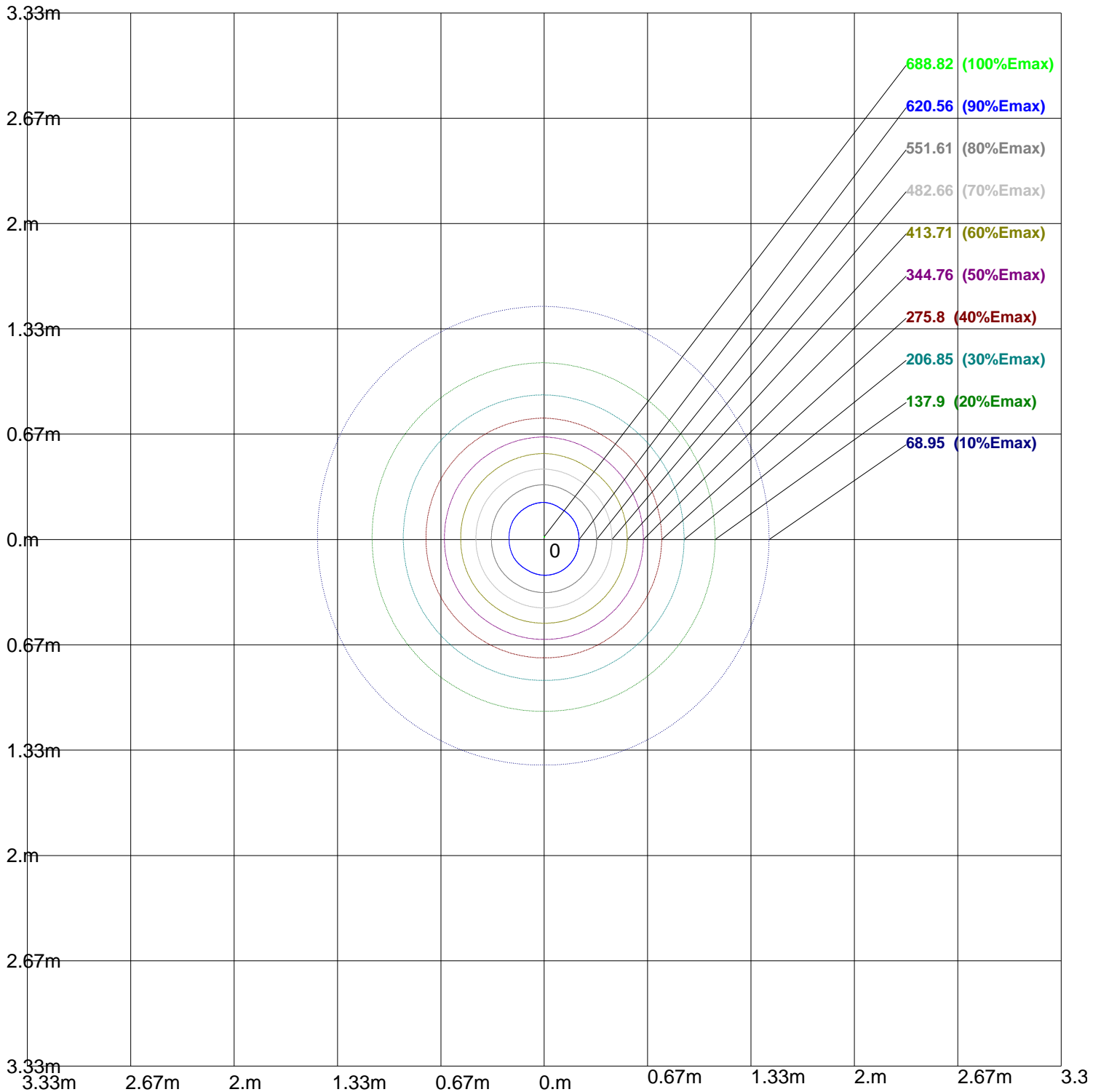


689.5							
551.6							
413.7							
275.8							
137.9							

-180° Light Distribution Curve (Linear) **180°**

(cd) | γ 2: —

Iso-Lux[lx]



Height: 1 m
Max Illuminance : 689.51lx

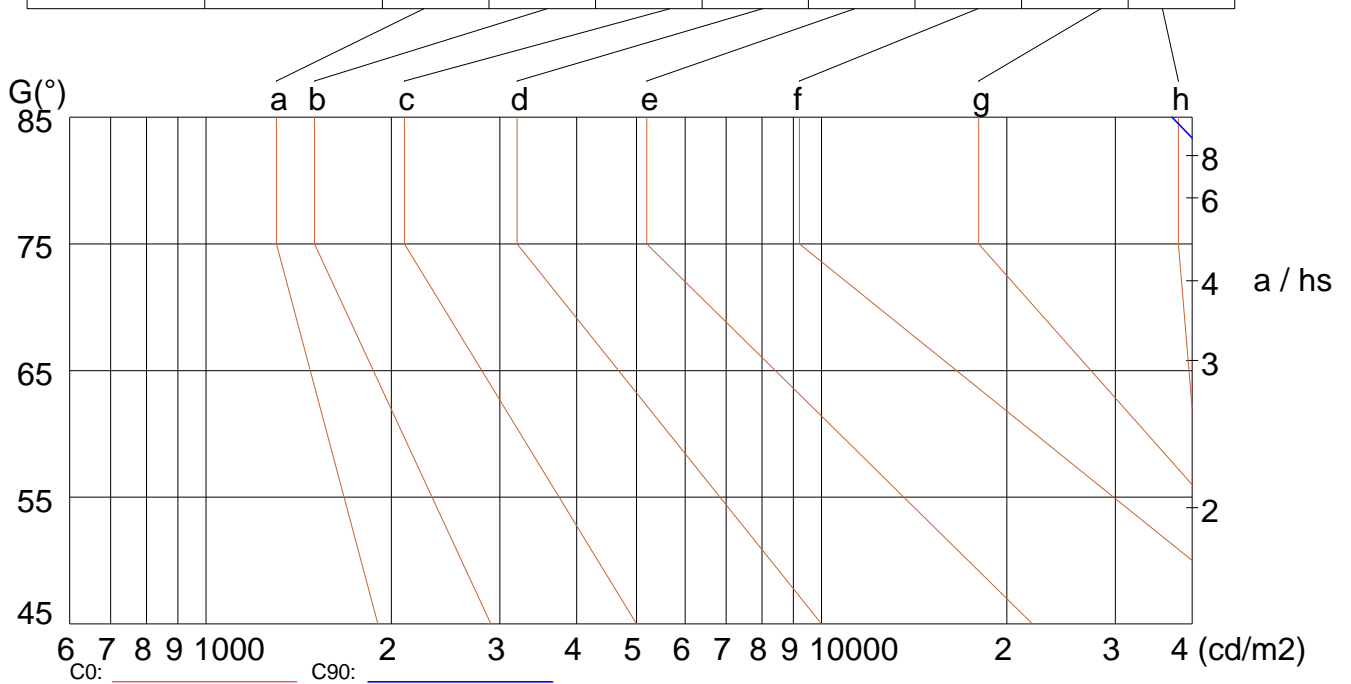
Luminance Limiting Curve

Diameter: 0mm
 Length: 1000mm
 Width: 10mm
 Height: 2mm

(cd/m²)

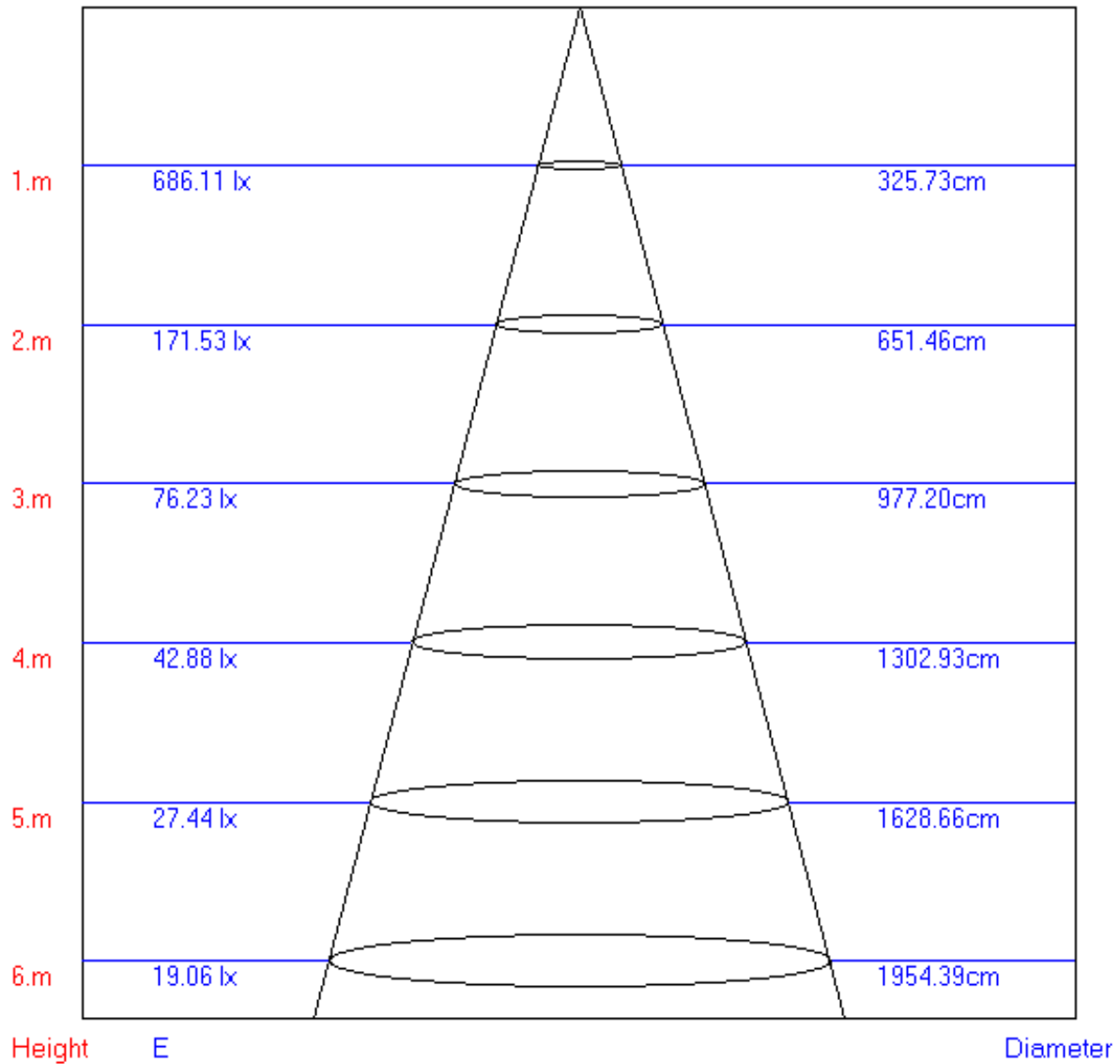
γ	45°	50°	55°	60°	65°	70°	75°	80°	85°
C0	69968	70135	69795	69368	68575	67344	65486	62650	64230
C90	67821	67241	66335	64914	62624	59178	53806	45955	37083

Glare	Quality	Service Values Illuminance (lx)							
1.15	A	2000	1000	500	≤300				
1.5	B		2000	1000	500	≤300			
1.85	C			2000	1000	500	≤300		
2.2	D				2000	1000	500	≤300	
2.55	E					2000	1000	500	≤300



Lum. Limiting Curve (C0/C90)

Lux-Distance Curve



Beam Angle:116.70°

Utilization Coefficient Table

RHOCC	80			70			50			30			10			0
RHOW	50	30	10	50	30	10	50	30	10	50	30	10	50	30	10	0
RCR	COEFFICIENTS OF UTILIZATION FOR RHOFC=20															
0	1.19	1.19	1.19	1.16	1.16	1.16	1.11	1.11	1.11	1.06	1.06	1.06	1.02	1.02	1.02	1.00
1	1.04	1.02	1.01	1.03	1.01	0.99	0.99	0.97	0.95	0.95	0.92	0.90	0.88	0.86	0.83	0.78
2	0.88	0.86	0.84	0.88	0.85	0.82	0.86	0.82	0.79	0.82	0.78	0.75	0.78	0.74	0.70	0.65
3	0.76	0.73	0.71	0.76	0.72	0.70	0.75	0.70	0.67	0.72	0.67	0.63	0.69	0.64	0.60	0.55
4	0.66	0.63	0.61	0.66	0.62	0.60	0.66	0.61	0.57	0.64	0.59	0.54	0.62	0.56	0.51	0.47
5	0.58	0.55	0.53	0.58	0.54	0.52	0.58	0.53	0.50	0.58	0.52	0.47	0.56	0.50	0.45	0.41
6	0.51	0.48	0.46	0.52	0.48	0.46	0.52	0.47	0.44	0.52	0.46	0.42	0.52	0.45	0.40	0.36
7	0.46	0.43	0.41	0.46	0.43	0.41	0.47	0.42	0.39	0.48	0.42	0.37	0.47	0.41	0.35	0.32
8	0.41	0.39	0.37	0.42	0.39	0.37	0.43	0.38	0.35	0.44	0.38	0.34	0.44	0.37	0.32	0.29
9	0.38	0.35	0.34	0.38	0.35	0.33	0.40	0.35	0.32	0.40	0.35	0.31	0.41	0.34	0.29	0.26
10	0.34	0.32	0.31	0.35	0.32	0.30	0.37	0.32	0.29	0.38	0.32	0.28	0.38	0.32	0.27	0.24

