

Luminaire Property

Luminaire: 127-183

Report NO.:

Test NO.:

Lamp: 127-183

Sum Lumens: 1741.27 lm

Number of Lamps: 1

Diameter: 0mm

Length: 1000mm

Photometric Type: Type C

Voltage: 24.0 V

Current: 0.7917 A

Power: 19.0 W

Power Factor: 1.000

Ballast Type:

Width: 10mm

Height: 2mm

Remark:

Photometric Results

Lumens: 1741.27 lm

Efficiency: 100%

Central Intensity: 560.76cd

Maximum Intensity: 563.53cd

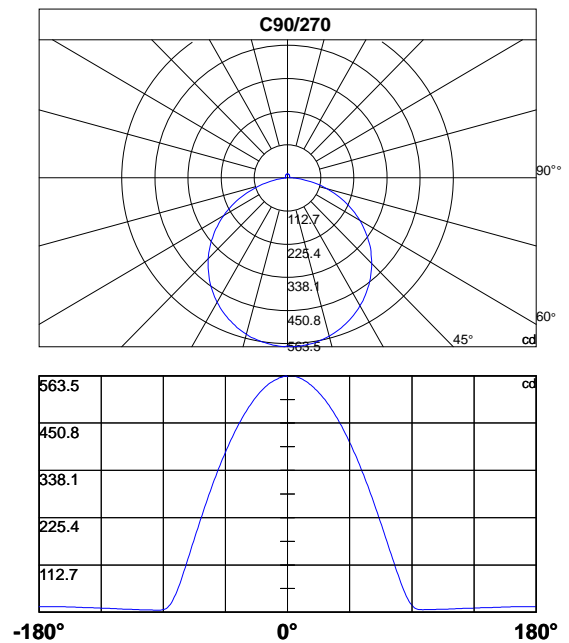
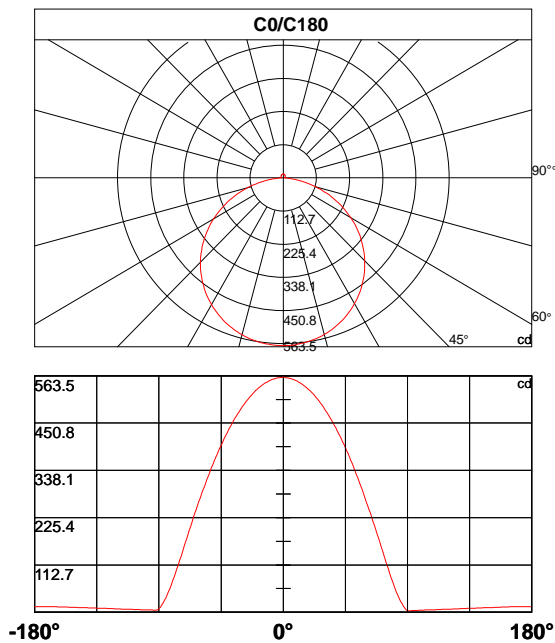
Beam Angle(10%): Left: -81.3 Right:81.6

Angle of maximum intensity: C:90.0 G:2.0

Half Peak Side Angle(50%): Left: -58.7 Right:58.2

Up Flux Rate: 2.97%

Down Flux Rate: 97.03%



Photometric Data Table [cd]

Cly	0.0	1.0	2.0	3.0	4.0	5.0	6.0	7.0	8.0	9.0
0.0	560.8	559.3	559.0	558.5	557.9	557.1	556.1	555.0	553.8	552.4
30.0	560.8	559.9	559.6	559.2	558.6	557.8	556.8	555.8	554.5	553.1
60.0	560.8	558.2	558.0	557.5	557.0	556.3	555.4	554.3	553.1	551.7
90.0	560.8	563.5	563.5	563.3	562.8	562.2	561.5	560.5	559.4	558.0
120.0	560.8	562.4	562.2	561.9	561.4	560.8	560.0	559.1	558.0	556.6
150.0	560.8	561.7	561.6	561.4	560.9	560.4	559.7	558.7	557.6	556.4
180.0	560.8	559.4	559.2	558.8	558.3	557.6	556.8	555.8	554.7	553.1
210.0	560.8	560.0	559.8	559.4	558.8	558.1	557.3	556.2	555.0	553.6
240.0	560.8	558.2	558.0	557.5	556.9	556.1	555.3	554.2	552.9	551.3
270.0	560.8	563.1	562.5	561.7	560.6	559.7	558.3	556.8	555.2	553.4
300.0	560.8	562.1	561.8	561.3	560.6	559.8	558.7	557.4	556.1	554.5
330.0	560.8	561.4	561.1	560.5	559.8	558.9	557.8	556.6	555.3	553.7
360.0	560.8	559.3	559.0	558.5	557.9	557.1	556.1	555.0	553.8	552.4

Cly	10.0	11.0	12.0	13.0	14.0	15.0	16.0	17.0	18.0	19.0
0.0	550.8	549.0	547.1	545.0	542.8	540.3	537.7	535.0	532.2	529.1
30.0	551.6	549.8	547.9	545.8	543.6	541.1	538.7	535.8	533.0	529.9
60.0	550.1	548.4	546.6	544.6	542.4	540.0	537.4	534.7	532.0	528.9
90.0	556.4	554.7	552.8	550.7	548.7	546.3	543.8	541.2	538.4	535.4
120.0	555.0	553.4	551.7	550.0	547.9	545.4	542.9	540.4	537.8	534.7
150.0	555.0	553.4	551.7	549.8	547.8	545.6	543.1	540.6	537.9	535.1
180.0	551.5	549.8	548.0	546.3	544.2	541.7	539.1	536.6	534.0	530.9
210.0	552.0	550.3	548.4	546.4	544.2	541.8	539.2	536.5	533.7	530.7
240.0	549.5	547.7	545.9	543.9	541.4	538.6	535.8	533.1	530.2	526.7
270.0	551.7	549.8	547.9	545.9	543.2	540.1	537.1	534.0	530.9	527.5
300.0	552.8	550.8	548.7	546.4	544.0	541.3	538.3	535.3	532.3	528.8
330.0	552.0	550.1	548.1	545.9	543.5	540.9	538.3	535.2	532.3	529.0
360.0	550.8	549.0	547.1	545.0	542.8	540.3	537.7	535.0	532.2	529.1

Cly	20.0	21.0	22.0	23.0	24.0	25.0	26.0	27.0	28.0	29.0
0.0	525.7	522.4	518.9	515.2	511.2	507.1	502.9	498.5	494.0	489.2
30.0	526.7	523.2	519.6	516.0	512.0	508.0	503.8	499.4	494.9	490.3
60.0	525.6	522.3	518.9	515.3	511.3	507.3	503.2	499.0	494.4	489.8
90.0	532.3	529.1	525.7	522.2	518.4	514.5	510.5	506.4	502.0	497.4
120.0	531.5	528.4	525.2	521.4	517.7	514.1	509.7	505.4	501.2	496.9
150.0	532.0	528.8	525.4	521.9	518.2	514.3	510.4	506.3	502.0	497.4
180.0	527.7	524.5	521.2	517.5	513.8	510.0	505.7	501.3	497.0	492.7
210.0	527.4	524.1	520.5	516.8	512.9	508.8	504.7	500.4	495.9	491.1
240.0	523.3	520.0	516.2	512.2	508.3	504.2	499.4	494.9	490.4	485.6
270.0	523.8	519.8	515.8	511.8	507.4	503.1	498.5	493.9	489.0	483.9
300.0	525.1	521.5	517.7	513.7	509.3	504.9	500.5	495.8	491.0	486.0
330.0	525.7	522.0	518.3	514.4	510.2	506.1	501.6	497.0	492.3	487.5
360.0	525.7	522.4	518.9	515.2	511.2	507.1	502.9	498.5	494.0	489.2

Photometric Data Table [cd]

Cly	30.0	31.0	32.0	33.0	34.0	35.0	36.0	37.0	38.0	39.0
0.0	484.4	479.4	474.1	468.7	463.3	457.6	451.8	445.6	439.4	433.1
30.0	485.4	480.4	475.1	470.0	464.4	458.8	453.0	447.1	441.0	434.6
60.0	485.0	480.2	475.1	469.8	464.5	459.1	453.4	447.3	441.3	435.2
90.0	492.7	487.9	483.1	477.8	472.5	467.0	461.6	455.7	449.9	443.7
120.0	492.1	487.3	482.3	477.1	472.0	466.4	460.8	455.0	449.2	443.0
150.0	492.8	487.9	483.1	477.9	472.5	467.1	461.7	455.7	449.8	443.8
180.0	487.9	483.0	477.9	472.7	467.5	461.7	456.0	450.1	444.2	438.0
210.0	486.3	481.2	476.2	470.8	465.3	459.6	454.0	447.9	441.7	435.4
240.0	480.6	475.4	469.9	464.5	458.9	452.9	447.0	440.7	434.6	428.2
270.0	478.7	473.3	467.7	462.2	456.1	450.1	444.1	437.8	431.4	424.6
300.0	480.9	475.6	470.1	464.5	458.6	452.8	446.6	440.1	433.6	427.0
330.0	482.3	477.1	471.6	466.2	460.3	454.4	448.5	442.3	436.0	429.4
360.0	484.4	479.4	474.1	468.7	463.3	457.6	451.8	445.6	439.4	433.1

Cly	40.0	41.0	42.0	43.0	44.0	45.0	46.0	47.0	48.0	49.0
0.0	426.8	420.1	413.2	406.2	399.1	392.0	384.5	376.7	369.2	361.3
30.0	428.3	421.7	415.1	407.7	400.6	393.8	386.8	378.8	371.3	363.9
60.0	429.0	422.5	415.8	409.0	402.1	395.3	388.0	380.6	373.3	365.6
90.0	437.6	431.2	424.7	418.2	411.1	404.4	397.6	390.1	382.5	375.7
120.0	436.8	430.4	423.9	417.3	410.4	403.3	396.4	389.1	381.7	374.0
150.0	437.4	431.0	424.7	417.8	411.1	404.5	397.4	389.6	382.4	375.2
180.0	431.6	425.1	418.5	411.9	404.8	397.6	390.5	383.3	375.6	367.8
210.0	428.9	422.4	415.8	408.9	401.6	394.9	387.5	379.7	372.0	364.8
240.0	421.5	414.7	407.8	400.8	393.5	386.1	378.6	371.1	363.2	355.2
270.0	417.8	410.8	403.8	396.0	388.5	381.4	373.7	365.6	357.9	349.3
300.0	420.4	413.5	406.3	399.0	391.6	384.3	376.5	368.5	360.6	352.5
330.0	422.7	415.9	409.0	401.3	394.0	387.0	379.4	371.6	363.9	355.4
360.0	426.8	420.1	413.2	406.2	399.1	392.0	384.5	376.7	369.2	361.3

Cly	50.0	51.0	52.0	53.0	54.0	55.0	56.0	57.0	58.0	59.0
0.0	353.3	345.0	336.6	328.3	319.8	311.0	302.0	293.3	284.0	274.6
30.0	355.9	348.0	339.8	331.3	322.9	314.4	305.8	296.8	287.7	278.8
60.0	357.9	349.9	341.9	333.8	325.6	317.2	308.5	300.1	291.2	282.1
90.0	368.5	360.5	352.0	343.7	335.5	327.2	318.6	309.9	301.4	292.4
120.0	366.4	358.6	350.7	342.4	334.0	325.5	316.8	308.1	299.6	291.0
150.0	367.8	359.8	351.2	342.7	334.4	326.0	317.4	308.5	299.8	290.7
180.0	360.0	352.1	344.0	335.5	327.0	318.4	309.2	300.3	291.7	282.9
210.0	357.1	348.9	340.0	331.4	322.9	314.2	305.3	296.2	287.3	277.9
240.0	347.1	338.8	330.5	321.9	313.0	304.1	294.8	285.7	277.0	267.5
270.0	341.1	332.9	324.1	315.4	306.4	297.6	288.4	279.1	269.6	260.2
300.0	344.3	335.8	327.1	318.6	309.8	300.7	291.5	282.5	273.0	263.6
330.0	347.4	339.2	330.6	322.0	313.1	304.5	295.3	286.1	276.7	267.4
360.0	353.3	345.0	336.6	328.3	319.8	311.0	302.0	293.3	284.0	274.6

Photometric Data Table [cd]

Cly	60.0	61.0	62.0	63.0	64.0	65.0	66.0	67.0	68.0	69.0
0.0	265.3	255.5	246.1	236.5	226.6	216.3	206.3	196.5	186.3	175.8
30.0	269.2	260.1	250.3	240.6	231.4	221.4	211.6	201.4	191.6	181.2
60.0	273.0	263.4	254.1	244.6	234.7	224.4	214.3	204.5	194.3	183.8
90.0	283.5	274.3	265.2	255.8	246.5	236.9	227.2	217.6	207.8	197.8
120.0	281.6	272.6	263.5	253.9	244.4	234.9	224.9	214.6	204.7	194.6
150.0	281.6	272.3	263.0	253.5	243.9	234.2	224.5	214.4	204.6	194.4
180.0	273.3	264.0	254.8	244.9	235.3	225.7	215.5	205.3	195.4	185.2
210.0	268.6	259.0	249.5	239.7	229.9	220.0	210.0	199.8	189.7	179.3
240.0	257.8	248.4	239.0	228.8	219.1	209.4	199.1	188.7	178.7	168.2
270.0	250.3	240.8	230.5	220.5	210.9	200.5	190.4	179.9	169.8	159.2
300.0	253.9	243.9	234.4	224.7	214.5	204.0	194.0	183.8	173.6	163.1
330.0	257.6	248.2	237.9	227.9	218.4	208.1	198.0	187.6	177.4	166.9
360.0	265.3	255.5	246.1	236.5	226.6	216.3	206.3	196.5	186.3	175.8

Cly	70.0	71.0	72.0	73.0	74.0	75.0	76.0	77.0	78.0	79.0
0.0	165.4	155.3	144.7	134.0	123.7	113.8	103.8	93.4	83.8	74.4
30.0	171.1	160.5	150.3	139.7	129.3	118.7	108.6	98.2	88.6	78.6
60.0	173.6	163.6	153.8	143.4	132.9	123.4	113.7	103.7	94.5	85.4
90.0	188.3	178.4	168.1	157.7	148.6	138.5	128.4	118.1	107.4	97.9
120.0	184.6	173.7	163.3	153.3	143.4	132.9	122.9	113.0	103.1	93.9
150.0	184.0	174.1	164.2	153.9	143.4	132.8	122.9	112.6	102.4	93.2
180.0	175.2	164.3	153.9	144.0	134.0	123.5	113.4	103.4	93.4	84.2
210.0	169.0	158.6	148.1	137.6	127.1	117.0	107.0	96.9	87.1	77.9
240.0	158.3	147.4	136.9	127.0	117.3	106.8	96.9	87.1	77.5	68.4
270.0	148.8	138.2	128.0	117.5	107.3	97.0	87.3	77.5	68.1	59.0
300.0	152.7	142.3	131.9	121.3	111.3	101.4	91.4	81.4	72.4	63.5
330.0	156.7	146.0	135.9	125.5	115.4	104.9	95.1	85.1	75.4	65.8
360.0	165.4	155.3	144.7	134.0	123.7	113.8	103.8	93.4	83.8	74.4

Cly	80.0	81.0	82.0	83.0	84.0	85.0	86.0	87.0	88.0	89.0
0.0	65.2	56.5	48.0	40.3	32.9	26.4	20.5	15.0	10.4	5.9
30.0	69.6	60.7	52.6	44.3	37.1	30.4	24.1	19.0	14.4	10.9
60.0	76.2	67.4	58.6	50.7	43.2	36.4	30.1	24.2	19.2	15.1
90.0	88.9	79.6	70.1	61.0	53.3	45.8	38.4	31.5	25.6	20.9
120.0	84.3	75.4	66.6	58.4	50.4	43.0	36.1	29.9	24.4	19.6
150.0	83.9	74.3	64.6	56.0	48.3	40.7	33.5	27.6	22.6	18.1
180.0	74.8	65.4	57.0	48.9	41.1	34.0	27.5	21.7	16.5	11.8
210.0	68.8	59.5	51.2	43.9	36.4	29.6	22.8	17.4	13.6	10.3
240.0	59.5	51.1	43.3	36.2	29.6	23.4	18.3	14.3	11.3	9.1
270.0	50.5	43.0	36.1	29.2	23.4	18.5	14.4	11.3	8.8	7.2
300.0	54.9	46.8	39.0	32.2	26.3	21.1	16.8	13.2	10.3	8.2
330.0	56.8	48.8	41.4	33.8	27.3	21.9	17.1	13.4	10.2	8.0
360.0	65.2	56.5	48.0	40.3	32.9	26.4	20.5	15.0	10.4	5.9

Photometric Data Table [cd]

Cly	90.0	91.0	92.0	93.0	94.0	95.0	96.0	97.0	98.0	99.0
0.0	3.8	3.6	3.7	3.8	4.0	4.1	4.2	4.3	4.4	4.6
30.0	8.4	6.6	5.4	4.8	4.4	4.3	4.4	4.4	4.5	4.6
60.0	11.8	9.3	7.5	6.3	5.5	5.1	4.9	4.8	4.9	5.0
90.0	16.7	13.2	10.4	8.4	7.3	6.6	6.2	6.0	6.0	6.0
120.0	15.7	12.7	10.4	8.7	7.4	6.6	6.2	6.0	6.0	6.0
150.0	14.2	11.0	8.7	7.3	6.4	5.8	5.6	5.5	5.6	5.6
180.0	8.3	5.1	4.9	4.9	5.0	5.1	5.2	5.3	5.4	5.6
210.0	7.9	6.5	5.9	5.7	5.5	5.4	5.5	5.6	5.6	5.7
240.0	7.6	6.7	6.0	5.9	5.9	5.9	6.0	6.1	6.1	6.2
270.0	6.1	5.4	5.0	4.8	4.8	4.8	4.9	5.0	5.1	5.2
300.0	6.7	5.8	5.4	5.2	5.0	4.9	4.9	4.9	5.0	5.0
330.0	6.6	5.7	5.1	4.8	4.6	4.5	4.4	4.5	4.5	4.6
360.0	3.8	3.6	3.7	3.8	4.0	4.1	4.2	4.3	4.4	4.6

Cly	100.0	101.0	102.0	103.0	104.0	105.0	106.0	107.0	108.0	109.0
0.0	4.7	4.8	4.9	5.1	5.2	5.3	5.5	5.6	5.7	5.9
30.0	4.7	4.8	5.0	5.1	5.2	5.3	5.5	5.6	5.7	5.9
60.0	5.0	5.1	5.2	5.3	5.3	5.4	5.6	5.7	5.8	5.9
90.0	6.1	6.2	6.3	6.3	6.4	6.4	6.5	6.6	6.7	6.8
120.0	6.1	6.1	6.2	6.2	6.3	6.4	6.5	6.6	6.6	6.8
150.0	5.7	5.8	5.9	6.0	6.1	6.2	6.3	6.4	6.6	6.7
180.0	5.7	5.8	5.9	6.0	6.1	6.2	6.3	6.4	6.6	6.7
210.0	5.7	5.8	5.9	6.0	6.1	6.2	6.3	6.4	6.5	6.7
240.0	6.2	6.2	6.3	6.3	6.3	6.4	6.5	6.6	6.7	6.8
270.0	5.3	5.4	5.4	5.5	5.6	5.7	5.8	6.0	6.1	6.2
300.0	5.1	5.1	5.2	5.3	5.4	5.5	5.6	5.7	5.8	6.0
330.0	4.8	4.9	5.0	5.1	5.3	5.4	5.5	5.6	5.8	5.9
360.0	4.7	4.8	4.9	5.1	5.2	5.3	5.5	5.6	5.7	5.9

Cly	110.0	111.0	112.0	113.0	114.0	115.0	116.0	117.0	118.0	119.0
0.0	6.0	6.1	6.3	6.4	6.5	6.7	6.8	6.9	7.0	7.2
30.0	6.0	6.2	6.3	6.4	6.6	6.7	6.8	6.9	7.1	7.2
60.0	6.0	6.2	6.3	6.4	6.6	6.7	6.8	7.0	7.1	7.2
90.0	6.9	7.0	7.1	7.2	7.3	7.5	7.6	7.7	7.8	8.0
120.0	6.9	7.0	7.1	7.2	7.3	7.5	7.6	7.7	7.8	7.9
150.0	6.8	6.9	7.0	7.2	7.3	7.4	7.5	7.7	7.8	7.9
180.0	6.8	6.9	7.0	7.1	7.3	7.4	7.5	7.6	7.7	7.8
210.0	6.8	6.9	7.0	7.1	7.2	7.4	7.5	7.6	7.7	7.8
240.0	6.9	7.0	7.2	7.3	7.4	7.5	7.7	7.8	7.9	8.0
270.0	6.3	6.5	6.6	6.8	6.9	7.0	7.2	7.3	7.4	7.6
300.0	6.1	6.2	6.4	6.5	6.6	6.8	6.9	7.0	7.2	7.3
330.0	6.0	6.2	6.3	6.4	6.5	6.7	6.8	6.9	7.0	7.2
360.0	6.0	6.1	6.3	6.4	6.5	6.7	6.8	6.9	7.0	7.2

Photometric Data Table [cd]

Cly	120.0	121.0	122.0	123.0	124.0	125.0	126.0	127.0	128.0	129.0
0.0	7.3	7.4	7.6	7.7	7.8	7.9	8.1	8.2	8.3	8.4
30.0	7.3	7.5	7.6	7.7	7.9	8.0	8.1	8.3	8.4	8.5
60.0	7.4	7.5	7.7	7.8	7.9	8.1	8.2	8.3	8.4	8.6
90.0	8.1	8.2	8.4	8.5	8.6	8.7	8.8	9.0	9.1	9.2
120.0	8.1	8.2	8.3	8.5	8.6	8.7	8.8	8.9	9.1	9.2
150.0	8.0	8.1	8.3	8.4	8.5	8.6	8.8	8.9	9.0	9.1
180.0	7.9	8.1	8.2	8.3	8.4	8.5	8.7	8.8	8.9	9.0
210.0	7.9	8.1	8.2	8.3	8.4	8.5	8.6	8.8	8.9	9.0
240.0	8.1	8.3	8.4	8.5	8.6	8.8	8.9	9.0	9.1	9.2
270.0	7.7	7.9	8.0	8.1	8.3	8.4	8.6	8.7	8.8	9.0
300.0	7.4	7.5	7.7	7.8	7.9	8.1	8.2	8.4	8.5	8.6
330.0	7.3	7.4	7.5	7.7	7.8	7.9	8.1	8.2	8.3	8.4
360.0	7.3	7.4	7.6	7.7	7.8	7.9	8.1	8.2	8.3	8.4

Cly	130.0	131.0	132.0	133.0	134.0	135.0	136.0	137.0	138.0	139.0
0.0	8.6	8.7	8.9	9.0	9.1	9.2	9.4	9.5	9.6	9.8
30.0	8.7	8.8	8.9	9.1	9.2	9.3	9.5	9.6	9.7	9.8
60.0	8.7	8.8	9.0	9.1	9.2	9.4	9.5	9.6	9.8	9.9
90.0	9.3	9.4	9.6	9.7	9.8	9.9	10.0	10.1	10.3	10.4
120.0	9.3	9.4	9.5	9.6	9.8	9.9	10.0	10.1	10.2	10.3
150.0	9.2	9.4	9.5	9.6	9.7	9.8	9.9	10.1	10.2	10.3
180.0	9.1	9.2	9.4	9.5	9.6	9.7	9.8	9.9	10.1	10.2
210.0	9.1	9.2	9.3	9.4	9.6	9.7	9.8	9.9	10.0	10.1
240.0	9.3	9.4	9.6	9.7	9.8	9.9	10.0	10.1	10.2	10.4
270.0	9.1	9.2	9.4	9.5	9.6	9.8	9.9	10.0	10.1	10.3
300.0	8.7	8.9	9.0	9.1	9.3	9.4	9.5	9.6	9.8	9.9
330.0	8.6	8.7	8.8	8.9	9.1	9.2	9.3	9.4	9.6	9.7
360.0	8.6	8.7	8.9	9.0	9.1	9.2	9.4	9.5	9.6	9.8

Cly	140.0	141.0	142.0	143.0	144.0	145.0	146.0	147.0	148.0	149.0
0.0	9.9	10.0	10.1	10.3	10.4	10.5	10.6	10.8	10.9	11.0
30.0	10.0	10.1	10.2	10.4	10.5	10.6	10.7	10.8	11.0	11.1
60.0	10.0	10.1	10.3	10.4	10.5	10.6	10.8	10.9	11.0	11.1
90.0	10.5	10.6	10.7	10.8	10.9	11.1	11.2	11.3	11.4	11.5
120.0	10.4	10.5	10.6	10.8	10.9	11.0	11.1	11.2	11.3	11.4
150.0	10.4	10.5	10.6	10.8	10.9	11.0	11.1	11.2	11.3	11.4
180.0	10.3	10.4	10.5	10.7	10.8	10.9	11.0	11.1	11.2	11.4
210.0	10.2	10.4	10.5	10.6	10.7	10.8	10.9	11.0	11.1	11.3
240.0	10.5	10.6	10.7	10.8	10.9	11.0	11.1	11.2	11.3	11.4
270.0	10.4	10.5	10.6	10.7	10.9	11.0	11.1	11.3	11.4	11.5
300.0	10.0	10.1	10.3	10.4	10.5	10.6	10.7	10.8	11.0	11.1
330.0	9.8	9.9	10.1	10.2	10.3	10.4	10.6	10.7	10.8	10.9
360.0	9.9	10.0	10.1	10.3	10.4	10.5	10.6	10.8	10.9	11.0

Photometric Data Table [cd]

Cly	150.0	151.0	152.0	153.0	154.0	155.0	156.0	157.0	158.0	159.0
0.0	11.2	11.3	11.4	11.5	11.6	11.8	11.9	12.0	12.1	12.2
30.0	11.2	11.3	11.4	11.6	11.7	11.8	11.9	12.0	12.1	12.2
60.0	11.3	11.4	11.5	11.6	11.7	11.8	11.9	12.0	12.1	12.2
90.0	11.6	11.7	11.8	11.9	12.1	12.1	12.3	12.4	12.4	12.5
120.0	11.5	11.6	11.7	11.8	11.9	12.0	12.1	12.2	12.3	12.4
150.0	11.5	11.6	11.7	11.8	11.9	12.1	12.1	12.3	12.3	12.4
180.0	11.4	11.6	11.7	11.8	11.9	12.0	12.1	12.2	12.3	12.4
210.0	11.4	11.5	11.6	11.7	11.8	11.9	12.0	12.1	12.2	12.3
240.0	11.5	11.6	11.7	11.8	11.9	12.0	12.1	12.2	12.3	12.4
270.0	11.6	11.7	11.8	12.0	12.1	12.2	12.3	12.4	12.5	12.6
300.0	11.2	11.3	11.4	11.6	11.7	11.8	11.9	12.0	12.1	12.2
330.0	11.1	11.2	11.3	11.4	11.6	11.7	11.8	11.9	12.0	12.1
360.0	11.2	11.3	11.4	11.5	11.6	11.8	11.9	12.0	12.1	12.2

Cly	160.0	161.0	162.0	163.0	164.0	165.0	166.0	167.0	168.0	169.0
0.0	12.3	12.4	12.5	12.6	12.7	12.8	12.9	13.0	13.1	13.1
30.0	12.3	12.4	12.5	12.6	12.7	12.8	12.9	12.9	13.0	13.1
60.0	12.3	12.4	12.5	12.6	12.7	12.8	12.9	12.9	13.0	13.1
90.0	12.6	12.7	12.7	12.8	12.9	12.9	13.0	13.1	13.1	13.2
120.0	12.4	12.5	12.6	12.6	12.7	12.8	12.8	12.9	12.9	13.0
150.0	12.5	12.6	12.6	12.7	12.8	12.9	12.9	13.0	13.0	13.1
180.0	12.4	12.5	12.6	12.7	12.8	12.8	12.9	12.9	13.0	13.1
210.0	12.4	12.4	12.5	12.6	12.7	12.7	12.8	12.9	12.9	13.0
240.0	12.4	12.5	12.5	12.6	12.7	12.7	12.8	12.8	12.9	12.9
270.0	12.7	12.8	12.8	12.9	13.0	13.1	13.1	13.2	13.3	13.3
300.0	12.3	12.4	12.5	12.6	12.7	12.8	12.8	12.9	13.0	13.0
330.0	12.3	12.4	12.4	12.6	12.6	12.7	12.8	12.9	13.0	13.0
360.0	12.3	12.4	12.5	12.6	12.7	12.8	12.9	13.0	13.1	13.1

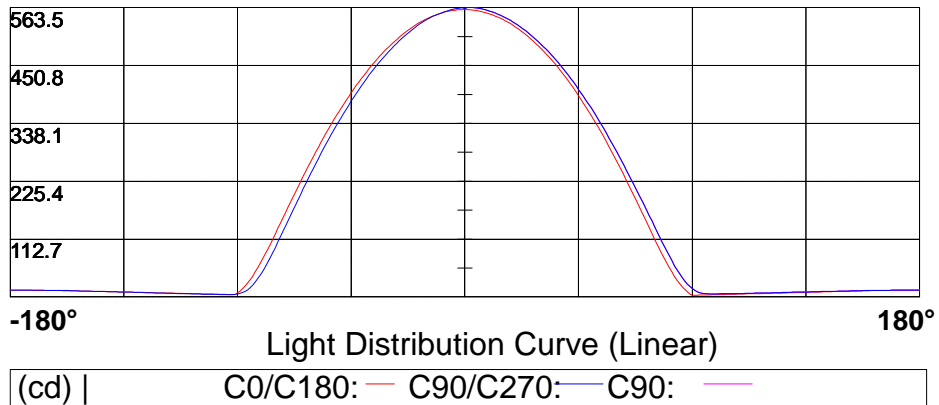
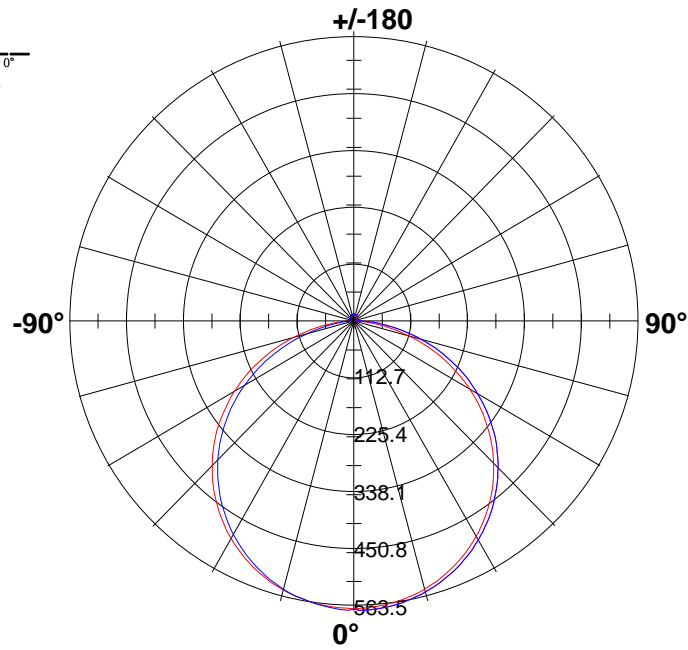
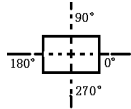
Cly	170.0	171.0	172.0	173.0	174.0	175.0	176.0	177.0	178.0	179.0
0.0	13.2	13.3	13.3	13.4	13.4	13.5	13.5	13.6	13.6	13.6
30.0	13.1	13.2	13.3	13.3	13.4	13.4	13.4	13.5	13.5	13.5
60.0	13.1	13.2	13.3	13.3	13.4	13.4	13.4	13.4	13.4	13.4
90.0	13.2	13.2	13.3	13.3	13.3	13.4	13.4	13.5	13.5	13.6
120.0	13.0	13.1	13.1	13.1	13.2	13.2	13.3	13.3	13.4	13.4
150.0	13.1	13.1	13.2	13.2	13.3	13.4	13.4	13.4	13.5	13.5
180.0	13.1	13.2	13.2	13.3	13.3	13.4	13.4	13.5	13.5	13.5
210.0	13.0	13.1	13.1	13.2	13.3	13.3	13.4	13.4	13.5	13.5
240.0	12.9	13.0	13.0	13.1	13.1	13.2	13.3	13.3	13.4	13.4
270.0	13.4	13.4	13.5	13.5	13.6	13.6	13.6	13.6	13.6	13.6
300.0	13.1	13.1	13.2	13.3	13.3	13.3	13.4	13.4	13.5	13.5
330.0	13.1	13.2	13.3	13.3	13.4	13.4	13.5	13.5	13.5	13.6
360.0	13.2	13.3	13.3	13.4	13.4	13.5	13.5	13.6	13.6	13.6

Photometric Data Table [cd]

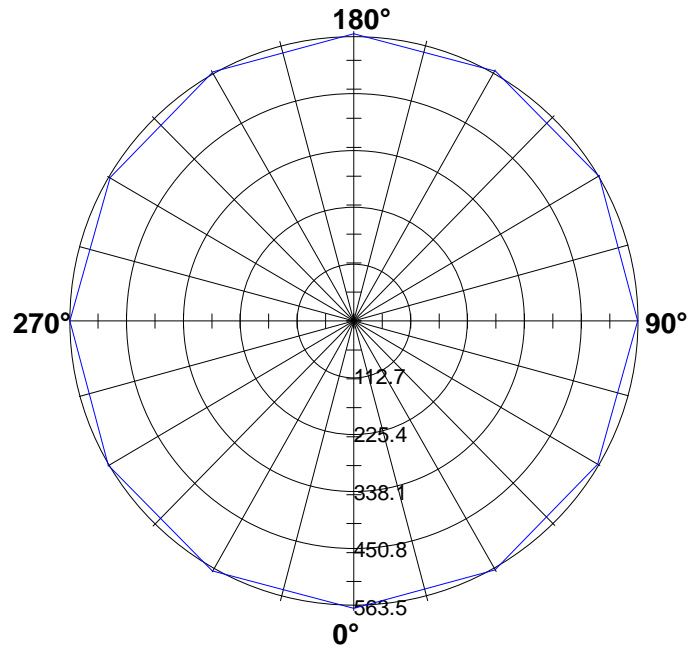
C_v	180.0
0.0	13.6
30.0	13.6
60.0	13.6
90.0	13.6
120.0	13.6
150.0	13.6
180.0	13.6
210.0	13.6
240.0	13.6
270.0	13.6
300.0	13.6
330.0	13.6
360.0	13.6

Light Distribution Curve [Unit: cd]

Luminaire



Max Plane Light Distribution Curve [Unit: cd]

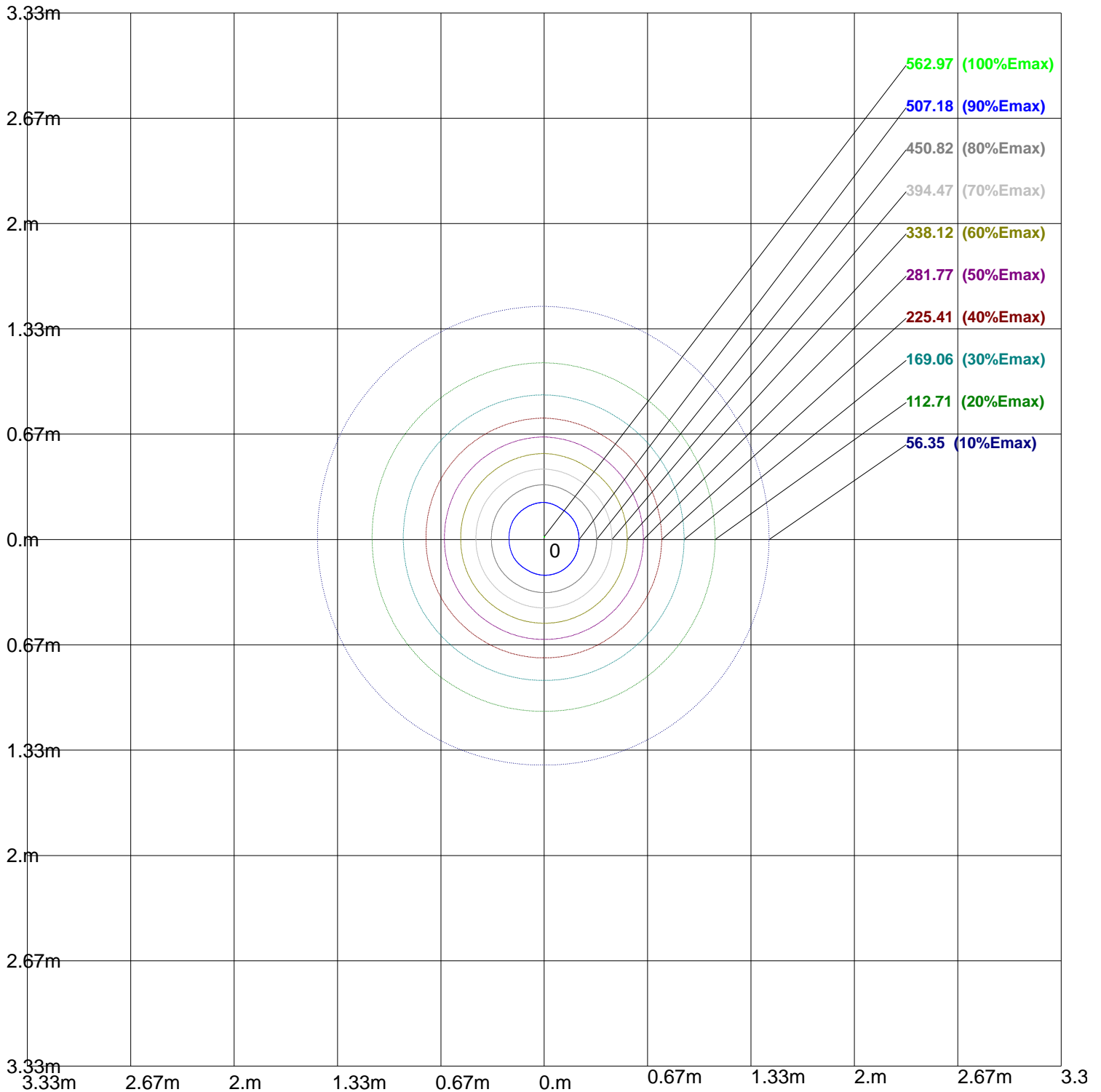


563.5							
450.8							
338.1							
225.4							
112.7							

-180° Light Distribution Curve (Linear) **180°**

(cd) | γ 2: —

Iso-Lux[lx]



Height: 1 m
Max Illuminance : 563.53lx

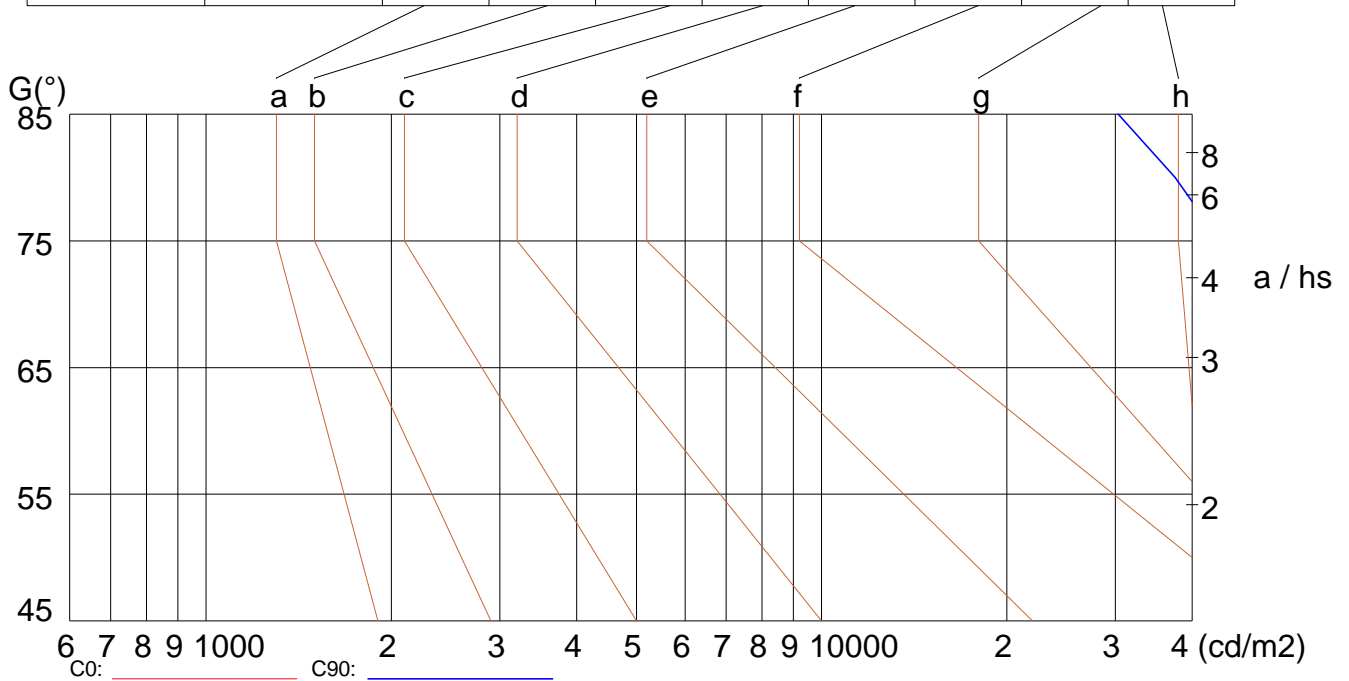
Luminance Limiting Curve

Diameter: 0mm
 Length: 1000mm
 Width: 10mm
 Height: 2mm

(cd/m²)

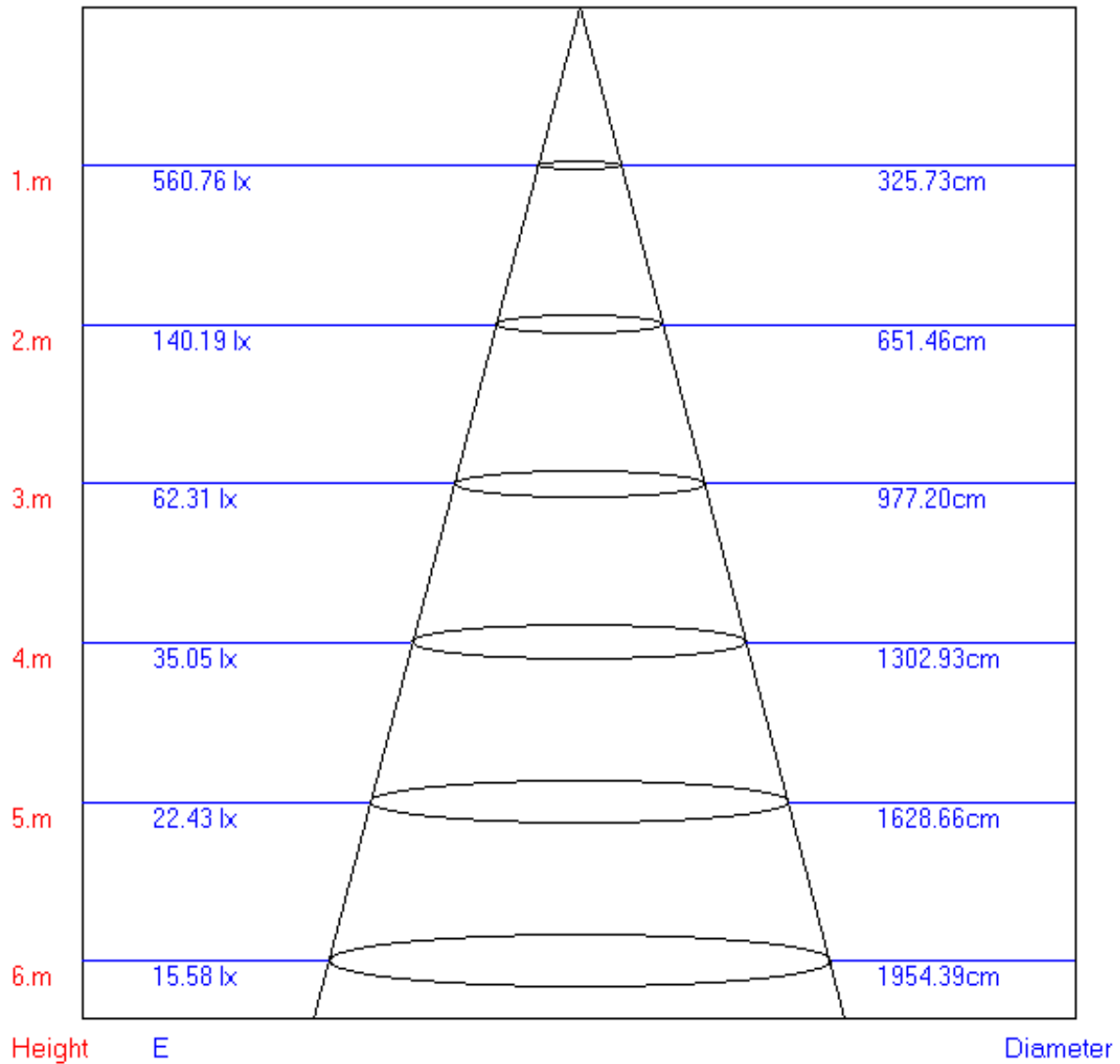
γ	45°	50°	55°	60°	65°	70°	75°	80°	85°
C0	57185	57322	57044	56694	56046	55041	53520	51201	52504
C90	55430	54956	54216	53054	51181	48366	43977	37559	30314

Glare	Quality	Service Values Illuminance (lx)							
1.15	A	2000	1000	500	≤300				
1.5	B		2000	1000	500	≤300			
1.85	C			2000	1000	500	≤300		
2.2	D				2000	1000	500	≤300	
2.55	E					2000	1000	500	≤300



Lum. Limiting Curve (C0/C90)

Lux-Distance Curve



Beam Angle:116.80°

Utilization Coefficient Table

RHOCC	80			70			50			30			10			0
RHOW	50	30	10	50	30	10	50	30	10	50	30	10	50	30	10	0
RCR	COEFFICIENTS OF UTILIZATION FOR RHOFC=20															
0	1.19	1.19	1.19	1.16	1.16	1.16	1.11	1.11	1.11	1.06	1.06	1.06	1.02	1.02	1.02	1.00
1	1.04	1.02	1.01	1.03	1.01	0.99	0.99	0.97	0.95	0.95	0.92	0.90	0.88	0.86	0.83	0.78
2	0.88	0.86	0.84	0.88	0.85	0.82	0.86	0.82	0.79	0.82	0.78	0.75	0.78	0.74	0.70	0.65
3	0.76	0.73	0.71	0.76	0.72	0.70	0.75	0.70	0.67	0.72	0.67	0.63	0.69	0.64	0.60	0.55
4	0.66	0.63	0.61	0.66	0.62	0.60	0.66	0.61	0.57	0.64	0.59	0.54	0.62	0.56	0.51	0.47
5	0.58	0.55	0.53	0.58	0.54	0.52	0.58	0.53	0.50	0.58	0.52	0.47	0.56	0.50	0.45	0.41
6	0.51	0.48	0.46	0.52	0.48	0.46	0.52	0.47	0.44	0.52	0.46	0.42	0.52	0.45	0.40	0.36
7	0.46	0.43	0.41	0.46	0.43	0.41	0.47	0.42	0.39	0.48	0.42	0.37	0.47	0.41	0.35	0.32
8	0.41	0.39	0.37	0.42	0.39	0.37	0.43	0.38	0.35	0.44	0.38	0.34	0.44	0.37	0.32	0.29
9	0.38	0.35	0.34	0.38	0.35	0.33	0.40	0.35	0.32	0.40	0.35	0.31	0.41	0.34	0.29	0.26
10	0.34	0.32	0.31	0.35	0.32	0.30	0.37	0.32	0.29	0.38	0.32	0.28	0.38	0.32	0.27	0.24

