

Luminaire Property

Luminaire:

Report NO.:

Test NO.:

Lamp: 127-096

Sum Lumens: 1366.6 lm

Number of Lamps: 1

Diameter: 0mm

Length: 1000mm

Photometric Type: Type C

Voltage: 24.0 V

Current: 0.5850 A

Power: 14.04 W

Power Factor: 1.000

Ballast Type:

Width: 10mm

Height: .3mm

Remark:

Photometric Results

Lumens: 1366.60 lm

Efficiency: 100%

Central Intensity: 479.42cd

Maximum Intensity: 480.88cd

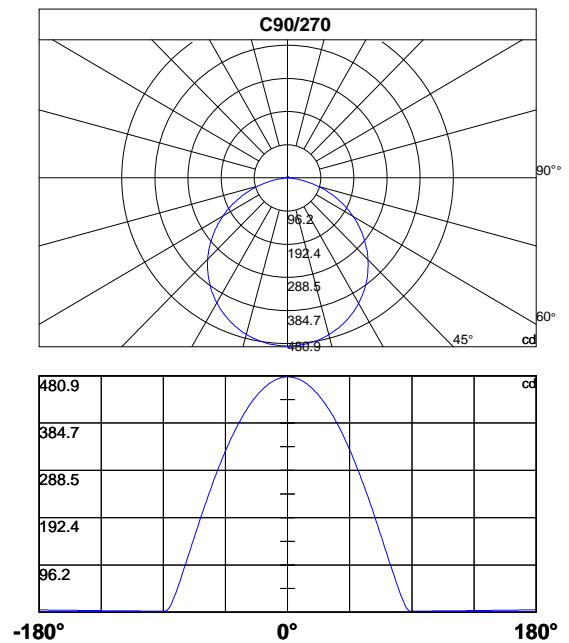
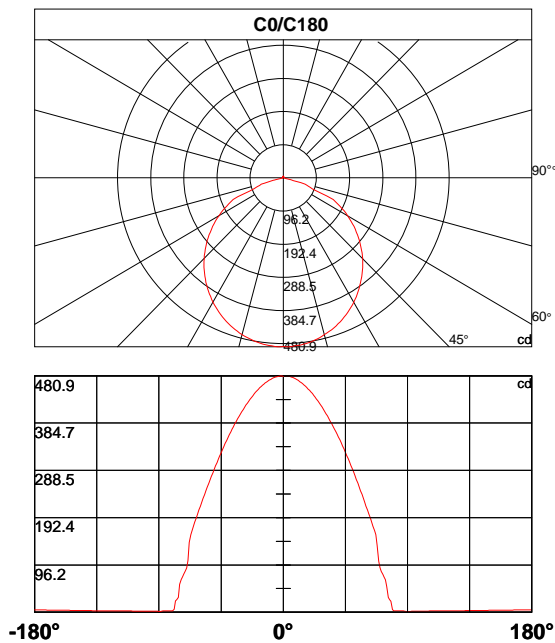
Beam Angle(10%): Left: -76.3 Right:74.2

Angle of maximum intensity: C:0.0 G:1.0

Half Peak Side Angle(50%): Left: -57.8 Right:55.9

Up Flux Rate: 1.33%

Down Flux Rate: 98.67%



Photometric Data Table [cd]

Cly	0.0	1.0	2.0	3.0	4.0	5.0	6.0	7.0	8.0	9.0
0.0	479.4	480.9	480.7	480.3	479.8	479.1	478.2	477.2	475.9	474.5
30.0	479.4	479.9	479.7	479.4	478.9	478.3	477.5	476.5	475.4	474.0
60.0	479.4	479.2	479.0	478.6	478.1	477.5	476.6	475.6	474.5	473.2
90.0	479.4	478.5	478.4	478.0	477.5	476.9	476.0	475.1	474.0	472.7
120.0	479.4	477.9	477.6	477.2	476.6	475.9	475.0	473.9	472.7	471.3
150.0	479.4	478.1	477.9	477.4	476.8	476.1	475.1	474.1	472.8	471.4
180.0	479.4	480.8	480.5	480.0	479.4	478.6	477.7	476.6	475.3	473.8
210.0	479.4	479.7	479.4	478.9	478.2	477.4	476.4	475.3	474.0	472.5
240.0	479.4	479.2	478.9	478.5	477.9	477.2	476.4	475.4	474.1	472.8
270.0	479.4	478.5	478.2	477.8	477.3	476.6	475.7	474.7	473.5	472.2
300.0	479.4	478.0	477.9	477.6	477.1	476.4	475.7	474.7	473.6	472.3
330.0	479.4	478.2	478.0	477.7	477.1	476.4	475.6	474.5	473.3	472.0
360.0	479.4	480.9	480.7	480.3	479.8	479.1	478.2	477.2	475.9	474.5

Cly	10.0	11.0	12.0	13.0	14.0	15.0	16.0	17.0	18.0	19.0
0.0	472.9	471.2	469.3	467.2	464.9	462.5	459.9	457.2	454.3	451.3
30.0	472.5	470.9	469.1	467.1	464.9	462.6	460.1	457.5	454.7	451.8
60.0	471.8	470.2	468.4	466.5	464.4	462.2	459.8	457.3	454.6	451.7
90.0	471.3	469.8	468.1	466.2	464.2	462.1	459.8	457.3	454.7	452.0
120.0	469.8	468.1	466.3	464.3	462.2	459.9	457.5	454.9	452.1	449.3
150.0	469.8	468.1	466.2	464.1	461.9	459.5	457.0	454.4	451.5	448.5
180.0	472.2	470.4	468.5	466.3	464.0	461.6	459.1	456.3	453.5	450.4
210.0	470.9	469.1	467.2	465.1	462.8	460.4	457.9	455.1	452.3	449.2
240.0	471.3	469.7	467.9	466.0	463.9	461.6	459.2	456.6	453.9	451.1
270.0	470.8	469.2	467.4	465.5	463.5	461.3	458.9	456.4	453.8	451.0
300.0	470.9	469.4	467.6	465.8	463.7	461.5	459.2	456.7	454.1	451.3
330.0	470.5	468.8	466.9	464.9	462.7	460.3	457.8	455.1	452.3	449.3
360.0	472.9	471.2	469.3	467.2	464.9	462.5	459.9	457.2	454.3	451.3

Cly	20.0	21.0	22.0	23.0	24.0	25.0	26.0	27.0	28.0	29.0
0.0	448.1	444.8	441.3	437.7	434.0	430.1	426.0	421.9	417.6	413.2
30.0	448.6	445.4	442.0	438.5	434.8	431.0	427.1	423.0	418.7	414.4
60.0	448.7	445.6	442.3	438.8	435.2	431.5	427.6	423.5	419.4	415.0
90.0	449.1	446.0	442.8	439.5	436.0	432.4	428.6	424.7	420.7	416.5
120.0	446.2	443.0	439.7	436.3	432.6	428.9	425.0	420.9	416.7	412.4
150.0	445.4	442.1	438.7	435.2	431.4	427.6	423.6	419.5	415.2	410.8
180.0	447.3	444.0	440.5	436.9	433.1	429.2	425.2	421.1	416.7	412.3
210.0	446.0	442.7	439.3	435.6	431.9	428.0	424.0	419.8	415.5	411.1
240.0	448.1	444.9	441.6	438.2	434.6	430.8	426.9	422.9	418.8	414.4
270.0	448.0	444.9	441.7	438.3	434.8	431.1	427.3	423.3	419.2	415.0
300.0	448.3	445.2	442.0	438.5	435.0	431.3	427.5	423.5	419.4	415.1
330.0	446.2	443.0	439.5	436.0	432.3	428.5	424.5	420.5	416.2	411.8
360.0	448.1	444.8	441.3	437.7	434.0	430.1	426.0	421.9	417.6	413.2

Photometric Data Table [cd]

Cly	30.0	31.0	32.0	33.0	34.0	35.0	36.0	37.0	38.0	39.0
0.0	408.6	403.9	399.1	394.1	389.0	383.8	378.4	373.0	367.6	361.9
30.0	409.9	405.2	400.4	395.5	390.5	385.3	380.0	374.5	368.9	363.2
60.0	410.5	405.9	401.2	396.3	391.3	386.1	380.8	375.3	369.8	364.0
90.0	412.1	407.6	403.0	398.2	393.3	388.3	383.0	377.7	372.2	366.6
120.0	407.9	403.3	398.5	393.6	388.6	383.4	378.2	372.7	367.2	361.5
150.0	406.2	401.6	396.7	391.8	386.7	381.5	376.1	370.7	365.0	359.3
180.0	407.7	403.1	398.2	393.3	388.1	382.9	377.6	372.2	366.6	361.0
210.0	406.5	401.8	396.9	391.9	386.8	381.5	376.2	370.7	365.0	359.2
240.0	410.0	405.4	400.6	395.8	390.7	385.6	380.3	374.8	369.2	363.5
270.0	410.6	406.0	401.4	396.5	391.5	386.4	381.2	375.8	370.2	364.5
300.0	410.6	406.1	401.4	396.5	391.5	386.4	381.2	375.8	370.2	364.6
330.0	407.3	402.7	397.9	393.0	388.0	382.8	377.5	372.0	366.4	360.7
360.0	408.6	403.9	399.1	394.1	389.0	383.8	378.4	373.0	367.6	361.9

Cly	40.0	41.0	42.0	43.0	44.0	45.0	46.0	47.0	48.0	49.0
0.0	356.1	350.2	344.2	338.0	331.7	325.3	318.8	312.2	305.4	298.5
30.0	357.4	351.5	345.5	339.4	333.2	326.8	320.3	313.7	307.0	300.1
60.0	358.2	352.3	346.2	339.9	333.6	327.1	320.5	313.8	306.9	299.9
90.0	360.9	355.0	349.0	342.8	336.5	330.1	323.6	316.9	310.1	303.2
120.0	355.6	349.7	343.6	337.4	331.0	324.6	318.0	311.3	304.4	297.5
150.0	353.5	347.5	341.5	335.4	329.1	322.8	316.3	309.6	302.8	296.0
180.0	355.2	349.3	343.3	337.1	330.8	324.4	317.9	311.3	304.5	297.7
210.0	353.4	347.4	341.3	335.1	328.8	322.4	315.8	309.1	302.3	295.4
240.0	357.7	351.7	345.6	339.4	333.0	326.5	319.9	313.2	306.3	299.3
270.0	358.7	352.8	346.7	340.5	334.1	327.6	321.0	314.3	307.4	300.4
300.0	358.7	352.8	346.8	340.6	334.3	327.8	321.2	314.5	307.7	300.8
330.0	354.9	349.0	343.1	337.0	330.8	324.4	317.9	311.3	304.6	297.8
360.0	356.1	350.2	344.2	338.0	331.7	325.3	318.8	312.2	305.4	298.5

Cly	50.0	51.0	52.0	53.0	54.0	55.0	56.0	57.0	58.0	59.0
0.0	291.5	284.4	277.2	269.9	262.5	254.9	247.3	239.5	231.7	223.8
30.0	293.2	286.1	279.0	271.7	264.3	256.8	249.2	241.6	233.8	225.9
60.0	292.9	285.7	278.4	270.9	263.4	255.8	248.1	240.4	232.6	224.7
90.0	296.2	289.0	281.7	274.4	266.9	259.3	251.6	243.8	235.9	227.9
120.0	290.4	283.2	275.9	268.5	261.0	253.4	245.8	238.0	230.3	222.3
150.0	289.0	282.0	274.8	267.6	260.2	252.7	245.2	237.5	229.8	221.9
180.0	290.7	283.7	276.5	269.3	261.8	254.3	246.8	239.1	231.3	223.5
210.0	288.4	281.3	274.1	266.8	259.4	251.9	244.3	236.6	228.8	220.9
240.0	292.2	285.0	277.7	270.3	262.7	255.1	247.4	239.6	231.7	223.8
270.0	293.3	286.1	278.8	271.3	263.7	256.0	248.3	240.4	232.5	224.4
300.0	293.7	286.5	279.3	271.9	264.4	256.8	249.1	241.4	233.6	225.7
330.0	290.8	283.8	276.7	269.4	262.0	254.6	247.0	239.4	231.6	223.8
360.0	291.5	284.4	277.2	269.9	262.5	254.9	247.3	239.5	231.7	223.8

Photometric Data Table [cd]

Cly	60.0	61.0	62.0	63.0	64.0	65.0	66.0	67.0	68.0	69.0
0.0	215.9	207.8	199.6	191.4	183.1	174.8	166.5	157.8	136.4	103.3
30.0	218.0	209.9	201.8	193.7	185.4	177.1	168.7	160.3	151.9	143.5
60.0	216.7	208.6	200.4	192.2	183.9	175.5	167.1	158.6	150.2	141.6
90.0	219.8	211.7	203.4	195.1	186.7	178.3	169.8	161.2	152.6	144.0
120.0	214.4	206.3	198.1	189.9	181.6	173.3	165.0	156.5	148.1	139.6
150.0	214.0	206.0	197.9	189.8	181.5	173.3	165.0	156.6	148.2	139.8
180.0	215.5	207.5	199.4	191.3	183.1	174.8	166.5	158.1	141.9	104.9
210.0	212.9	204.8	196.7	188.5	180.3	171.9	163.6	155.2	146.8	138.3
240.0	215.8	207.7	199.5	191.2	182.9	174.5	166.1	157.7	149.2	140.6
270.0	216.3	208.0	199.7	191.4	182.9	174.4	165.8	157.2	148.6	139.9
300.0	217.7	209.6	201.4	193.2	184.9	176.6	168.1	159.7	151.2	142.7
330.0	215.9	207.8	199.8	191.6	183.4	175.1	166.8	158.4	150.1	141.6
360.0	215.9	207.8	199.6	191.4	183.1	174.8	166.5	157.8	136.4	103.3

Cly	70.0	71.0	72.0	73.0	74.0	75.0	76.0	77.0	78.0	79.0
0.0	90.4	83.0	77.1	71.5	65.8	52.2	30.3	25.4	22.6	5.7
30.0	134.6	111.2	83.3	74.0	67.8	62.1	56.5	45.0	25.0	21.1
60.0	133.1	124.5	115.9	107.4	98.9	90.4	81.8	73.1	59.4	39.4
90.0	135.3	126.6	117.9	109.3	100.6	92.0	83.5	75.0	66.4	57.9
120.0	131.1	122.5	114.0	105.5	97.1	88.6	80.3	72.0	50.0	36.8
150.0	130.1	96.3	77.5	70.7	65.1	59.5	53.9	31.4	22.3	19.6
180.0	89.8	83.2	77.6	72.0	66.3	56.9	30.1	25.7	23.0	6.3
210.0	128.5	95.2	77.0	70.3	64.6	59.0	53.4	31.3	22.3	19.6
240.0	132.1	123.5	114.9	106.3	97.8	89.3	80.9	72.6	60.6	39.2
270.0	131.2	122.5	113.8	105.2	96.5	87.9	79.4	71.0	62.7	54.4
300.0	134.1	125.5	117.0	108.4	99.9	91.4	83.0	74.7	65.9	42.8
330.0	132.9	108.6	82.5	73.2	66.4	60.8	55.2	43.2	24.7	20.3
360.0	90.4	83.0	77.1	71.5	65.8	52.2	30.3	25.4	22.6	5.7

Cly	80.0	81.0	82.0	83.0	84.0	85.0	86.0	87.0	88.0	89.0
0.0	2.8	2.7	2.7	2.7	2.7	2.7	2.8	2.6	2.2	1.8
30.0	15.0	3.1	2.6	2.6	2.6	2.6	2.6	2.6	2.4	1.8
60.0	33.6	28.6	15.6	10.5	2.5	2.3	2.3	2.2	2.1	1.9
90.0	49.8	41.8	34.8	27.6	21.0	14.7	9.2	5.3	2.7	1.9
120.0	31.7	26.7	11.9	8.9	2.2	2.2	2.2	2.2	2.0	1.9
150.0	5.6	2.5	2.5	2.5	2.5	2.5	2.5	2.4	2.0	1.8
180.0	2.8	2.9	2.8	2.8	2.8	2.8	2.8	2.7	2.3	1.9
210.0	5.9	2.7	2.7	2.7	2.7	2.7	2.7	2.5	2.1	1.9
240.0	32.8	27.8	16.0	10.8	3.2	2.8	2.5	2.4	2.2	2.0
270.0	46.5	38.9	31.6	24.7	18.2	12.5	7.9	4.6	2.5	2.0
300.0	34.2	29.1	22.3	10.9	5.5	2.9	2.6	2.5	2.3	2.0
330.0	14.4	3.5	2.7	2.7	2.7	2.7	2.7	2.7	2.5	1.9
360.0	2.8	2.7	2.7	2.7	2.7	2.7	2.8	2.6	2.2	1.8

Photometric Data Table [cd]

Cly	90.0	91.0	92.0	93.0	94.0	95.0	96.0	97.0	98.0	99.0
0.0	1.8	1.8	1.9	1.9	2.0	2.0	2.0	2.1	2.1	2.2
30.0	1.8	1.9	1.9	1.9	2.0	2.0	2.0	2.1	2.1	2.2
60.0	1.9	2.0	2.0	2.0	2.1	2.1	2.1	2.2	2.2	2.2
90.0	1.9	1.9	2.0	2.0	2.0	2.1	2.1	2.1	2.2	2.2
120.0	1.9	1.9	2.0	2.0	2.0	2.1	2.1	2.1	2.2	2.2
150.0	1.8	1.8	1.9	1.9	2.0	2.0	2.0	2.1	2.1	2.2
180.0	1.9	1.9	1.9	1.9	2.0	2.0	2.0	2.0	2.1	2.1
210.0	1.9	2.0	2.0	2.0	2.0	2.1	2.1	2.1	2.1	2.2
240.0	2.0	2.0	2.0	2.1	2.0	2.1	2.1	2.1	2.1	2.2
270.0	2.0	2.0	2.0	2.0	2.0	2.1	2.1	2.1	2.2	2.2
300.0	2.0	2.0	2.0	2.1	2.1	2.1	2.1	2.1	2.1	2.2
330.0	1.9	1.9	2.0	2.0	2.0	2.0	2.1	2.1	2.1	2.1
360.0	1.8	1.8	1.9	1.9	2.0	2.0	2.0	2.1	2.1	2.2

Cly	100.0	101.0	102.0	103.0	104.0	105.0	106.0	107.0	108.0	109.0
0.0	2.2	2.2	2.3	2.3	2.3	2.4	2.4	2.5	2.5	2.5
30.0	2.2	2.2	2.3	2.3	2.4	2.4	2.4	2.5	2.5	2.5
60.0	2.3	2.3	2.3	2.4	2.4	2.4	2.5	2.5	2.5	2.6
90.0	2.3	2.3	2.3	2.4	2.4	2.5	2.5	2.5	2.5	2.6
120.0	2.2	2.3	2.3	2.3	2.4	2.4	2.5	2.5	2.5	2.6
150.0	2.2	2.2	2.3	2.3	2.3	2.4	2.4	2.5	2.5	2.5
180.0	2.1	2.1	2.2	2.2	2.2	2.3	2.3	2.3	2.4	2.4
210.0	2.2	2.2	2.2	2.3	2.3	2.3	2.3	2.4	2.4	2.4
240.0	2.2	2.2	2.2	2.3	2.3	2.3	2.4	2.4	2.4	2.5
270.0	2.2	2.2	2.3	2.3	2.3	2.4	2.4	2.4	2.4	2.5
300.0	2.2	2.2	2.3	2.3	2.3	2.3	2.4	2.4	2.4	2.4
330.0	2.2	2.2	2.2	2.2	2.3	2.3	2.3	2.4	2.4	2.4
360.0	2.2	2.2	2.3	2.3	2.3	2.4	2.4	2.5	2.5	2.5

Cly	110.0	111.0	112.0	113.0	114.0	115.0	116.0	117.0	118.0	119.0
0.0	2.6	2.6	2.6	2.7	2.7	2.8	2.8	2.8	2.9	2.9
30.0	2.6	2.6	2.6	2.7	2.7	2.8	2.8	2.8	2.8	2.9
60.0	2.6	2.6	2.7	2.7	2.7	2.8	2.8	2.8	2.9	2.9
90.0	2.6	2.7	2.7	2.7	2.8	2.8	2.8	2.9	2.9	2.9
120.0	2.6	2.6	2.7	2.7	2.7	2.8	2.8	2.8	2.9	2.9
150.0	2.6	2.6	2.6	2.7	2.7	2.7	2.8	2.8	2.8	2.9
180.0	2.4	2.5	2.5	2.5	2.6	2.6	2.6	2.7	2.7	2.7
210.0	2.5	2.5	2.5	2.5	2.6	2.6	2.6	2.7	2.7	2.7
240.0	2.5	2.5	2.5	2.5	2.6	2.6	2.6	2.7	2.7	2.7
270.0	2.5	2.5	2.6	2.6	2.6	2.7	2.7	2.7	2.7	2.8
300.0	2.5	2.5	2.5	2.5	2.5	2.6	2.6	2.6	2.7	2.7
330.0	2.4	2.5	2.5	2.5	2.6	2.6	2.6	2.6	2.7	2.7
360.0	2.6	2.6	2.6	2.7	2.7	2.8	2.8	2.8	2.9	2.9

Photometric Data Table [cd]

Cly	120.0	121.0	122.0	123.0	124.0	125.0	126.0	127.0	128.0	129.0
0.0	2.9	3.0	3.0	3.0	3.0	3.1	3.1	3.1	3.2	3.2
30.0	2.9	2.9	3.0	3.0	3.0	3.0	3.1	3.1	3.1	3.1
60.0	2.9	3.0	3.0	3.0	3.0	3.0	3.1	3.1	3.1	3.2
90.0	3.0	3.0	3.0	3.0	3.1	3.1	3.1	3.2	3.2	3.2
120.0	2.9	3.0	3.0	3.0	3.0	3.0	3.1	3.1	3.1	3.2
150.0	2.9	2.9	3.0	3.0	3.0	3.0	3.1	3.1	3.1	3.2
180.0	2.8	2.8	2.8	2.8	2.9	2.9	2.9	2.9	2.9	3.0
210.0	2.8	2.8	2.8	2.8	2.8	2.9	2.9	2.9	3.0	3.0
240.0	2.7	2.8	2.8	2.8	2.9	2.9	2.9	3.0	3.0	3.0
270.0	2.8	2.8	2.8	2.9	2.9	2.9	3.0	3.0	3.0	3.0
300.0	2.7	2.8	2.8	2.8	2.8	2.8	2.9	2.9	2.9	3.0
330.0	2.7	2.7	2.8	2.8	2.8	2.8	2.9	2.9	2.9	2.9
360.0	2.9	3.0	3.0	3.0	3.0	3.1	3.1	3.1	3.2	3.2

Cly	130.0	131.0	132.0	133.0	134.0	135.0	136.0	137.0	138.0	139.0
0.0	3.2	3.2	3.3	3.3	3.3	3.3	3.4	3.4	3.4	3.5
30.0	3.2	3.2	3.2	3.3	3.3	3.3	3.3	3.4	3.4	3.4
60.0	3.2	3.2	3.3	3.3	3.3	3.3	3.4	3.4	3.4	3.5
90.0	3.2	3.3	3.3	3.3	3.4	3.4	3.4	3.4	3.5	3.5
120.0	3.2	3.2	3.2	3.3	3.3	3.3	3.3	3.4	3.4	3.4
150.0	3.2	3.2	3.2	3.3	3.3	3.3	3.3	3.4	3.4	3.4
180.0	3.0	3.0	3.0	3.1	3.1	3.1	3.2	3.2	3.2	3.2
210.0	3.0	3.0	3.1	3.1	3.1	3.1	3.2	3.2	3.2	3.3
240.0	3.0	3.0	3.1	3.1	3.1	3.2	3.2	3.2	3.2	3.3
270.0	3.0	3.1	3.1	3.1	3.2	3.2	3.2	3.3	3.3	3.3
300.0	3.0	3.0	3.0	3.1	3.1	3.1	3.2	3.2	3.2	3.3
330.0	3.0	3.0	3.0	3.0	3.1	3.1	3.1	3.2	3.2	3.2
360.0	3.2	3.2	3.3	3.3	3.3	3.3	3.4	3.4	3.4	3.5

Cly	140.0	141.0	142.0	143.0	144.0	145.0	146.0	147.0	148.0	149.0
0.0	3.5	3.5	3.6	3.6	3.6	3.7	3.7	3.7	3.8	3.8
30.0	3.5	3.5	3.5	3.6	3.6	3.6	3.7	3.7	3.7	3.8
60.0	3.5	3.5	3.5	3.6	3.6	3.7	3.7	3.7	3.8	3.8
90.0	3.5	3.6	3.6	3.6	3.7	3.7	3.7	3.8	3.8	3.8
120.0	3.5	3.5	3.5	3.6	3.6	3.6	3.7	3.7	3.7	3.8
150.0	3.5	3.5	3.5	3.5	3.6	3.6	3.6	3.7	3.7	3.7
180.0	3.3	3.3	3.3	3.4	3.4	3.5	3.5	3.5	3.5	3.6
210.0	3.3	3.3	3.3	3.4	3.4	3.4	3.5	3.5	3.6	3.6
240.0	3.3	3.3	3.4	3.4	3.4	3.5	3.5	3.5	3.6	3.6
270.0	3.4	3.4	3.4	3.5	3.5	3.5	3.6	3.6	3.6	3.7
300.0	3.3	3.3	3.4	3.4	3.4	3.5	3.5	3.5	3.6	3.6
330.0	3.3	3.3	3.3	3.4	3.4	3.4	3.5	3.5	3.5	3.6
360.0	3.5	3.5	3.6	3.6	3.6	3.7	3.7	3.7	3.8	3.8

Photometric Data Table [cd]

Cly	150.0	151.0	152.0	153.0	154.0	155.0	156.0	157.0	158.0	159.0
0.0	3.8	3.8	3.9	3.9	4.0	4.0	4.0	4.0	4.1	4.1
30.0	3.8	3.8	3.9	3.9	3.9	4.0	4.0	4.0	4.0	4.1
60.0	3.8	3.8	3.9	3.9	4.0	4.0	4.0	4.0	4.1	4.1
90.0	3.8	3.9	3.9	3.9	4.0	4.0	4.0	4.0	4.1	4.1
120.0	3.8	3.8	3.9	3.9	3.9	4.0	4.0	4.0	4.0	4.1
150.0	3.8	3.8	3.8	3.8	3.9	3.9	3.9	4.0	4.0	4.0
180.0	3.6	3.6	3.7	3.7	3.8	3.8	3.8	3.9	3.9	3.9
210.0	3.6	3.7	3.7	3.7	3.8	3.8	3.8	3.9	3.9	3.9
240.0	3.7	3.7	3.7	3.8	3.8	3.8	3.9	3.9	3.9	4.0
270.0	3.7	3.7	3.8	3.8	3.8	3.9	3.9	3.9	4.0	4.0
300.0	3.7	3.7	3.7	3.8	3.8	3.8	3.8	3.9	3.9	4.0
330.0	3.6	3.7	3.7	3.7	3.8	3.8	3.8	3.8	3.9	3.9
360.0	3.8	3.8	3.9	3.9	4.0	4.0	4.0	4.0	4.1	4.1

Cly	160.0	161.0	162.0	163.0	164.0	165.0	166.0	167.0	168.0	169.0
0.0	4.1	4.2	4.2	4.2	4.3	4.3	4.3	4.3	4.3	4.4
30.0	4.1	4.2	4.2	4.2	4.2	4.3	4.3	4.3	4.3	4.4
60.0	4.1	4.2	4.2	4.2	4.2	4.2	4.3	4.3	4.3	4.3
90.0	4.1	4.2	4.2	4.2	4.2	4.3	4.3	4.3	4.3	4.3
120.0	4.1	4.1	4.2	4.2	4.2	4.2	4.3	4.3	4.3	4.3
150.0	4.1	4.1	4.1	4.2	4.2	4.2	4.2	4.3	4.3	4.3
180.0	4.0	4.0	4.0	4.1	4.1	4.1	4.2	4.2	4.2	4.3
210.0	4.0	4.0	4.0	4.1	4.1	4.1	4.1	4.2	4.2	4.2
240.0	4.0	4.0	4.1	4.1	4.1	4.1	4.2	4.2	4.2	4.2
270.0	4.0	4.0	4.1	4.1	4.1	4.1	4.2	4.2	4.2	4.2
300.0	4.0	4.0	4.1	4.1	4.1	4.1	4.2	4.2	4.2	4.2
330.0	4.0	4.0	4.0	4.1	4.1	4.1	4.2	4.2	4.2	4.2
360.0	4.1	4.2	4.2	4.2	4.3	4.3	4.3	4.3	4.3	4.4

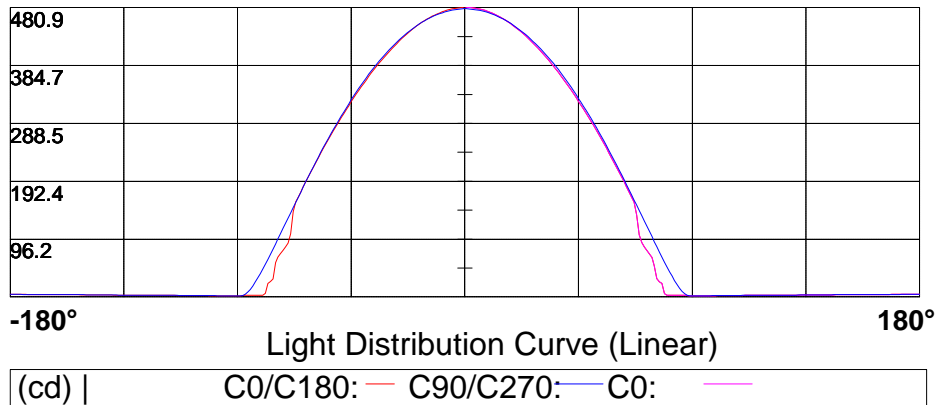
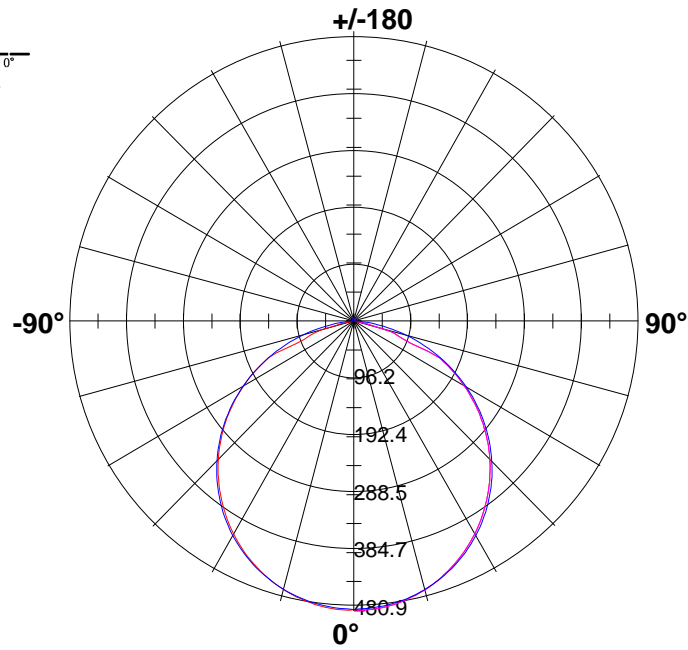
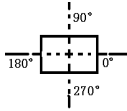
Cly	170.0	171.0	172.0	173.0	174.0	175.0	176.0	177.0	178.0	179.0
0.0	4.4	4.4	4.4	4.5	4.5	4.5	4.5	4.5	4.5	4.5
30.0	4.4	4.4	4.4	4.4	4.4	4.4	4.4	4.4	4.4	4.4
60.0	4.3	4.3	4.4	4.3	4.4	4.4	4.4	4.4	4.4	4.4
90.0	4.3	4.4	4.4	4.4	4.4	4.4	4.4	4.4	4.4	4.4
120.0	4.3	4.3	4.3	4.4	4.4	4.4	4.4	4.4	4.4	4.4
150.0	4.3	4.3	4.3	4.3	4.4	4.4	4.4	4.4	4.4	4.4
180.0	4.3	4.3	4.3	4.4	4.4	4.4	4.4	4.4	4.5	4.5
210.0	4.2	4.2	4.3	4.3	4.3	4.3	4.3	4.4	4.4	4.4
240.0	4.3	4.3	4.3	4.3	4.3	4.3	4.4	4.4	4.4	4.4
270.0	4.3	4.3	4.3	4.3	4.3	4.3	4.4	4.4	4.4	4.4
300.0	4.2	4.2	4.3	4.3	4.3	4.3	4.3	4.3	4.4	4.4
330.0	4.2	4.3	4.3	4.3	4.3	4.3	4.4	4.4	4.4	4.4
360.0	4.4	4.4	4.4	4.5	4.5	4.5	4.5	4.5	4.5	4.5

Photometric Data Table [cd]

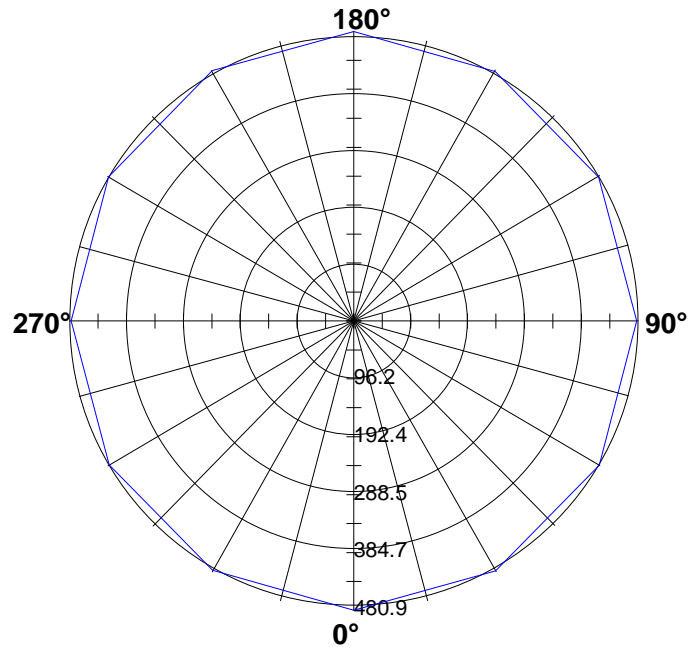
C_v	180.0
0.0	4.4
30.0	4.4
60.0	4.4
90.0	4.4
120.0	4.4
150.0	4.4
180.0	4.4
210.0	4.4
240.0	4.4
270.0	4.4
300.0	4.4
330.0	4.4
360.0	4.4

Light Distribution Curve [Unit: cd]

Luminaire



Max Plane Light Distribution Curve [Unit: cd]

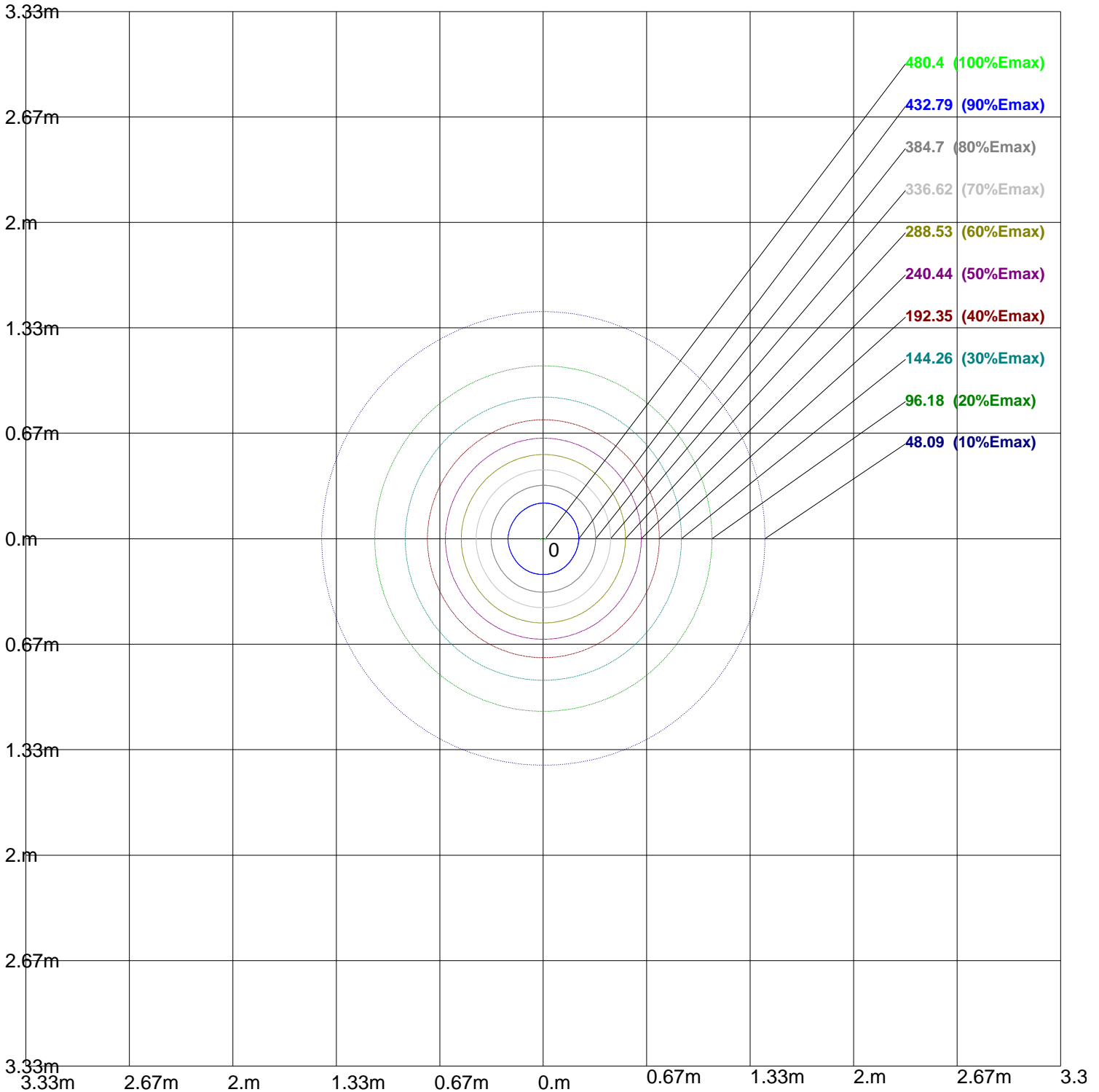


480.9							
384.7							
288.5							
192.4							
96.2							

-180° Light Distribution Curve (Linear) **180°**

(cd) | γ 1: —

Iso-Lux[lx]



Height: 1 m
Max Illuminance : 480.88lx

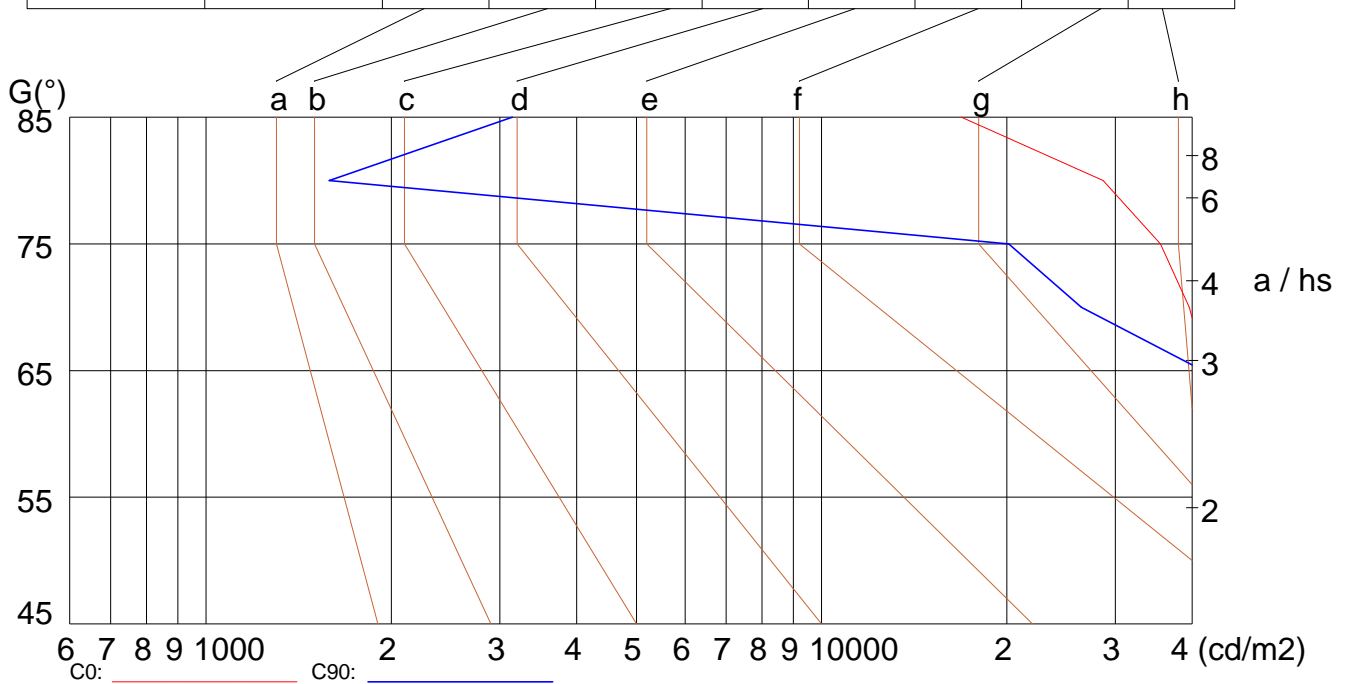
Luminance Limiting Curve

Diameter: 0mm
 Length: 1000mm
 Width: 10mm
 Height: .3mm

(cd/m²)

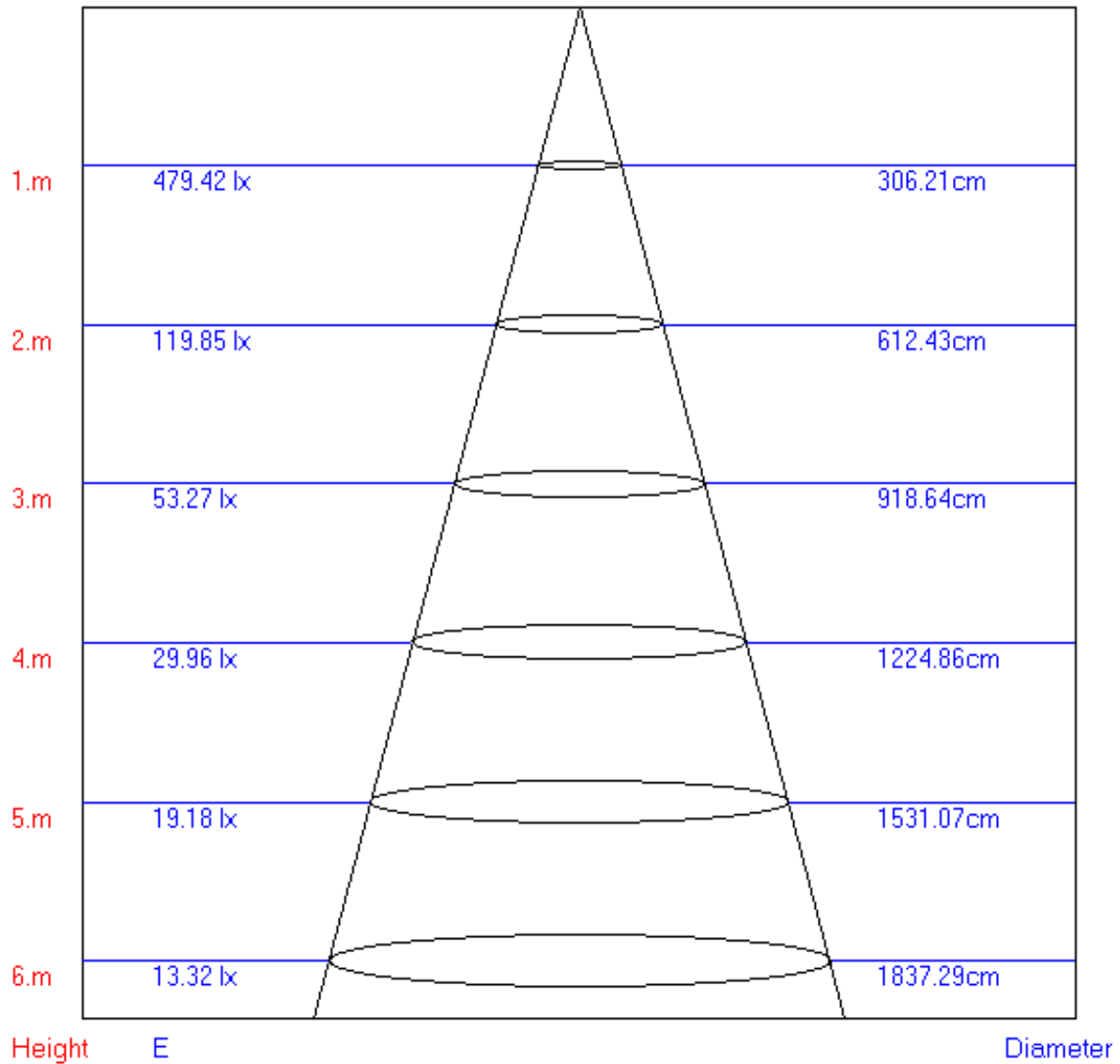
γ	45°	50°	55°	60°	65°	70°	75°	80°	85°
C0	46686	46074	45201	43962	42180	39559	35546	28690	16878
C90	46007	45357	44440	43170	41364	26440	20149	1584	3144

Glare	Quality	Service Values Illuminance (lx)							
1.15	A	2000	1000	500	≤300				
1.5	B		2000	1000	500	≤300			
1.85	C			2000	1000	500	≤300		
2.2	D				2000	1000	500	≤300	
2.55	E					2000	1000	500	≤300



Lum. Limiting Curve (C0/C90)

Lux-Distance Curve



Beam Angle:113.60°

Utilization Coefficient Table

RHOCC	80			70			50			30			10			0
RHOW	50	30	10	50	30	10	50	30	10	50	30	10	50	30	10	0
RCR	COEFFICIENTS OF UTILIZATION FOR RHOFC=20															
0	1.19	1.19	1.19	1.16	1.16	1.16	1.11	1.11	1.11	1.06	1.06	1.06	1.02	1.02	1.02	1.00
1	1.06	1.04	1.03	1.04	1.03	1.01	1.01	0.99	0.97	0.96	0.94	0.92	0.89	0.87	0.85	0.80
2	0.90	0.88	0.86	0.90	0.87	0.84	0.87	0.84	0.81	0.84	0.80	0.77	0.79	0.75	0.72	0.67
3	0.77	0.75	0.73	0.77	0.74	0.71	0.76	0.72	0.68	0.74	0.69	0.65	0.70	0.65	0.61	0.57
4	0.67	0.64	0.62	0.67	0.64	0.61	0.67	0.62	0.59	0.65	0.60	0.56	0.63	0.57	0.53	0.49
5	0.59	0.56	0.54	0.59	0.56	0.53	0.59	0.54	0.51	0.59	0.53	0.49	0.57	0.51	0.46	0.42
6	0.52	0.49	0.47	0.53	0.49	0.47	0.53	0.48	0.45	0.53	0.47	0.43	0.52	0.46	0.40	0.37
7	0.46	0.44	0.42	0.47	0.44	0.41	0.48	0.43	0.40	0.48	0.42	0.38	0.48	0.41	0.36	0.33
8	0.42	0.39	0.38	0.43	0.39	0.37	0.44	0.39	0.36	0.44	0.38	0.34	0.44	0.37	0.32	0.29
9	0.38	0.35	0.34	0.39	0.35	0.33	0.40	0.35	0.32	0.41	0.35	0.31	0.41	0.34	0.29	0.26
10	0.35	0.32	0.31	0.35	0.32	0.30	0.37	0.32	0.29	0.38	0.32	0.28	0.38	0.32	0.27	0.24

