


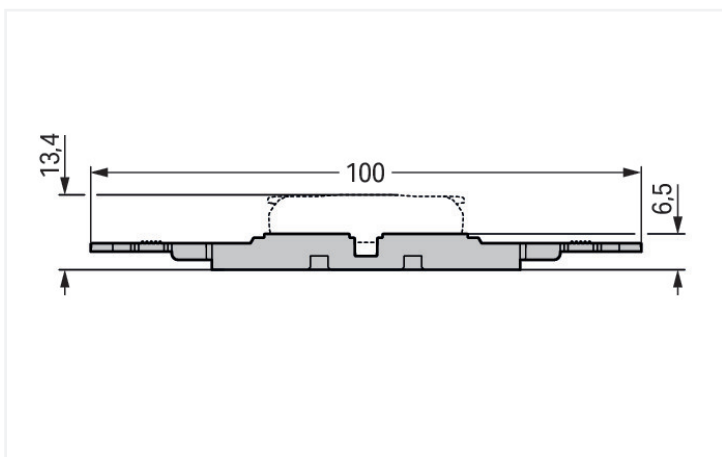

**Data Sheet | Item Number: 221-2501**

Mounting carrier with strain relief; 1-way; for inline splicing connector with lever; for screw mounting; gray

<https://www.wago.com/221-2501>



Color: ■ gray



### Physical data

|                         |                        |
|-------------------------|------------------------|
| Width                   | 11.8 mm / 0.465 inches |
| Height                  | 6.5 mm / 0.256 inches  |
| Height from the surface | 6.5 mm / 0.256 inches  |
| Depth                   | 100 mm / 3.937 inches  |

### Mechanical data

|               |             |
|---------------|-------------|
| Design        | 1x          |
| Mounting type | Screw mount |

### Material data

|                                    |  |
|------------------------------------|--|
| Note (material data)               | <a href="#">Information on material specifications can be found here</a> |
| Color                              | gray   |
| Material group                     | I  |
| Insulation material (main housing) | Polyamide (PA66)   |
| Flammability class per UL94        | V0   |
| Fire load                          | 0.067 MJ   |
| Weight                             | 2.2 g  |

### Commercial data

|                       |               |
|-----------------------|---------------|
| PU (SPU)              | 25 (5) pcs    |
| Packaging type        | Box           |
| Country of origin     | CN            |
| GTIN                  | 4066966119824 |
| Customs tariff number | 39269097900   |

### Product Classification

|           |                      |
|-----------|----------------------|
| UNSPSC    | 39121702             |
| ETIM 9.0  | EC002848             |
| ETIM 10.0 | EC002848             |
| ECCN      | NO US CLASSIFICATION |

### Environmental Product Compliance

|                        |                         |
|------------------------|-------------------------|
| RoHS Compliance Status | Compliant, No Exemption |
|------------------------|-------------------------|

### Downloads




#### Environmental Product Compliance

##### Compliance Search

Environmental Product  
Compliance 221-2501



## CAD/CAE-Data

| CAD data  | CAE data   |
|---|--|
| <a href="#">2D/3D Models 221-2501</a>  | <a href="#">EPLAN Data Portal 221-2501</a>  |
|   | <a href="#">ZUKEN Portal 221-2501</a>       |

## 1 Compatible Products

### 1.1 Optional Accessories

#### 1.1.1 Installation

##### 1.1.1.1 Mounting accessories



**Item No.: 209-119**  
Fixing screw; for 209-120 mounting carrier



**Item No.: 209-123**  
Mounting foot with screw; can be screwed on terminal blocks with fixing flange; 6.4 mm wide; gray



**Item No.: 209-120**  
Mounting foot; can be snapped on terminal blocks with snap-in mounting foot; for mounting on relay-modules; 6.4 mm wide; gray

#### 1.1.2 Marking


##### 1.1.2.1 Marking strip




**Item No.: 210-834**  
Marking strips; on reel; 5 mm wide; plain; Self-adhesive; white

## Installation Notes


### Installation



Place the inline splicing connector on the carrier in front of the mounting position.



Push the connector to the center position until it snaps into place.



Mounting carrier without strain relief – snapped onto DIN-rail



Various combinations of 1- to 5-connector mounting carriers are possible via side-by-side latching mechanism.

Subject to changes. Please also observe the further product documentation!

---

Current addresses can be found at: [www.wago.com](http://www.wago.com)