


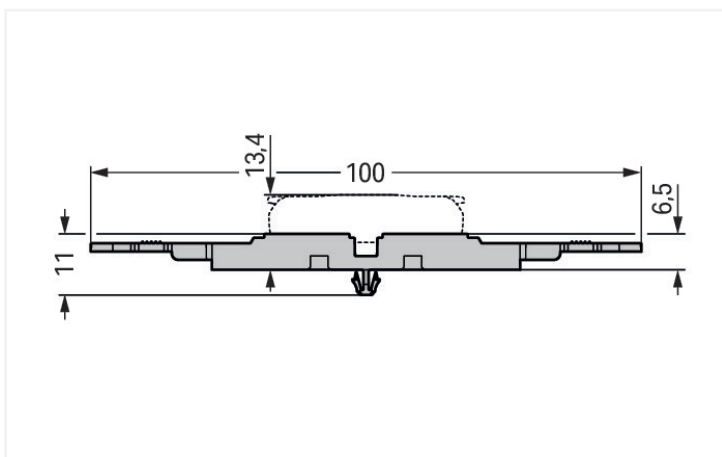

Data Sheet | Item Number: 221-2514

Mounting carrier with strain relief; 4-way; for inline splicing connector with lever;
with snap-in mounting foot; gray

<https://www.wago.com/221-2514>



Color: ■ gray



Physical data

Width	38.8 mm / 1.528 inches
Height	11.03 mm / 0.434 inches
Height from the surface	6.5 mm / 0.256 inches
Depth	100 mm / 3.937 inches
Drilled hole diameter for snap-in mounting foot with tolerance	3.5 mm

Mechanical data

Design	4x
Mounting type	Snap-in foot

Material data

Note (material data)	Information on material specifications can be found here
Color	gray
Material group	I
Insulation material (main housing)	Polyamide (PA66)
Flammability class per UL94	V0
Fire load	0.246 MJ
Weight	8.2 g

Commercial data

PU (SPU)	25 (5) pcs
Packaging type	Box
Country of origin	CN
GTIN	4066966119909
Customs tariff number	39269097900

Product Classification

UNSPSC	39121702
ETIM 9.0	EC002848
ETIM 10.0	EC002848
ECCN	NO US CLASSIFICATION

Environmental Product Compliance

RoHS Compliance Status	Compliant, No Exemption
------------------------	-------------------------

Downloads




Environmental Product Compliance

Compliance Search

Environmental Product
Compliance 221-2514



CAD/CAE-Data

CAD data	CAE data
2D/3D Models 221-2514 	EPLAN Data Portal 221-2514 
	ZUKEN Portal 221-2514 

1 Compatible Products

1.1 Optional Accessories

1.1.1 Installation

1.1.1.1 Mounting accessories



Item No.: 209-119

Fixing screw; for 209-120 mounting carrier

Item No.: 209-123

Mounting foot with screw; can be screwed on terminal blocks with fixing flange; 6.4 mm wide; gray

Item No.: 209-120

Mounting foot; can be snapped on terminal blocks with snap-in mounting foot; for mounting on relay-modules; 6.4 mm wide; gray

1.1.2 Marking

1.1.2.1 Marking strip




Item No.: 210-834


Marking strips; on reel; 5 mm wide; plain; Self-adhesive; white

Installation Notes

Installation



Place the inline splicing connector on the carrier in front of the mounting position.



Push the connector to the center position until it snaps into place.



Mounting carrier without strain relief – snapped onto DIN-rail



Various combinations of 1- to 5-connector mounting carriers are possible via side-by-side latching mechanism.

Subject to changes. Please also observe the further product documentation!

Current addresses can be found at: www.wago.com