

### Features

- Ceiling Recessed LED Linear luminaire (lay-in), with Louvre + MPO diffuser, Direct Light Distribution, Luminaire Dimensions: 595x595x52mm, Sylvania White body colour, IP20, IK07, Emergency 3 hours, Low LED flicker (+/-5%), Neutral White (4000K), LED Colour Temperature, 3527lm, 32W, 110lm/W, CRI>80, 3 SDCM (3-step MacAdam ellipse) LED Colour Consistency, UGR<15, Luminance at 65° < 3000 cd/m<sup>2</sup>, Lifespan: 96,000 hours L80B20, Glow Wire Test 850°C, Quick and easy electrical connection with direct access to push-connectors on top, 2 x metallic safety cables (1.5m) included, the luminaire can be covered with building insulation of Glass Wool type.

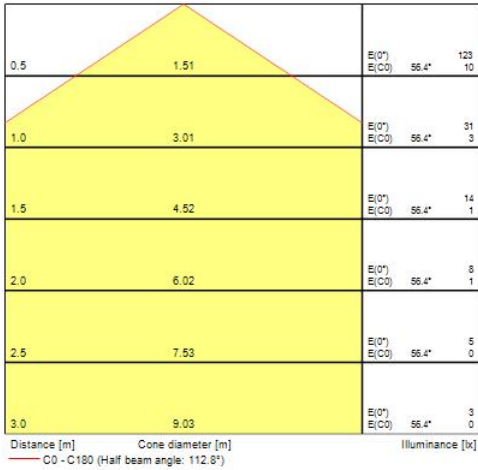
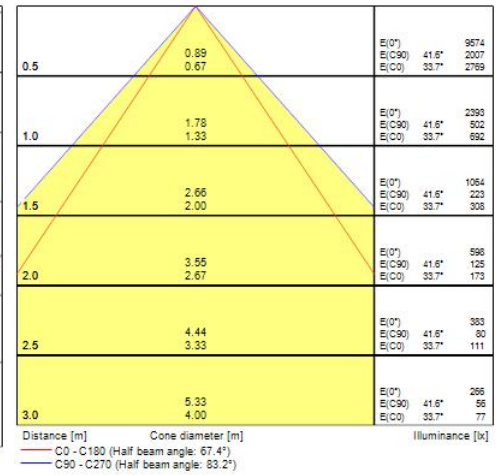
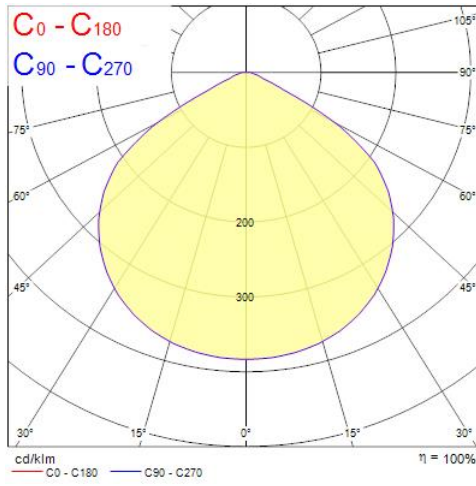
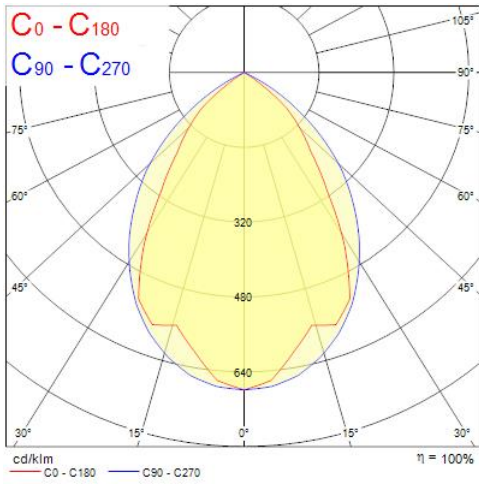
### Product Overview

<b>Product name</b>	RANA NEO 3500LM REC 600x600 840 CC EM 2L WHITE
<b>Technology</b>	LED (3 SDCM)
<b>Cap/Base</b>	N/A
<b>Housing</b>	Steel
<b>Mount</b>	Ceiling recessed mounting
<b>Fixture luminous flux (lm)</b>	3527
<b>Luminaire efficacy (lm/W)</b>	110
<b>Colour temperature (K)</b>	4000
<b>Light colour</b>	Neutral White
<b>CRI (Ra)</b>	80
<b>Colour Variation Initial (SDCM)</b>	3
<b>Glare control</b>	< 15
<b>Photobiological Risk Group</b>	RG0
<b>Luminous flux (emergency) (lm)</b>	80
<b>Total power consumption (W)</b>	32
<b>Electrical protection</b>	Class I

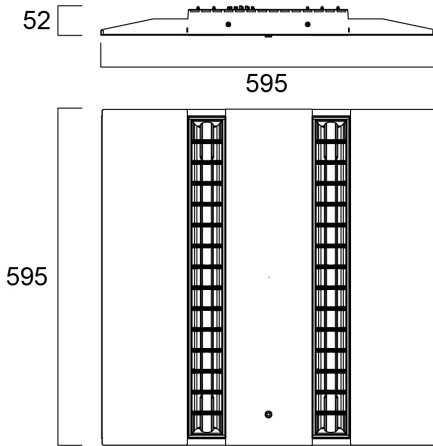
## RANA NEO 3500LM REC 600x600 840 CC EM 2L WHITE 0052583

Control gear type	LED driver constant current
LED Flickering Rate	Ultra low (5% or less)
Housing colour	RAL 9016 - Traffic white / Bezel
IP rating	IP20
IK rating	IK07
Product EAN number	5410288525839
Warranty	5 years

### Photometry



### Technical drawings



### Data table

#### GENERAL DATA

Product name	RANA NEO 3500LM REC 600x600 840 CC EM 2L WHITE
Technology	LED (3 SDCM)
Cap/Base	N/A
Housing	Steel
Mount	Ceiling recessed mounting
Performance ambient temperature Tq (°C)	25
Warranty	5 years

#### OPTICAL DATA

Fixture luminous flux (lm)	3527
Luminaire efficacy (lm/W)	110
Colour temperature (K)	4000
Light colour	Neutral White
CRI (Ra)	80

## RANA NEO 3500LM REC 600x600 840 CC EM 2L WHITE 0052583

Colour Variation Initial (SDCM)	3
Glare control	< 15
Photobiological Risk Group	RG0
Luminous flux (emergency) (lm)	80
Emergency duration (h)	3

### ELECTRICAL DATA

Total power consumption (W)	32
Primary Supply/Product voltage - min (V)	220
Lamp power factor	0.97
Electrical protection	Class I
Control gear required	No
Control gear type	LED driver constant current
Drive current (mA)	300
Inrush Current (A)	5.5
Inrush Duration (µs)	20
Glow Wire Test (°C)	850
Energy Efficiency Class (A->G) of contained light source	C
Nominal Frequency (Hz)	50/60Hz
LED Flickering Rate	Ultra low (5% or less)
Max. products per 10A C Breaker	41
Max. products per 20A B Breaker	82

### LIFETIME DATA

Lifespan L70 B50	100000
Lifespan L80 B20	96000

### PHYSICAL DATA

Housing colour	RAL 9016 - Traffic white / Bezel
IP rating	IP20
IK rating	IK07
Diffuser finish	Matt/satinized
Diffuser material	PC Polycarbonate

## RANA NEO 3500LM REC 600x600 840 CC EM 2L WHITE 0052583

Nominal Product Length (mm)	595
Nominal Product Width (mm)	595
Weight (kg)	4.5

### PACKAGING

Single packaging type	Carton
Product EAN number	5410288525839
Packaging single width (cm)	6.5
Packaging single depth (cm)	65.0
DUN14 (outer)	05410288525839
Packaging outer length / height (cm)	62.0

### SAFETY DATA

Special purpose lamp	No
Dry applications use only	No
Suitable for household illumination	No