


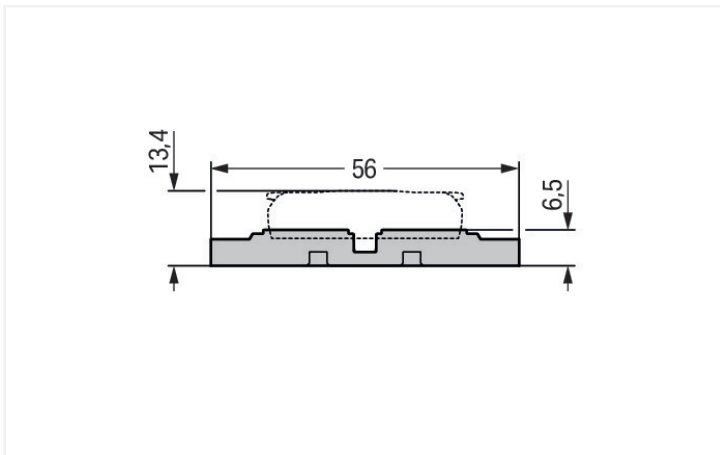


Data Sheet | Item Number: 221-2522

Mounting carrier; 2-way; for inline splicing connector with lever; for screw mounting; gray

<https://www.wago.com/221-2522>



Color: ■ gray



Physical data

| | |
|--|------------------------|
| Width | 20.8 mm / 0.819 inches |
| Height | 6.5 mm / 0.256 inches |
| Height from the surface | 6.5 mm / 0.256 inches |
| Depth | 56 mm / 2.205 inches |
| Drilled hole diameter for snap-in mounting foot with tolerance | 3.5 mm |

Mechanical data

| | |
|---------------|-------------|
| Design | 2x |
| Mounting type | Screw mount |

Material data

| | |
|------------------------------------|--|
| Note (material data) | Information on material specifications can be found here |
| Color | gray |
| Material group | I |
| Insulation material (main housing) | Polyamide (PA66) |
| Flammability class per UL94 | V0 |
| Fire load | 0.095 MJ |
| Weight | 3.2 g |

Commercial data

| | |
|-----------------------|---------------|
| PU (SPU) | 25 (5) pcs |
| Packaging type | Box |
| Country of origin | CN |
| GTIN | 4066966119930 |
| Customs tariff number | 39269097900 |

Product Classification

| | |
|-----------|----------------------|
| UNSPSC | 39121702 |
| ETIM 9.0 | EC002848 |
| ETIM 10.0 | EC002848 |
| ECCN | NO US CLASSIFICATION |

Environmental Product Compliance

| | |
|------------------------|-------------------------|
| RoHS Compliance Status | Compliant, No Exemption |
|------------------------|-------------------------|

Downloads




Environmental Product Compliance

Compliance Search

Environmental Product
Compliance 221-2522



CAD/CAE-Data

| CAD data | CAE data |
|---|--|
| 2D/3D Models 221-2522  | EPLAN Data Portal 221-2522  |
| | ZUKEN Portal 221-2522  |

1 Compatible Products

1.1 Optional Accessories

1.1.1 Installation

1.1.1.1 Mounting accessories



Item No.: 209-119
 Fixing screw; for 209-120 mounting carrier



Item No.: 209-123
 Mounting foot with screw; can be screwed on terminal blocks with fixing flange; 6.4 mm wide; gray



Item No.: 209-120
 Mounting foot; can be snapped on terminal blocks with snap-in mounting foot; for mounting on relay-modules; 6.4 mm wide; gray

1.1.2 Marking


1.1.2.1 Marking strip




Item No.: 210-834
 Marking strips; on reel; 5 mm wide; plain; Self-adhesive; white

Installation Notes


Installation



Place the inline splicing connector on the carrier in front of the mounting position.




Push the connector to the center position until it snaps into place.



Mounting carrier without strain relief – snapped onto DIN-rail

Strain relief



3-pole mounting carrier with strain relief



Various combinations of 1- to 5-connector mounting carriers are possible via side-by-side latching mechanism.