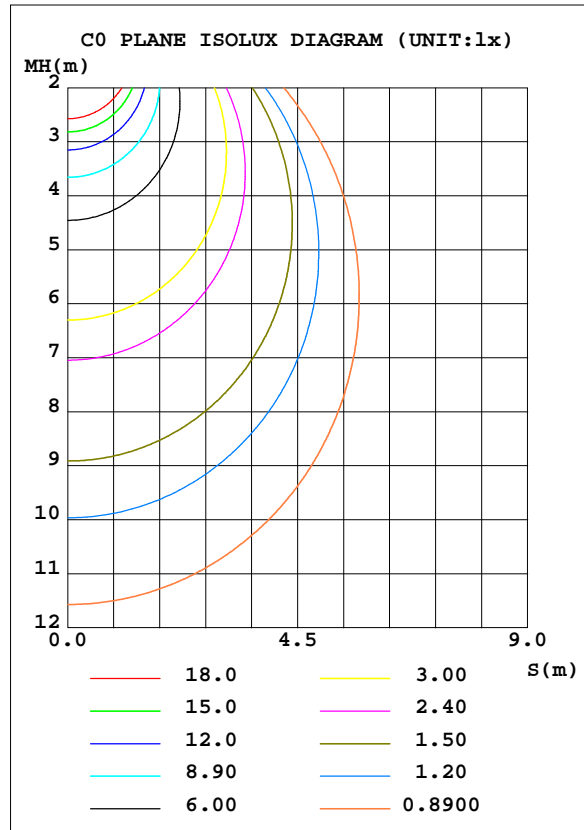
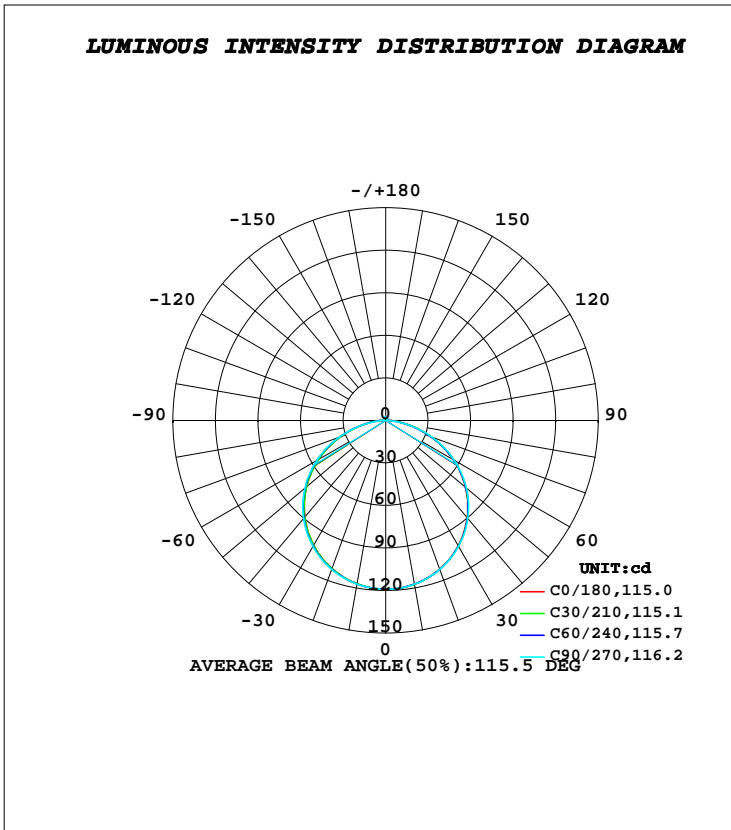


**LUMINAIRE PHOTOMETRIC TEST REPORT**

Test:U:24.000V I:0.1800A P:4.3000W PF:1.0000 Freq:0Hz Lamp Flux:362.975x1 lm		
NAME: 127-043	TYPE:LED	
MFR.: Tronix Lighting		

DATA OF LAMP		PHOTOMETRIC DATA			
MODEL		Imax(cd)	119.2	S/MH(C0/180)	1.28
NOMINAL POWER(W)	4.3	LOR(%)	100.0	S/MH(C90/270)	1.28
RATED VOLTAGE(V)	24	TOTAL FLUX(lm)	362.98	η UP, DN(C0-180)	1.4, 48.5
NOMINAL FLUX(lm)	362.975	CIE CLASS	DIRECT	η UP, DN(C180-360)	1.5, 48.7
LAMPS INSIDE	1	η up(%)	2.8	CIBSE SHR NOM	1.25
TEST VOLTAGE(V)	24	η down(%)	97.2	CIBSE SHR MAX	1.35



**C Range: 0 - 360DEG**  
**C Interval: 30.0DEG**  
**Test Speed: HIGH**  
**Temperature: 25.3DEG**  
**Operators: DAMIN**  
**Test Date: 2019-03-31**

**γ Range: 0 - 180DEG**  
**γ Interval: 1.0DEG**  
**Test System: EVERFINE GO-2000B\_V1 SYSTEM V2.0.406.11**  
**Humidity: 65.0%**  
**Test Distance: 8.000m [K=0.7063]**  
**Remarks:**

**ZONAL FLUX DIAGRAM**

**ZONAL FLUX DIAGRAM:**

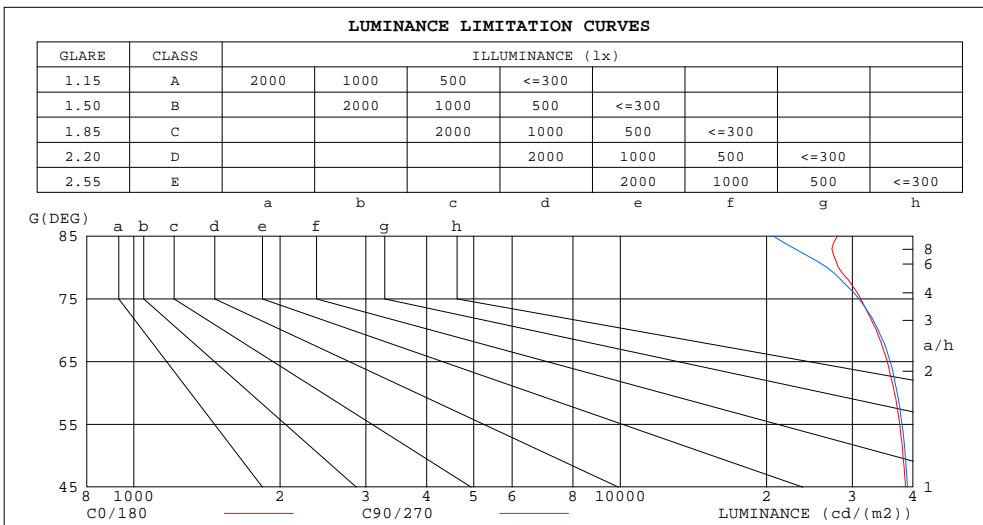
$\gamma$	C0	C45	C90	C135	C180	C225	C270	C315	$\gamma$	$\Phi$ zone	$\Phi$ total	%lum,lamp
10	117.2	117.3	117.3	117.1	117.0	117.0	117.2	117.4	0- 10	11.28	11.28	3.11,3.11
20	111.6	111.7	111.8	111.4	111.1	111.3	111.7	111.9	10- 20	32.42	43.70	12,12
30	102.2	102.5	102.7	102.1	101.6	102.0	102.6	102.8	20- 30	49.51	93.21	25.7,25.7
40	89.48	89.81	90.16	89.38	88.77	89.26	90.11	90.29	30- 40	60.32	153.5	42.3,42.3
50	73.54	73.87	74.35	73.48	73.05	73.53	74.46	74.71	40- 50	63.34	216.9	59.7,59.7
60	54.95	55.16	55.66	54.85	54.36	54.86	55.88	56.10	50- 60	57.94	274.8	75.7,75.7
70	34.49	34.44	34.82	34.24	34.06	34.39	35.29	35.64	60- 70	44.62	319.4	88,88
80	14.62	14.01	13.85	13.90	14.50	14.28	13.74	15.23	70- 80	25.60	345.0	95.1,95.1
90	2.877	2.028	0.7890	1.885	2.896	2.381	0.9218	2.551	80- 90	7.701	352.7	97.2,97.2
100	0.9290	0.9150	0.9316	0.9424	1.071	1.101	1.095	1.076	90-100	1.333	354.1	97.5,97.5
110	1.175	1.169	1.195	1.206	1.305	1.327	1.318	1.293	100-110	1.190	355.2	97.9,97.9
120	1.457	1.434	1.455	1.489	1.557	1.578	1.553	1.530	110-120	1.365	356.6	98.2,98.2
130	1.746	1.705	1.722	1.771	1.810	1.835	1.797	1.768	120-130	1.467	358.1	98.7,98.7
140	2.008	1.971	1.997	2.038	2.043	2.075	2.039	2.005	130-140	1.466	359.5	99.1,99.1
150	2.254	2.215	2.255	2.282	2.268	2.303	2.283	2.235	140-150	1.343	360.9	99.4,99.4
160	2.481	2.453	2.501	2.509	2.488	2.508	2.511	2.461	150-160	1.097	362.0	99.7,99.7
170	2.674	2.659	2.700	2.694	2.658	2.675	2.692	2.654	160-170	0.7299	362.7	99.9,99.9
180	2.746	2.745	2.777	2.760	2.747	2.746	2.779	2.759	170-180	0.2588	363.0	100,100
DEG	LUMINOUS INTENSITY:cd									UNIT:lm		

**C Range: 0 - 360DEG**  
**C Interval: 30.0DEG**  
**Test Speed: HIGH**  
**Temperature:25.3DEG**  
**Operators:DAMIN**  
**Test Date:2019-03-31**

**$\gamma$  Range: 0 - 180DEG**  
 **$\gamma$  Interval: 1.0DEG**  
**Test System:EVERFINE GO-2000B\_V1 SYSTEM V2.0.406.11**  
**Humidity:65.0%**  
**Test Distance:8.000m [K=0.7063]**  
**Remarks:**

**LUMINANCE LIMITATION CURVES**

Test:U:24.000V I:0.1800A P:4.3000W PF:1.0000 Freq:0Hz Lamp Flux:362.975x1 lm		
NAME: 127-014_043	TYPE:LED	
MFR.: Tronix Lighting		



LUMINANCE cd/(m2)		
G(DEG)	C0/180	C90/270
85	27984	20614
80	28068	26577
75	31220	30963
70	33614	33934
65	35418	35882
60	36633	37106
55	37541	37970
50	38137	38556
45	38601	38956

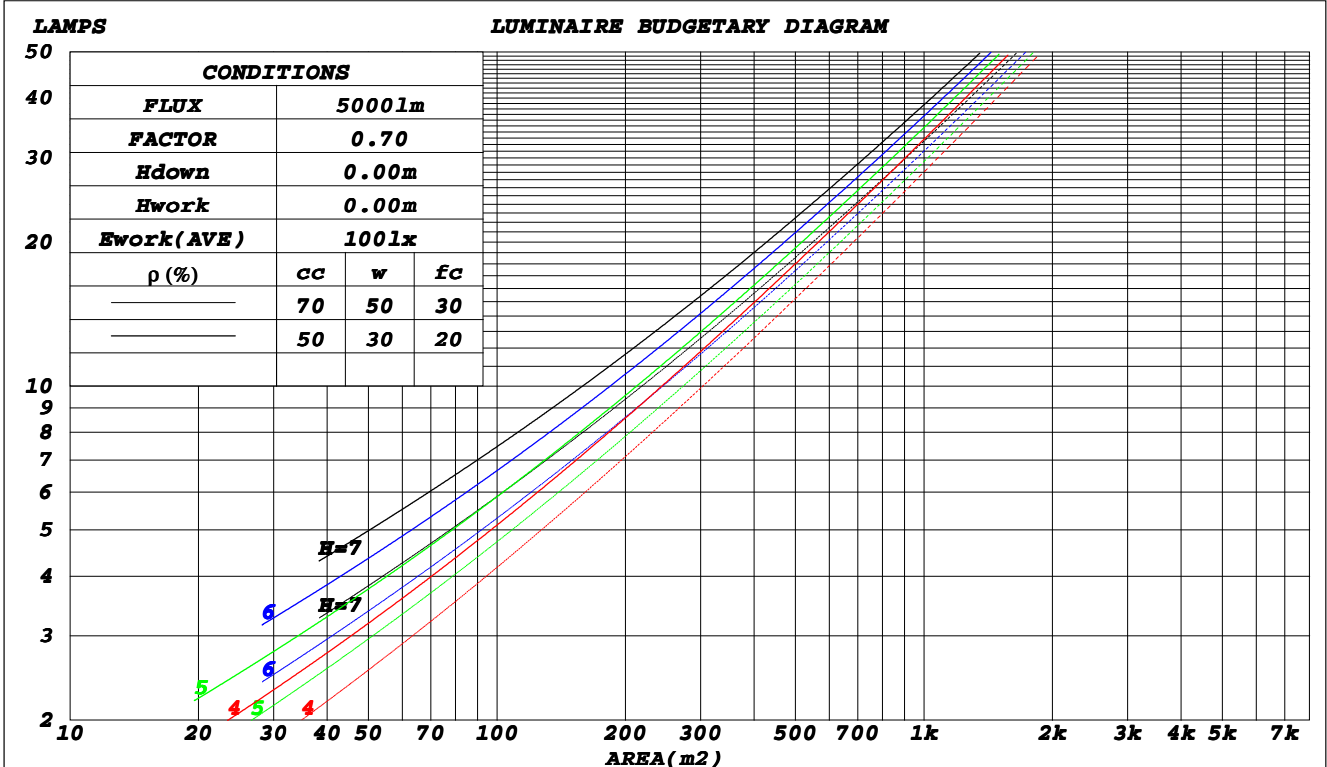
**C Range: 0 - 360DEG**  
**C Interval: 30.0DEG**  
**Test Speed: HIGH**  
**Temperature: 25.3DEG**  
**Operators: DAMIN**  
**Test Date: 2019-03-31**

**γ Range: 0 - 180DEG**  
**γ Interval: 1.0DEG**  
**Test System: EVERFINE GO-2000B\_V1 SYSTEM V2.0.406.11**  
**Humidity: 65.0%**  
**Test Distance: 8.000m [K=0.7063]**  
**Remarks:**

CU AND LUMINAIRE BUDGETARY ESTIMATE DIAGRAM

Test:U:24.000V I:0.1800A P:4.3000W PF:1.0000 Freq:0Hz Lamp Flux:362.975x1 lm		
NAME: 127-014_043	TYPE:LED	
MFR.: Tronix Lighting		

$\rho_{cc}$	80%			70%			50%			30%			10%			0
$\rho_w$	50%	30%	10%	50%	30%	10%	50%	30%	10%	50%	30%	10%	50%	30%	10%	0
$\rho_{fc}$	20%			20%			20%			20%			20%			0
<b>RCR</b>	<b>RCR:Room Cavity Ratio</b>						<b>Coefficients of Utilization(CU)</b>									
0.0	1.18	1.18	1.18	1.15	1.15	1.15	1.10	1.10	1.10	1.04	1.04	1.04	.99	.99	.99	.97
1.0	1.03	.99	.95	1.00	.96	.93	.96	.92	.89	.91	.89	.86	.87	.85	.83	.81
2.0	.89	.83	.77	.87	.81	.76	.83	.78	.73	.80	.75	.71	.76	.73	.69	.67
3.0	.78	.70	.64	.77	.69	.63	.73	.67	.61	.70	.65	.60	.67	.62	.58	.56
4.0	.69	.60	.54	.68	.59	.53	.65	.58	.52	.62	.56	.51	.60	.54	.50	.48
5.0	.62	.53	.46	.61	.52	.46	.58	.51	.45	.56	.49	.44	.54	.48	.43	.41
6.0	.56	.47	.40	.54	.46	.40	.52	.45	.39	.50	.44	.39	.49	.43	.38	.36
7.0	.50	.41	.35	.49	.41	.35	.48	.40	.35	.46	.39	.34	.44	.38	.34	.32
8.0	.46	.37	.31	.45	.37	.31	.43	.36	.31	.42	.35	.30	.41	.35	.30	.28
9.0	.42	.34	.28	.41	.33	.28	.40	.33	.28	.39	.32	.27	.37	.32	.27	.25
10.0	.39	.31	.25	.38	.30	.25	.37	.30	.25	.36	.29	.25	.35	.29	.25	.23



C Range: 0 - 360DEG  
 C Interval: 30.0DEG  
 Test Speed: HIGH  
 Temperature: 25.3DEG  
 Operators: DAMIN  
 Test Date: 2019-03-31

$\gamma$  Range: 0 - 180DEG  
 $\gamma$  Interval: 1.0DEG  
 Test System: EVERFINE GO-2000B\_V1 SYSTEM V2.0.406.11  
 Humidity: 65.0%  
 Test Distance: 8.000m [K=0.7063]  
 Remarks:

**WEC AND CCEC**

Test:U:24.000V I:0.1800A P:4.3000W PF:1.0000 Freq:0Hz Lamp Flux:362.975x1 lm		
NAME: 127-014_043	TYPE:LED	
MFR.: Tronix Lighting		

$\rho_{cc}$	80%			70%			50%			30%			10%			0
$\rho_w$	50%	30%	10%	50%	30%	10%	50%	30%	10%	50%	30%	10%	50%	30%	10%	0
$\rho_{fc}$	20%			20%			20%			20%			20%			0
<b>RCR</b>	<b>RCR:Room Cavity Ratio</b>						<b>Wall Exitance Coefficients(WEC)</b>									
0.0																
1.0	.314	.179	.057	.306	.175	.055	.291	.167	.053	.278	.160	.051	.265	.154	.050	
2.0	.294	.161	.049	.287	.158	.049	.274	.152	.047	.262	.147	.046	.251	.142	.045	
3.0	.272	.145	.043	.266	.142	.043	.254	.138	.042	.243	.133	.041	.233	.129	.040	
4.0	.250	.130	.038	.245	.128	.038	.234	.124	.037	.225	.121	.036	.216	.117	.036	
5.0	.231	.118	.034	.226	.116	.034	.217	.113	.033	.208	.110	.033	.200	.107	.032	
6.0	.214	.107	.031	.210	.106	.031	.202	.103	.030	.194	.101	.030	.186	.098	.029	
7.0	.199	.099	.028	.195	.097	.028	.188	.095	.027	.181	.093	.027	.174	.090	.027	
8.0	.186	.091	.026	.183	.090	.025	.176	.088	.025	.169	.086	.025	.163	.084	.024	
9.0	.174	.084	.024	.171	.083	.023	.165	.082	.023	.159	.080	.023	.154	.078	.023	
10.0	.164	.079	.022	.161	.078	.022	.155	.076	.021	.150	.074	.021	.145	.073	.021	

$\rho_{cc}$	80%			70%			50%			30%			10%			0
$\rho_w$	50%	30%	10%	50%	30%	10%	50%	30%	10%	50%	30%	10%	50%	30%	10%	0
$\rho_{fc}$	20%			20%			20%			20%			20%			0
<b>RCR</b>	<b>RCR:Room Cavity Ratio</b>						<b>Ceiling Cavity Exitance Coefficients(CCEC)</b>									
0.0																
1.0	.212	.212	.212	.181	.181	.181	.124	.124	.124	.071	.071	.071	.023	.023	.023	
2.0	.194	.154	.120	.167	.132	.103	.114	.092	.072	.066	.053	.042	.021	.017	.014	
3.0	.187	.136	.096	.160	.118	.083	.110	.082	.058	.063	.048	.034	.020	.015	.011	
4.0	.179	.123	.080	.154	.106	.070	.106	.074	.049	.061	.043	.029	.020	.014	.010	
5.0	.172	.113	.069	.148	.098	.060	.102	.068	.042	.059	.040	.025	.019	.013	.008	
6.0	.165	.104	.061	.142	.090	.053	.098	.063	.038	.057	.037	.022	.018	.012	.007	
7.0	.158	.098	.055	.136	.085	.048	.094	.059	.034	.055	.035	.020	.018	.011	.007	
8.0	.151	.092	.051	.130	.080	.044	.090	.056	.032	.052	.033	.019	.017	.011	.006	
9.0	.145	.087	.047	.125	.075	.041	.087	.053	.029	.051	.031	.018	.016	.010	.006	
10.0	.140	.083	.045	.120	.072	.039	.084	.051	.028	.049	.030	.017	.016	.010	.005	

C Range: 0 - 360DEG  
 C Interval: 30.0DEG  
 Test Speed: HIGH  
 Temperature:25.3DEG  
 Operators:DAMIN  
 Test Date:2019-03-31

$\gamma$  Range: 0 - 180DEG  
 $\gamma$  Interval: 1.0DEG  
 Test System:EVERFINE GO-2000B\_V1 SYSTEM V2.0.406.11  
 Humidity:65.0%  
 Test Distance:8.000m [K=0.7063]  
 Remarks:

**UGR(Unified Glare Rating) Table**

Test:U:24.000V I:0.1800A P:4.3000W PF:1.0000 Freq:0Hz Lamp Flux:362.975x1 lm		
NAME: 127-014_043	TYPE:LED	
MFR.: Tronix Lighting		

ceiling/cavity	0.7	0.7	0.5	0.5	0.3	0.7	0.7	0.5	0.5	0.3
walls	0.5	0.3	0.5	0.3	0.3	0.5	0.3	0.5	0.3	0.3
working plane	0.2	0.2	0.2	0.2	0.2	0.2	0.2	0.2	0.2	0.2
Room dimensions	Viewed crosswise					Viewed endwise				
<b>x = 2H y = 2H</b>	25.4	26.9	25.7	27.1	27.4	25.4	26.9	25.7	27.1	27.4
3H	26.9	28.3	27.2	28.6	28.9	26.9	28.3	27.3	28.6	28.9
4H	27.5	28.8	27.9	29.1	29.4	27.5	28.8	27.9	29.1	29.5
6H	27.9	29.2	28.3	29.5	29.8	27.9	29.1	28.3	29.5	29.8
8H	28.1	29.3	28.5	29.6	30.0	28.0	29.2	28.4	29.5	29.9
12H	28.2	29.3	28.6	29.7	30.0	28.1	29.2	28.5	29.6	29.9
<b>4H 2H</b>	26.0	27.3	26.3	27.6	27.9	26.0	27.3	26.4	27.6	27.9
3H	27.7	28.8	28.1	29.2	29.5	27.7	28.9	28.1	29.2	29.6
4H	28.4	29.5	28.8	29.8	30.2	28.4	29.5	28.8	29.8	30.2
6H	29.0	29.9	29.4	30.3	30.7	28.9	29.8	29.4	30.3	30.7
8H	29.2	30.0	29.6	30.4	30.9	29.1	29.9	29.5	30.4	30.8
12H	29.3	30.1	29.8	30.6	31.0	29.2	30.0	29.6	30.4	30.9
<b>8H 4H</b>	28.7	29.5	29.1	29.9	30.4	28.7	29.5	29.1	29.9	30.4
6H	29.4	30.1	29.9	30.5	31.0	29.3	30.0	29.8	30.5	31.0
8H	29.6	30.3	30.2	30.8	31.3	29.5	30.2	30.0	30.6	31.2
12H	29.9	30.4	30.4	30.9	31.5	29.7	30.2	30.2	30.7	31.3
<b>12H 4H</b>	28.7	29.5	29.1	29.9	30.4	28.7	29.5	29.1	29.9	30.4
6H	29.4	30.0	29.9	30.5	31.0	29.4	30.0	29.9	30.5	31.0
8H	29.7	30.3	30.3	30.8	31.3	29.6	30.2	30.1	30.7	31.2
<b>Variations with the observer position at spacings:</b>										
<b>S = 1.0H</b>	+ 0.1 / - 0.2					+ 0.1 / - 0.2				
1.5H	+ 0.2 / - 0.3					+ 0.2 / - 0.3				
2.0H	+ 0.2 / - 0.3					+ 0.2 / - 0.3				

CIE Pub.117, 363.0 lm Total Lamp Luminous Flux Corrected (8log(F/F0) = -3.5)

C Range: 0 - 360DEG  
 C Interval: 30.0DEG  
 Test Speed: HIGH  
 Temperature:25.3DEG  
 Operators:DAMIN  
 Test Date:2019-03-31

γ Range: 0 - 180DEG  
 γ Interval: 1.0DEG  
 Test System:EVERFINE GO-2000B\_V1 SYSTEM V2.0.406.11  
 Humidity:65.0%  
 Test Distance:8.000m [K=0.7063]  
 Remarks:

**UTILIZATION FACTORS TABLE**

Test:U:24.000V I:0.1800A P:4.3000W PF:1.0000 Freq:0Hz Lamp Flux:362.975x1 lm		
NAME: 127-014_043	TYPE:LED	
MFR.: Tronix Lighting		

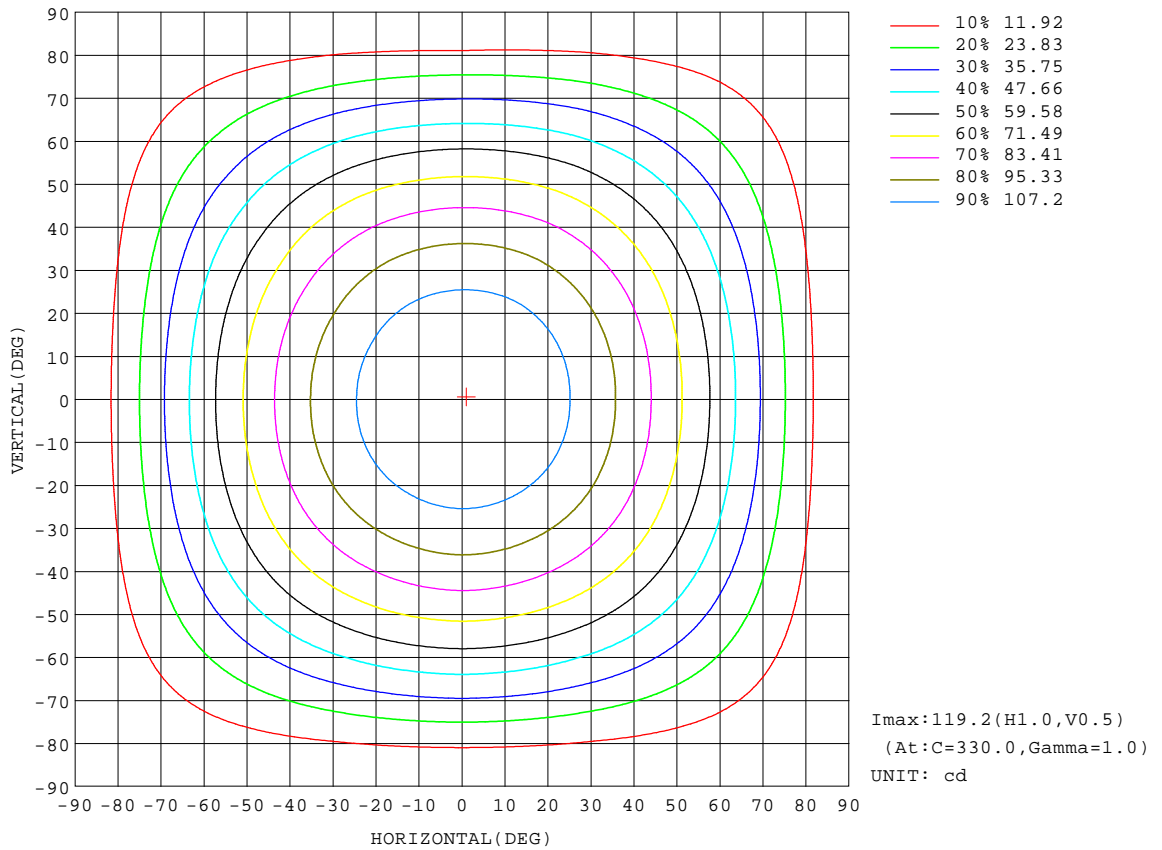
REFLECTANCE										
<b>Ceiling</b>	0.8	0.8	0.8	0.7	0.7	0.7	0.5	0.5	0.5	0
<b>Walls</b>	0.7	0.5	0.3	0.7	0.5	0.3	0.7	0.5	0.3	0
<b>Working plane</b>	0.2	0.2	0.2	0.2	0.2	0.2	0.2	0.2	0.2	0
<b>ROOM INDEX</b>	<b>UTILIZATION FACTORS(PERCENT) <math>k(RI) \times RCR = 5</math></b>									
<b>k = 0.60</b>	56	44	37	55	44	37	54	43	37	30
<b>0.80</b>	66	54	47	65	54	47	63	53	46	39
<b>1.00</b>	75	63	56	73	63	55	71	64	55	47
<b>1.25</b>	82	71	64	80	70	63	77	68	62	54
<b>1.50</b>	87	77	69	85	76	69	81	73	68	59
<b>2.00</b>	94	85	78	92	83	77	88	81	76	67
<b>2.50</b>	98	90	83	95	88	82	91	85	80	71
<b>3.00</b>	101	94	88	99	92	87	94	89	85	75
<b>4.00</b>	105	99	94	103	97	93	98	93	90	80
<b>5.00</b>	108	103	98	105	100	97	100	96	93	83
<b>ROOM INDEX</b>	<b>UF(total)</b>									<b>Direct</b>
<b>According to DIN EN 13032-2 2004</b>			<b>Suspended</b>				<b>SHRNOM = 1.25</b>			

**C Range: 0 - 360DEG**  
**C Interval: 30.0DEG**  
**Test Speed: HIGH**  
**Temperature:25.3DEG**  
**Operators:DAMIN**  
**Test Date:2019-03-31**

**$\gamma$  Range: 0 - 180DEG**  
 **$\gamma$  Interval: 1.0DEG**  
**Test System:EVERFINE GO-2000B\_V1 SYSTEM V2.0.406.11**  
**Humidity:65.0%**  
**Test Distance:8.000m [K=0.7063]**  
**Remarks:**

**ISOCANDELA DIAGRAM**

Test:U:24.000V I:0.1800A P:4.3000W PF:1.0000 Freq:0Hz Lamp Flux:362.975x1 lm		
NAME: 127-014_043	TYPE:LED	
MFR.: Tronix Lighting		



**C Range: 0 - 360DEG**  
**C Interval: 30.0DEG**  
**Test Speed: HIGH**  
**Temperature: 25.3DEG**  
**Operators: DAMIN**  
**Test Date: 2019-03-31**


**γ Range: 0 - 180DEG**  
**γ Interval: 1.0DEG**  
**Test System: EVERFINE GO-2000B\_V1 SYSTEM V2.0.406.11**  
**Humidity: 65.0%**  
**Test Distance: 8.000m [K=0.7063]**  
**Remarks:**



**AAI Figure**

Test:U:24.000V I:0.1800A P:4.3000W PF:1.0000 Freq:0Hz Lamp Flux:362.975x1 lm		
NAME: 127-014_043	TYPE:LED	
MFR.: Tronix Lighting		

**Flux out:264.1 lm**



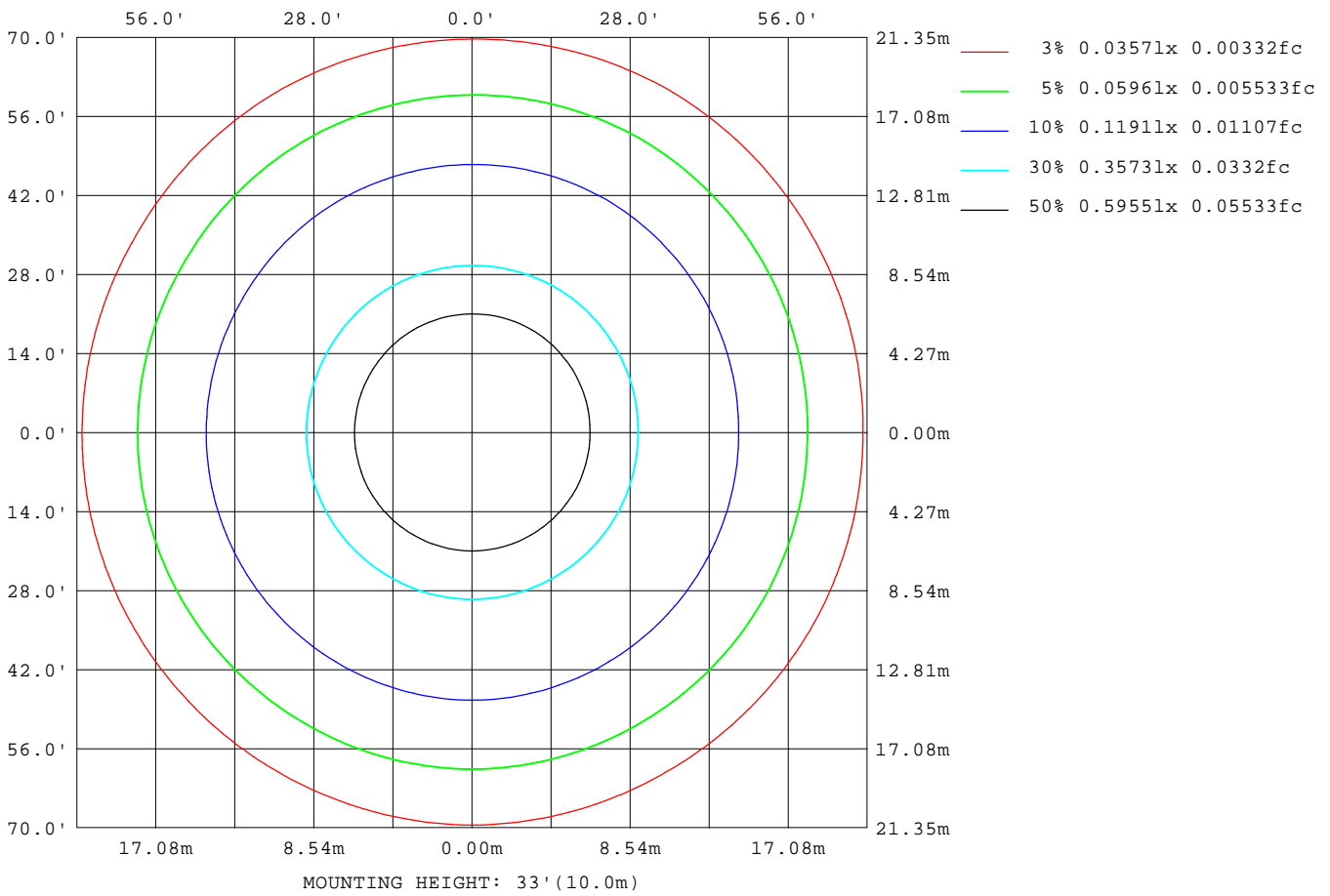
Note: The Curves indicate the illuminated area and the average illumination when the luminaire is at different distance.

**C Range: 0 - 360DEG**  
**C Interval: 30.0DEG**  
**Test Speed: HIGH**  
**Temperature: 25.3DEG**  
**Operators: DAMIN**  
**Test Date: 2019-03-31**

**γ Range: 0 - 180DEG**  
**γ Interval: 1.0DEG**  
**Test System: EVERFINE GO-2000B\_V1 SYSTEM V2.0.406.11**  
**Humidity: 65.0%**  
**Test Distance: 8.000m [K=0.7063]**  
**Remarks:**

**ISOLUX DIAGRAM**

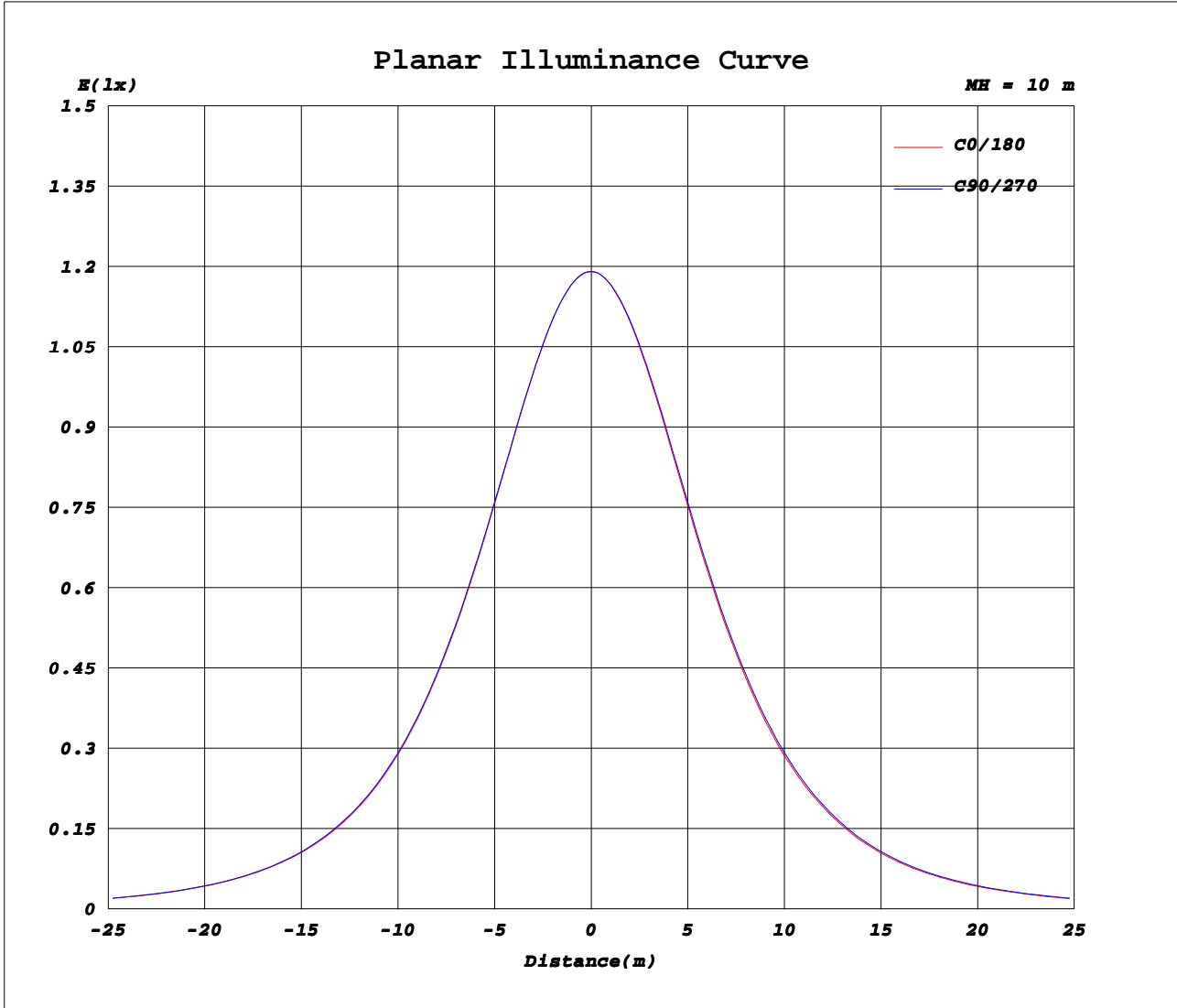
Test:U:24.000V I:0.1800A P:4.3000W PF:1.0000 Freq:0Hz Lamp Flux:362.975x1 lm		
NAME: 127-014_043	TYPE:LED	
MFR.: Tronix Lighting		



**C Range: 0 - 360DEG**  
**C Interval: 30.0DEG**  
**Test Speed: HIGH**  
**Temperature: 25.3DEG**  
**Operators: DAMIN**  
**Test Date: 2019-03-31**

**γ Range: 0 - 180DEG**  
**γ Interval: 1.0DEG**  
**Test System: EVERFINE GO-2000B\_V1 SYSTEM V2.0.406.11**  
**Humidity: 65.0%**  
**Test Distance: 8.000m [K=0.7063]**  
**Remarks:**

**Planar Illuminance Curve**



**C Range: 0 - 360DEG**  
**C Interval: 30.0DEG**  
**Test Speed: HIGH**  
**Temperature: 25.3DEG**  
**Operators: DAMIN**  
**Test Date: 2019-03-31**

**γ Range: 0 - 180DEG**  
**γ Interval: 1.0DEG**  
**Test System: EVERFINE GO-2000B\_V1 SYSTEM V2.0.406.11**  
**Humidity: 65.0%**  
**Test Distance: 8.000m [K=0.7063]**  
**Remarks:**

**LUMINOUS DISTRIBUTION INTENSITY DATA**

Test:U:24.000V I:0.1800A P:4.3000W PF:1.0000 Freq:0Hz Lamp Flux:362.975x1 lm		
NAME: 127-014_043	TYPE:LED	
MFR.: Tronix Lighting		

Table--1

UNIT: cd

C (DEG) \ γ (DEG)	0	30	60	90	120	150	180	210	240	270	300	330							
0	119	119	119	119	119	119	119	119	119	119	119	119							
5	119	119	119	119	119	119	119	118	119	119	119	119							
10	117	117	117	117	117	117	117	117	117	117	117	117							
15	115	115	115	115	115	115	115	114	115	115	115	115							
20	112	112	112	112	111	111	111	111	111	112	112	112							
25	107	108	108	108	107	107	107	107	107	108	108	108							
30	102	102	103	103	102	102	102	102	102	103	103	103							
35	96.3	96.6	96.6	96.9	96.3	96.0	95.6	95.6	96.5	96.8	97.2	96.8							
40	89.5	89.8	89.8	90.2	89.5	89.2	88.8	88.8	89.7	90.1	90.5	90.0							
45	81.9	82.2	82.2	82.6	82.0	81.6	81.2	81.2	82.3	82.7	83.2	82.5							
50	73.5	73.9	73.9	74.3	73.7	73.3	73.1	72.9	74.2	74.5	75.1	74.3							
55	64.6	64.8	64.9	65.3	64.7	64.3	63.9	63.9	65.0	65.5	66.1	65.3							
60	54.9	55.2	55.1	55.7	55.0	54.7	54.4	54.2	55.5	55.9	56.5	55.7							
65	44.9	45.1	44.9	45.5	44.8	44.7	44.5	44.3	45.5	45.9	46.6	45.7							
70	34.5	34.6	34.3	34.8	34.2	34.2	34.1	33.9	34.9	35.3	36.0	35.3							
75	24.2	24.1	23.7	24.0	23.7	23.9	23.8	23.6	24.3	24.6	25.3	24.9							
80	14.6	14.5	13.5	13.8	13.5	14.3	14.5	14.2	14.4	13.7	15.2	15.2							
85	7.32	6.81	5.72	5.39	5.60	6.66	7.20	6.84	6.42	5.43	6.89	7.39							
90	2.88	2.45	1.61	0.79	1.47	2.30	2.90	2.64	2.13	0.92	2.14	2.96							
95	1.25	1.10	0.85	0.81	0.84	1.00	1.31	1.24	1.06	1.00	1.06	1.30							
100	0.93	0.91	0.92	0.93	0.94	0.95	1.07	1.10	1.10	1.10	1.08	1.07							
105	1.04	1.04	1.04	1.06	1.07	1.07	1.18	1.21	1.21	1.21	1.19	1.18							
110	1.17	1.17	1.17	1.19	1.20	1.21	1.31	1.33	1.33	1.32	1.30	1.29							
115	1.31	1.30	1.30	1.32	1.34	1.35	1.43	1.46	1.45	1.43	1.41	1.41							
120	1.46	1.44	1.43	1.45	1.48	1.49	1.56	1.58	1.58	1.55	1.53	1.53							
125	1.60	1.57	1.56	1.59	1.62	1.64	1.68	1.71	1.70	1.67	1.65	1.65							
130	1.75	1.71	1.70	1.72	1.76	1.78	1.81	1.84	1.83	1.80	1.76	1.77							
135	1.88	1.85	1.83	1.86	1.90	1.91	1.93	1.96	1.95	1.92	1.88	1.89							
140	2.01	1.98	1.96	2.00	2.03	2.05	2.04	2.08	2.07	2.04	2.00	2.01							
145	2.13	2.10	2.09	2.13	2.16	2.17	2.15	2.19	2.19	2.16	2.12	2.12							
150	2.25	2.22	2.21	2.25	2.28	2.28	2.27	2.30	2.31	2.28	2.24	2.23							
155	2.37	2.34	2.34	2.38	2.40	2.40	2.38	2.40	2.42	2.40	2.36	2.34							
160	2.48	2.45	2.46	2.50	2.51	2.51	2.49	2.50	2.52	2.51	2.47	2.45							
165	2.59	2.56	2.57	2.60	2.62	2.60	2.58	2.59	2.61	2.61	2.58	2.55							
170	2.67	2.65	2.67	2.70	2.70	2.69	2.66	2.66	2.69	2.69	2.67	2.64							
175	2.73	2.71	2.74	2.76	2.76	2.74	2.70	2.70	2.73	2.74	2.73	2.69							
180	2.75	2.73	2.76	2.78	2.78	2.74	2.75	2.73	2.76	2.78	2.77	2.75							

**C Range: 0 - 360DEG**  
**C Interval: 30.0DEG**  
**Test Speed: HIGH**  
**Temperature: 25.3DEG**  
**Operators: DAMIN**  
**Test Date: 2019-03-31**

**γ Range: 0 - 180DEG**  
**γ Interval: 1.0DEG**  
**Test System: EVERFINE GO-2000B\_V1 SYSTEM V2.0.406.11**  
**Humidity: 65.0%**  
**Test Distance: 8.000m [K=0.7063]**  
**Remarks:**