

Luminaire Property

Luminaire:

Report NO.:

Test NO.:

Lamp: 127-008

Sum Lumens: 461.55 lm

Number of Lamps: 1

Diameter: 0mm

Length: 1000mm

Photometric Type: Type C

Voltage: 24.0 V

Current: 0.1958 A

Power: 4.7 W

Power Factor: 1.000

Ballast Type:

Width: 8mm

Height: .3mm

Remark:

Photometric Results

Lumens: 461.55 lm

Efficiency: 100%

Central Intensity: 161.92cd

Maximum Intensity: 162.41cd

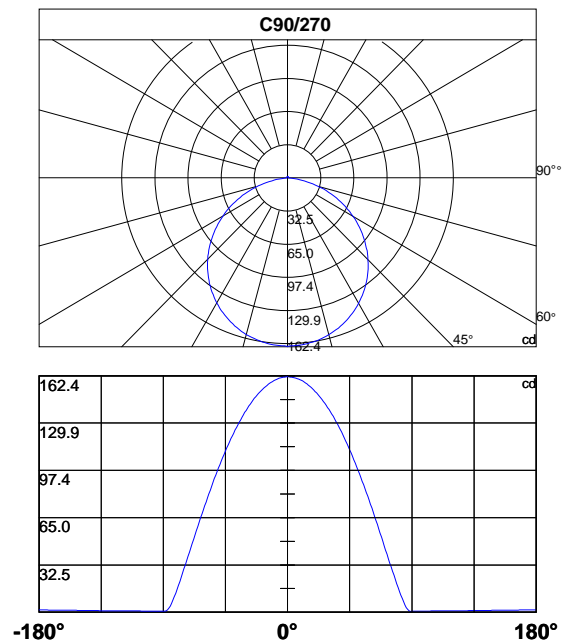
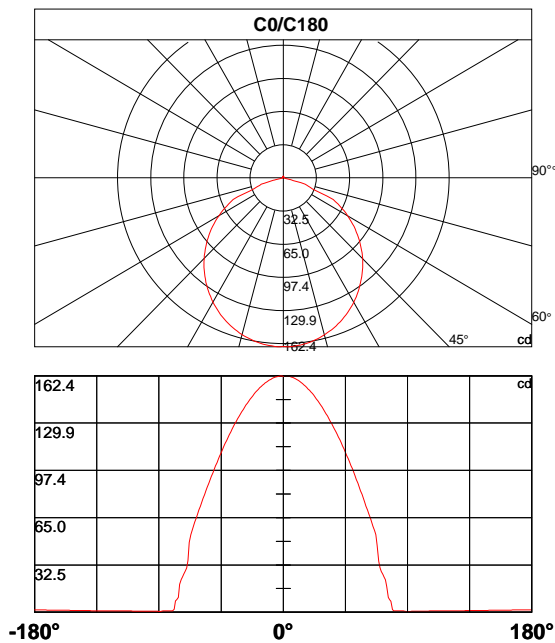
Beam Angle(10%): Left: -76.3 Right:74.2

Angle of maximum intensity: C:0.0 G:1.0

Half Peak Side Angle(50%): Left: -57.8 Right:55.9

Up Flux Rate: 1.33%

Down Flux Rate: 98.67%



Photometric Data Table [cd]

Cly	0.0	1.0	2.0	3.0	4.0	5.0	6.0	7.0	8.0	9.0
0.0	161.9	162.4	162.4	162.2	162.0	161.8	161.5	161.2	160.7	160.3
30.0	161.9	162.1	162.0	161.9	161.8	161.5	161.3	160.9	160.5	160.1
60.0	161.9	161.8	161.8	161.6	161.5	161.3	161.0	160.6	160.3	159.8
90.0	161.9	161.6	161.6	161.4	161.3	161.1	160.8	160.4	160.1	159.7
120.0	161.9	161.4	161.3	161.2	161.0	160.7	160.4	160.1	159.6	159.2
150.0	161.9	161.5	161.4	161.2	161.1	160.8	160.5	160.1	159.7	159.2
180.0	161.9	162.4	162.3	162.1	161.9	161.6	161.3	160.9	160.5	160.0
210.0	161.9	162.0	161.9	161.7	161.5	161.2	160.9	160.5	160.1	159.6
240.0	161.9	161.8	161.7	161.6	161.4	161.2	160.9	160.5	160.1	159.7
270.0	161.9	161.6	161.5	161.4	161.2	161.0	160.7	160.3	159.9	159.5
300.0	161.9	161.5	161.4	161.3	161.1	160.9	160.6	160.3	159.9	159.5
330.0	161.9	161.5	161.4	161.3	161.1	160.9	160.6	160.3	159.9	159.4
360.0	161.9	162.4	162.4	162.2	162.0	161.8	161.5	161.2	160.7	160.3

Cly	10.0	11.0	12.0	13.0	14.0	15.0	16.0	17.0	18.0	19.0
0.0	159.7	159.1	158.5	157.8	157.0	156.2	155.3	154.4	153.4	152.4
30.0	159.6	159.0	158.4	157.8	157.0	156.3	155.4	154.5	153.6	152.6
60.0	159.3	158.8	158.2	157.6	156.8	156.1	155.3	154.4	153.5	152.6
90.0	159.2	158.7	158.1	157.4	156.8	156.1	155.3	154.4	153.6	152.6
120.0	158.7	158.1	157.5	156.8	156.1	155.3	154.5	153.6	152.7	151.7
150.0	158.7	158.1	157.4	156.8	156.0	155.2	154.4	153.4	152.5	151.5
180.0	159.5	158.9	158.2	157.5	156.7	155.9	155.0	154.1	153.1	152.1
210.0	159.1	158.4	157.8	157.1	156.3	155.5	154.6	153.7	152.8	151.7
240.0	159.2	158.6	158.0	157.4	156.7	155.9	155.1	154.2	153.3	152.4
270.0	159.0	158.5	157.9	157.2	156.5	155.8	155.0	154.1	153.3	152.3
300.0	159.1	158.5	157.9	157.3	156.6	155.9	155.1	154.3	153.4	152.4
330.0	158.9	158.3	157.7	157.0	156.3	155.5	154.6	153.7	152.8	151.8
360.0	159.7	159.1	158.5	157.8	157.0	156.2	155.3	154.4	153.4	152.4

Cly	20.0	21.0	22.0	23.0	24.0	25.0	26.0	27.0	28.0	29.0
0.0	151.3	150.2	149.0	147.8	146.6	145.3	143.9	142.5	141.0	139.6
30.0	151.5	150.4	149.3	148.1	146.9	145.6	144.2	142.9	141.4	139.9
60.0	151.6	150.5	149.4	148.2	147.0	145.7	144.4	143.1	141.6	140.2
90.0	151.7	150.6	149.6	148.4	147.3	146.0	144.8	143.4	142.1	140.7
120.0	150.7	149.6	148.5	147.3	146.1	144.8	143.5	142.1	140.7	139.3
150.0	150.4	149.3	148.2	147.0	145.7	144.4	143.1	141.7	140.2	138.7
180.0	151.1	149.9	148.8	147.6	146.3	144.9	143.6	142.2	140.8	139.3
210.0	150.6	149.5	148.4	147.1	145.9	144.6	143.2	141.8	140.3	138.8
240.0	151.3	150.3	149.1	148.0	146.8	145.5	144.2	142.8	141.4	140.0
270.0	151.3	150.3	149.2	148.0	146.8	145.6	144.3	143.0	141.6	140.1
300.0	151.4	150.4	149.3	148.1	146.9	145.7	144.4	143.0	141.6	140.2
330.0	150.7	149.6	148.4	147.3	146.0	144.7	143.4	142.0	140.6	139.1
360.0	151.3	150.2	149.0	147.8	146.6	145.3	143.9	142.5	141.0	139.6

Photometric Data Table [cd]

Cly	30.0	31.0	32.0	33.0	34.0	35.0	36.0	37.0	38.0	39.0
0.0	138.0	136.4	134.8	133.1	131.4	129.6	127.8	126.0	124.1	122.2
30.0	138.4	136.9	135.2	133.6	131.9	130.1	128.3	126.5	124.6	122.7
60.0	138.7	137.1	135.5	133.8	132.1	130.4	128.6	126.8	124.9	122.9
90.0	139.2	137.7	136.1	134.5	132.8	131.1	129.4	127.6	125.7	123.8
120.0	137.8	136.2	134.6	132.9	131.3	129.5	127.7	125.9	124.0	122.1
150.0	137.2	135.6	134.0	132.3	130.6	128.8	127.0	125.2	123.3	121.3
180.0	137.7	136.1	134.5	132.8	131.1	129.3	127.5	125.7	123.8	121.9
210.0	137.3	135.7	134.1	132.4	130.6	128.9	127.0	125.2	123.3	121.3
240.0	138.5	136.9	135.3	133.7	132.0	130.2	128.4	126.6	124.7	122.8
270.0	138.7	137.1	135.6	133.9	132.2	130.5	128.7	126.9	125.0	123.1
300.0	138.7	137.1	135.6	133.9	132.2	130.5	128.7	126.9	125.0	123.1
330.0	137.6	136.0	134.4	132.7	131.0	129.3	127.5	125.7	123.8	121.8
360.0	138.0	136.4	134.8	133.1	131.4	129.6	127.8	126.0	124.1	122.2

Cly	40.0	41.0	42.0	43.0	44.0	45.0	46.0	47.0	48.0	49.0
0.0	120.3	118.3	116.3	114.2	112.0	109.9	107.7	105.4	103.1	100.8
30.0	120.7	118.7	116.7	114.6	112.5	110.4	108.2	105.9	103.7	101.4
60.0	121.0	119.0	116.9	114.8	112.7	110.5	108.2	106.0	103.7	101.3
90.0	121.9	119.9	117.9	115.8	113.7	111.5	109.3	107.0	104.7	102.4
120.0	120.1	118.1	116.1	113.9	111.8	109.6	107.4	105.1	102.8	100.5
150.0	119.4	117.4	115.3	113.3	111.2	109.0	106.8	104.6	102.3	100.0
180.0	120.0	118.0	115.9	113.9	111.7	109.6	107.4	105.1	102.9	100.5
210.0	119.3	117.3	115.3	113.2	111.1	108.9	106.7	104.4	102.1	99.8
240.0	120.8	118.8	116.7	114.6	112.5	110.3	108.0	105.8	103.4	101.1
270.0	121.2	119.1	117.1	115.0	112.8	110.7	108.4	106.1	103.8	101.5
300.0	121.2	119.2	117.1	115.0	112.9	110.7	108.5	106.2	103.9	101.6
330.0	119.9	117.9	115.9	113.8	111.7	109.6	107.4	105.2	102.9	100.6
360.0	120.3	118.3	116.3	114.2	112.0	109.9	107.7	105.4	103.1	100.8

Cly	50.0	51.0	52.0	53.0	54.0	55.0	56.0	57.0	58.0	59.0
0.0	98.5	96.1	93.6	91.2	88.6	86.1	83.5	80.9	78.3	75.6
30.0	99.0	96.6	94.2	91.8	89.3	86.7	84.2	81.6	79.0	76.3
60.0	98.9	96.5	94.0	91.5	89.0	86.4	83.8	81.2	78.6	75.9
90.0	100.0	97.6	95.2	92.7	90.1	87.6	85.0	82.3	79.7	77.0
120.0	98.1	95.6	93.2	90.7	88.2	85.6	83.0	80.4	77.8	75.1
150.0	97.6	95.2	92.8	90.4	87.9	85.4	82.8	80.2	77.6	75.0
180.0	98.2	95.8	93.4	90.9	88.4	85.9	83.3	80.8	78.1	75.5
210.0	97.4	95.0	92.6	90.1	87.6	85.1	82.5	79.9	77.3	74.6
240.0	98.7	96.3	93.8	91.3	88.7	86.1	83.5	80.9	78.3	75.6
270.0	99.1	96.6	94.2	91.6	89.1	86.5	83.9	81.2	78.5	75.8
300.0	99.2	96.8	94.3	91.8	89.3	86.7	84.1	81.5	78.9	76.2
330.0	98.2	95.8	93.4	91.0	88.5	86.0	83.4	80.8	78.2	75.6
360.0	98.5	96.1	93.6	91.2	88.6	86.1	83.5	80.9	78.3	75.6

Photometric Data Table [cd]

Cly	60.0	61.0	62.0	63.0	64.0	65.0	66.0	67.0	68.0	69.0
0.0	72.9	70.2	67.4	64.6	61.8	59.0	56.2	53.3	46.1	34.9
30.0	73.6	70.9	68.2	65.4	62.6	59.8	57.0	54.2	51.3	48.5
60.0	73.2	70.4	67.7	64.9	62.1	59.3	56.4	53.6	50.7	47.8
90.0	74.2	71.5	68.7	65.9	63.1	60.2	57.3	54.5	51.5	48.6
120.0	72.4	69.7	66.9	64.2	61.3	58.5	55.7	52.9	50.0	47.1
150.0	72.3	69.6	66.8	64.1	61.3	58.5	55.7	52.9	50.0	47.2
180.0	72.8	70.1	67.4	64.6	61.8	59.0	56.2	53.4	47.9	35.4
210.0	71.9	69.2	66.4	63.7	60.9	58.1	55.2	52.4	49.6	46.7
240.0	72.9	70.1	67.4	64.6	61.8	59.0	56.1	53.3	50.4	47.5
270.0	73.0	70.3	67.5	64.6	61.8	58.9	56.0	53.1	50.2	47.3
300.0	73.5	70.8	68.0	65.3	62.5	59.6	56.8	53.9	51.1	48.2
330.0	72.9	70.2	67.5	64.7	62.0	59.2	56.3	53.5	50.7	47.8
360.0	72.9	70.2	67.4	64.6	61.8	59.0	56.2	53.3	46.1	34.9

Cly	70.0	71.0	72.0	73.0	74.0	75.0	76.0	77.0	78.0	79.0
0.0	30.5	28.0	26.0	24.1	22.2	17.6	10.2	8.6	7.6	1.9
30.0	45.5	37.6	28.1	25.0	22.9	21.0	19.1	15.2	8.5	7.1
60.0	44.9	42.0	39.2	36.3	33.4	30.5	27.6	24.7	20.1	13.3
90.0	45.7	42.8	39.8	36.9	34.0	31.1	28.2	25.3	22.4	19.6
120.0	44.3	41.4	38.5	35.6	32.8	29.9	27.1	24.3	16.9	12.4
150.0	43.9	32.5	26.2	23.9	22.0	20.1	18.2	10.6	7.5	6.6
180.0	30.3	28.1	26.2	24.3	22.4	19.2	10.2	8.7	7.8	2.2
210.0	43.4	32.2	26.0	23.7	21.8	19.9	18.0	10.6	7.5	6.6
240.0	44.6	41.7	38.8	35.9	33.0	30.2	27.3	24.5	20.5	13.2
270.0	44.3	41.4	38.4	35.5	32.6	29.7	26.8	24.0	21.2	18.4
300.0	45.3	42.4	39.5	36.6	33.8	30.9	28.0	25.2	22.3	14.4
330.0	44.9	36.7	27.9	24.7	22.4	20.5	18.6	14.6	8.3	6.9
360.0	30.5	28.0	26.0	24.1	22.2	17.6	10.2	8.6	7.6	1.9

Cly	80.0	81.0	82.0	83.0	84.0	85.0	86.0	87.0	88.0	89.0
0.0	0.9	0.9	0.9	0.9	0.9	0.9	0.9	0.9	0.7	0.6
30.0	5.1	1.0	0.9	0.9	0.9	0.9	0.9	0.9	0.8	0.6
60.0	11.3	9.6	5.3	3.6	0.9	0.8	0.8	0.8	0.7	0.6
90.0	16.8	14.1	11.8	9.3	7.1	5.0	3.1	1.8	0.9	0.6
120.0	10.7	9.0	4.0	3.0	0.7	0.7	0.7	0.7	0.7	0.6
150.0	1.9	0.9	0.9	0.9	0.9	0.9	0.9	0.8	0.7	0.6
180.0	1.0	1.0	1.0	1.0	1.0	0.9	0.9	0.9	0.8	0.6
210.0	2.0	0.9	0.9	0.9	0.9	0.9	0.9	0.9	0.7	0.6
240.0	11.1	9.4	5.4	3.6	1.1	0.9	0.9	0.8	0.8	0.7
270.0	15.7	13.1	10.7	8.3	6.2	4.2	2.7	1.5	0.8	0.7
300.0	11.6	9.8	7.5	3.7	1.9	1.0	0.9	0.8	0.8	0.7
330.0	4.8	1.2	0.9	0.9	0.9	0.9	0.9	0.9	0.9	0.6
360.0	0.9	0.9	0.9	0.9	0.9	0.9	0.9	0.9	0.7	0.6

Photometric Data Table [cd]

Cly	90.0	91.0	92.0	93.0	94.0	95.0	96.0	97.0	98.0	99.0
0.0	0.6	0.6	0.6	0.6	0.7	0.7	0.7	0.7	0.7	0.7
30.0	0.6	0.6	0.6	0.6	0.7	0.7	0.7	0.7	0.7	0.7
60.0	0.6	0.7	0.7	0.7	0.7	0.7	0.7	0.7	0.7	0.8
90.0	0.6	0.6	0.7	0.7	0.7	0.7	0.7	0.7	0.7	0.8
120.0	0.6	0.6	0.7	0.7	0.7	0.7	0.7	0.7	0.7	0.8
150.0	0.6	0.6	0.6	0.6	0.7	0.7	0.7	0.7	0.7	0.7
180.0	0.6	0.6	0.6	0.6	0.7	0.7	0.7	0.7	0.7	0.7
210.0	0.6	0.7	0.7	0.7	0.7	0.7	0.7	0.7	0.7	0.7
240.0	0.7	0.7	0.7	0.7	0.7	0.7	0.7	0.7	0.7	0.7
270.0	0.7	0.7	0.7	0.7	0.7	0.7	0.7	0.7	0.7	0.7
300.0	0.7	0.7	0.7	0.7	0.7	0.7	0.7	0.7	0.7	0.7
330.0	0.6	0.7	0.7	0.7	0.7	0.7	0.7	0.7	0.7	0.7
360.0	0.6	0.6	0.6	0.6	0.7	0.7	0.7	0.7	0.7	0.7

Cly	100.0	101.0	102.0	103.0	104.0	105.0	106.0	107.0	108.0	109.0
0.0	0.7	0.8	0.8	0.8	0.8	0.8	0.8	0.8	0.8	0.9
30.0	0.8	0.8	0.8	0.8	0.8	0.8	0.8	0.8	0.8	0.9
60.0	0.8	0.8	0.8	0.8	0.8	0.8	0.8	0.9	0.9	0.9
90.0	0.8	0.8	0.8	0.8	0.8	0.8	0.8	0.9	0.9	0.9
120.0	0.8	0.8	0.8	0.8	0.8	0.8	0.8	0.8	0.9	0.9
150.0	0.7	0.8	0.8	0.8	0.8	0.8	0.8	0.8	0.8	0.9
180.0	0.7	0.7	0.7	0.7	0.8	0.8	0.8	0.8	0.8	0.8
210.0	0.7	0.7	0.8	0.8	0.8	0.8	0.8	0.8	0.8	0.8
240.0	0.7	0.7	0.8	0.8	0.8	0.8	0.8	0.8	0.8	0.8
270.0	0.8	0.8	0.8	0.8	0.8	0.8	0.8	0.8	0.8	0.8
300.0	0.7	0.8	0.8	0.8	0.8	0.8	0.8	0.8	0.8	0.8
330.0	0.7	0.7	0.8	0.8	0.8	0.8	0.8	0.8	0.8	0.8
360.0	0.7	0.8	0.8	0.8	0.8	0.8	0.8	0.8	0.8	0.9

Cly	110.0	111.0	112.0	113.0	114.0	115.0	116.0	117.0	118.0	119.0
0.0	0.9	0.9	0.9	0.9	0.9	0.9	0.9	1.0	1.0	1.0
30.0	0.9	0.9	0.9	0.9	0.9	0.9	0.9	0.9	1.0	1.0
60.0	0.9	0.9	0.9	0.9	0.9	0.9	0.9	1.0	1.0	1.0
90.0	0.9	0.9	0.9	0.9	0.9	0.9	1.0	1.0	1.0	1.0
120.0	0.9	0.9	0.9	0.9	0.9	0.9	0.9	1.0	1.0	1.0
150.0	0.9	0.9	0.9	0.9	0.9	0.9	0.9	0.9	1.0	1.0
180.0	0.8	0.8	0.9	0.9	0.9	0.9	0.9	0.9	0.9	0.9
210.0	0.8	0.8	0.9	0.9	0.9	0.9	0.9	0.9	0.9	0.9
240.0	0.8	0.9	0.9	0.9	0.9	0.9	0.9	0.9	0.9	0.9
270.0	0.9	0.9	0.9	0.9	0.9	0.9	0.9	0.9	0.9	0.9
300.0	0.8	0.8	0.8	0.9	0.9	0.9	0.9	0.9	0.9	0.9
330.0	0.8	0.8	0.8	0.9	0.9	0.9	0.9	0.9	0.9	0.9
360.0	0.9	0.9	0.9	0.9	0.9	0.9	0.9	1.0	1.0	1.0

Photometric Data Table [cd]

Cly	120.0	121.0	122.0	123.0	124.0	125.0	126.0	127.0	128.0	129.0
0.0	1.0	1.0	1.0	1.0	1.0	1.0	1.0	1.0	1.1	1.1
30.0	1.0	1.0	1.0	1.0	1.0	1.0	1.0	1.0	1.1	1.1
60.0	1.0	1.0	1.0	1.0	1.0	1.0	1.0	1.0	1.1	1.1
90.0	1.0	1.0	1.0	1.0	1.0	1.0	1.0	1.1	1.1	1.1
120.0	1.0	1.0	1.0	1.0	1.0	1.0	1.0	1.0	1.1	1.1
150.0	1.0	1.0	1.0	1.0	1.0	1.0	1.0	1.0	1.0	1.1
180.0	0.9	0.9	0.9	1.0	1.0	1.0	1.0	1.0	1.0	1.0
210.0	0.9	0.9	0.9	1.0	1.0	1.0	1.0	1.0	1.0	1.0
240.0	0.9	0.9	0.9	0.9	1.0	1.0	1.0	1.0	1.0	1.0
270.0	0.9	0.9	1.0	1.0	1.0	1.0	1.0	1.0	1.0	1.0
300.0	0.9	0.9	0.9	0.9	0.9	1.0	1.0	1.0	1.0	1.0
330.0	0.9	0.9	0.9	0.9	0.9	1.0	1.0	1.0	1.0	1.0
360.0	1.0	1.0	1.0	1.0	1.0	1.0	1.0	1.0	1.1	1.1

Cly	130.0	131.0	132.0	133.0	134.0	135.0	136.0	137.0	138.0	139.0
0.0	1.1	1.1	1.1	1.1	1.1	1.1	1.1	1.1	1.2	1.2
30.0	1.1	1.1	1.1	1.1	1.1	1.1	1.1	1.1	1.2	1.2
60.0	1.1	1.1	1.1	1.1	1.1	1.1	1.1	1.1	1.1	1.2
90.0	1.1	1.1	1.1	1.1	1.1	1.1	1.1	1.2	1.2	1.2
120.0	1.1	1.1	1.1	1.1	1.1	1.1	1.1	1.1	1.1	1.2
150.0	1.1	1.1	1.1	1.1	1.1	1.1	1.1	1.1	1.1	1.2
180.0	1.0	1.0	1.0	1.0	1.0	1.1	1.1	1.1	1.1	1.1
210.0	1.0	1.0	1.0	1.0	1.0	1.1	1.1	1.1	1.1	1.1
240.0	1.0	1.0	1.0	1.0	1.0	1.1	1.1	1.1	1.1	1.1
270.0	1.0	1.0	1.0	1.1	1.1	1.1	1.1	1.1	1.1	1.1
300.0	1.0	1.0	1.0	1.0	1.0	1.1	1.1	1.1	1.1	1.1
330.0	1.0	1.0	1.0	1.0	1.0	1.0	1.1	1.1	1.1	1.1
360.0	1.1	1.1	1.1	1.1	1.1	1.1	1.1	1.1	1.2	1.2

Cly	140.0	141.0	142.0	143.0	144.0	145.0	146.0	147.0	148.0	149.0
0.0	1.2	1.2	1.2	1.2	1.2	1.2	1.2	1.3	1.3	1.3
30.0	1.2	1.2	1.2	1.2	1.2	1.2	1.2	1.3	1.3	1.3
60.0	1.2	1.2	1.2	1.2	1.2	1.2	1.2	1.3	1.3	1.3
90.0	1.2	1.2	1.2	1.2	1.2	1.3	1.3	1.3	1.3	1.3
120.0	1.2	1.2	1.2	1.2	1.2	1.2	1.2	1.3	1.3	1.3
150.0	1.2	1.2	1.2	1.2	1.2	1.2	1.2	1.2	1.3	1.3
180.0	1.1	1.1	1.1	1.1	1.1	1.2	1.2	1.2	1.2	1.2
210.0	1.1	1.1	1.1	1.1	1.1	1.2	1.2	1.2	1.2	1.2
240.0	1.1	1.1	1.1	1.1	1.1	1.2	1.2	1.2	1.2	1.2
270.0	1.1	1.1	1.2	1.2	1.2	1.2	1.2	1.2	1.2	1.2
300.0	1.1	1.1	1.1	1.1	1.2	1.2	1.2	1.2	1.2	1.2
330.0	1.1	1.1	1.1	1.1	1.1	1.2	1.2	1.2	1.2	1.2
360.0	1.2	1.2	1.2	1.2	1.2	1.2	1.2	1.3	1.3	1.3

Photometric Data Table [cd]

Cly	150.0	151.0	152.0	153.0	154.0	155.0	156.0	157.0	158.0	159.0
0.0	1.3	1.3	1.3	1.3	1.3	1.4	1.4	1.4	1.4	1.4
30.0	1.3	1.3	1.3	1.3	1.3	1.3	1.3	1.4	1.4	1.4
60.0	1.3	1.3	1.3	1.3	1.3	1.4	1.4	1.4	1.4	1.4
90.0	1.3	1.3	1.3	1.3	1.3	1.3	1.4	1.4	1.4	1.4
120.0	1.3	1.3	1.3	1.3	1.3	1.3	1.3	1.4	1.4	1.4
150.0	1.3	1.3	1.3	1.3	1.3	1.3	1.3	1.3	1.4	1.4
180.0	1.2	1.2	1.2	1.3	1.3	1.3	1.3	1.3	1.3	1.3
210.0	1.2	1.2	1.3	1.3	1.3	1.3	1.3	1.3	1.3	1.3
240.0	1.2	1.3	1.3	1.3	1.3	1.3	1.3	1.3	1.3	1.3
270.0	1.2	1.3	1.3	1.3	1.3	1.3	1.3	1.3	1.3	1.4
300.0	1.2	1.3	1.3	1.3	1.3	1.3	1.3	1.3	1.3	1.3
330.0	1.2	1.2	1.2	1.3	1.3	1.3	1.3	1.3	1.3	1.3
360.0	1.3	1.3	1.3	1.3	1.3	1.4	1.4	1.4	1.4	1.4

Cly	160.0	161.0	162.0	163.0	164.0	165.0	166.0	167.0	168.0	169.0
0.0	1.4	1.4	1.4	1.4	1.4	1.5	1.5	1.5	1.5	1.5
30.0	1.4	1.4	1.4	1.4	1.4	1.4	1.5	1.5	1.5	1.5
60.0	1.4	1.4	1.4	1.4	1.4	1.4	1.4	1.5	1.5	1.5
90.0	1.4	1.4	1.4	1.4	1.4	1.4	1.4	1.5	1.5	1.5
120.0	1.4	1.4	1.4	1.4	1.4	1.4	1.4	1.4	1.5	1.5
150.0	1.4	1.4	1.4	1.4	1.4	1.4	1.4	1.4	1.5	1.5
180.0	1.3	1.4	1.4	1.4	1.4	1.4	1.4	1.4	1.4	1.4
210.0	1.3	1.4	1.4	1.4	1.4	1.4	1.4	1.4	1.4	1.4
240.0	1.4	1.4	1.4	1.4	1.4	1.4	1.4	1.4	1.4	1.4
270.0	1.4	1.4	1.4	1.4	1.4	1.4	1.4	1.4	1.4	1.4
300.0	1.3	1.4	1.4	1.4	1.4	1.4	1.4	1.4	1.4	1.4
330.0	1.3	1.4	1.4	1.4	1.4	1.4	1.4	1.4	1.4	1.4
360.0	1.4	1.4	1.4	1.4	1.4	1.5	1.5	1.5	1.5	1.5

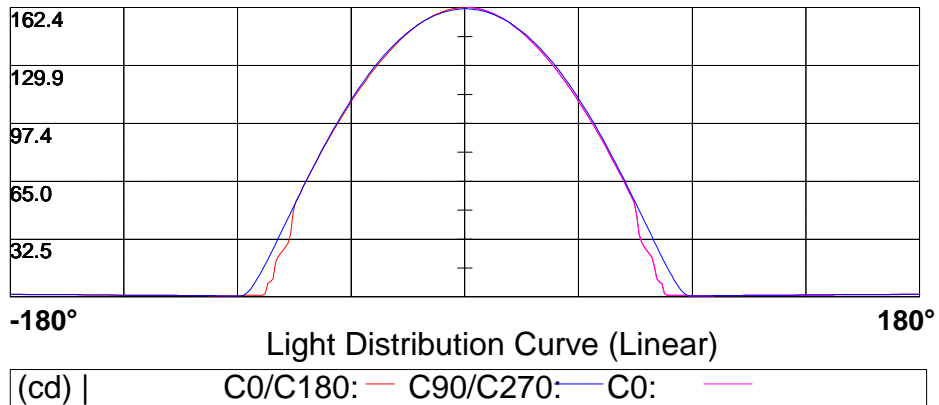
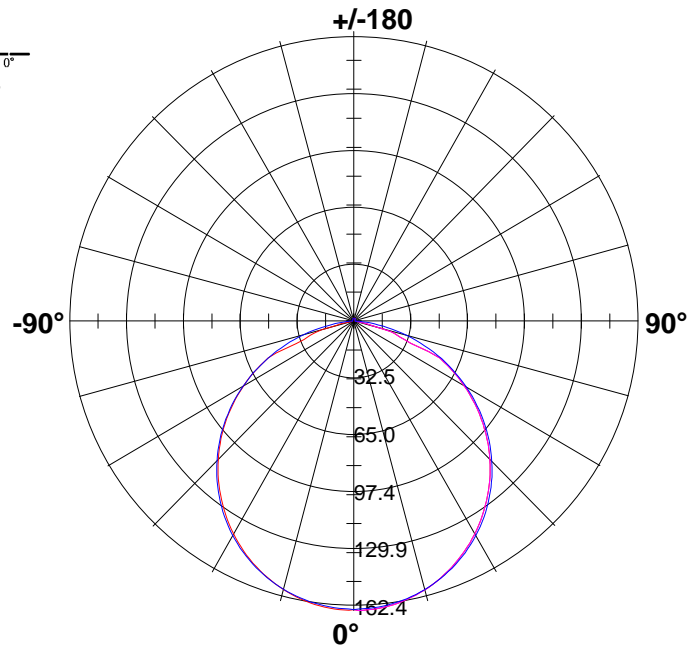
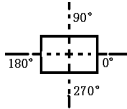
Cly	170.0	171.0	172.0	173.0	174.0	175.0	176.0	177.0	178.0	179.0
0.0	1.5	1.5	1.5	1.5	1.5	1.5	1.5	1.5	1.5	1.5
30.0	1.5	1.5	1.5	1.5	1.5	1.5	1.5	1.5	1.5	1.5
60.0	1.5	1.5	1.5	1.5	1.5	1.5	1.5	1.5	1.5	1.5
90.0	1.5	1.5	1.5	1.5	1.5	1.5	1.5	1.5	1.5	1.5
120.0	1.5	1.5	1.5	1.5	1.5	1.5	1.5	1.5	1.5	1.5
150.0	1.5	1.5	1.5	1.5	1.5	1.5	1.5	1.5	1.5	1.5
180.0	1.5	1.5	1.5	1.5	1.5	1.5	1.5	1.5	1.5	1.5
210.0	1.4	1.4	1.4	1.4	1.5	1.5	1.5	1.5	1.5	1.5
240.0	1.4	1.4	1.5	1.5	1.5	1.5	1.5	1.5	1.5	1.5
270.0	1.4	1.4	1.5	1.5	1.5	1.5	1.5	1.5	1.5	1.5
300.0	1.4	1.4	1.4	1.4	1.5	1.5	1.5	1.5	1.5	1.5
330.0	1.4	1.4	1.5	1.5	1.5	1.5	1.5	1.5	1.5	1.5
360.0	1.5	1.5	1.5	1.5	1.5	1.5	1.5	1.5	1.5	1.5

Photometric Data Table [cd]

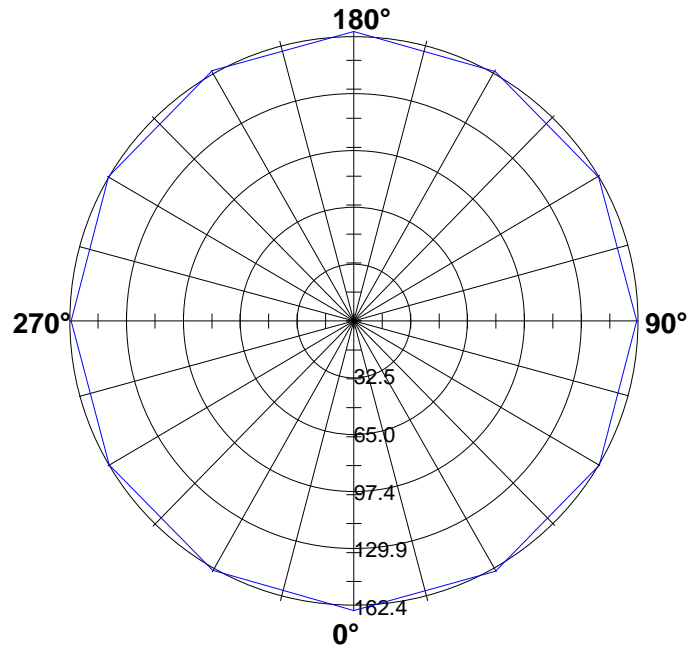
C_v	180.0
0.0	1.5
30.0	1.5
60.0	1.5
90.0	1.5
120.0	1.5
150.0	1.5
180.0	1.5
210.0	1.5
240.0	1.5
270.0	1.5
300.0	1.5
330.0	1.5
360.0	1.5

Light Distribution Curve [Unit: cd]

Luminaire



Max Plane Light Distribution Curve [Unit: cd]

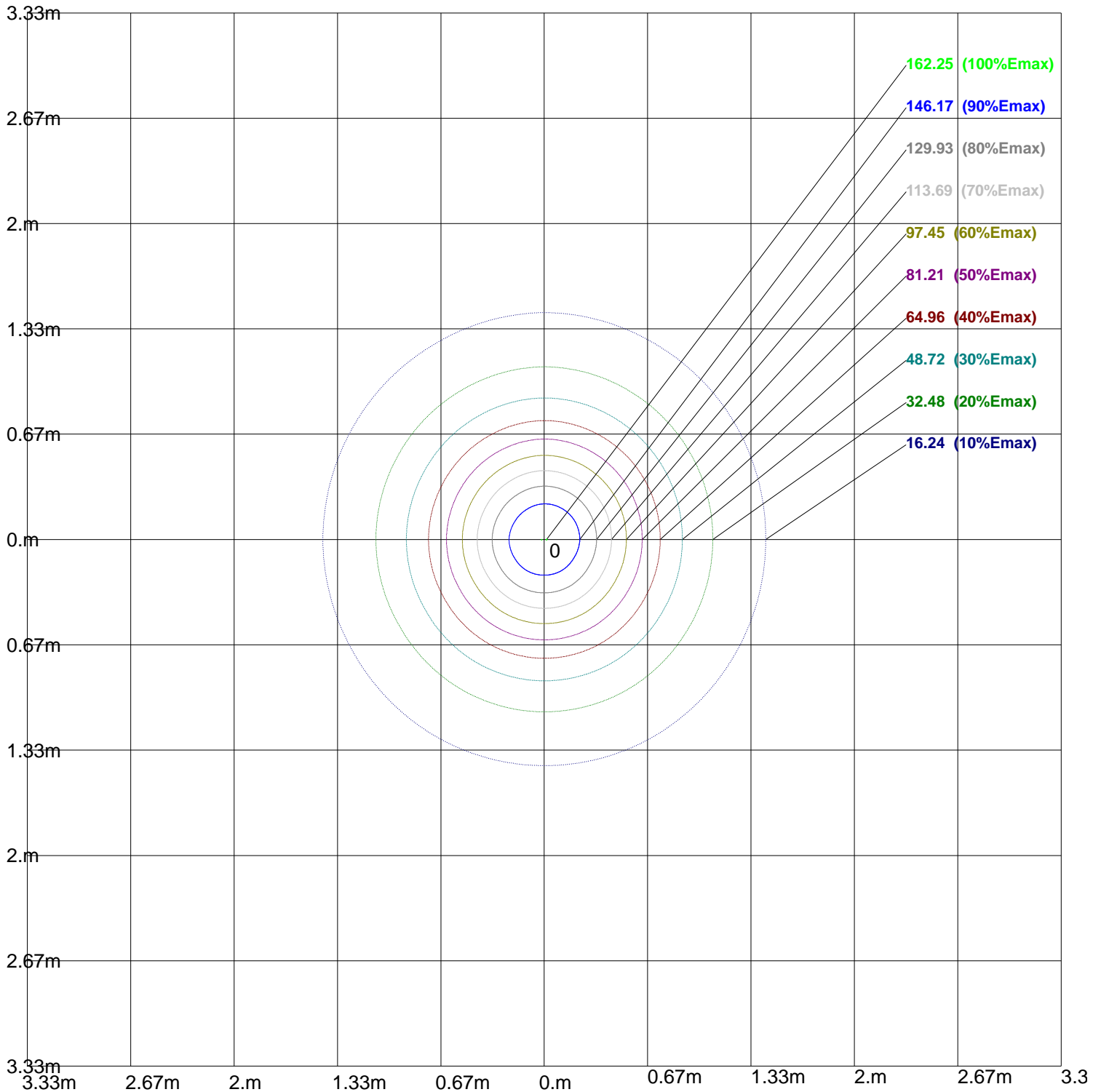


162.4							
129.9							
97.4							
65.0							
32.5							

-180° Light Distribution Curve (Linear) **180°**

(cd) | γ 1: —

Iso-Lux[lx]



Height: 1 m
 Max Illuminance : 162.41lx

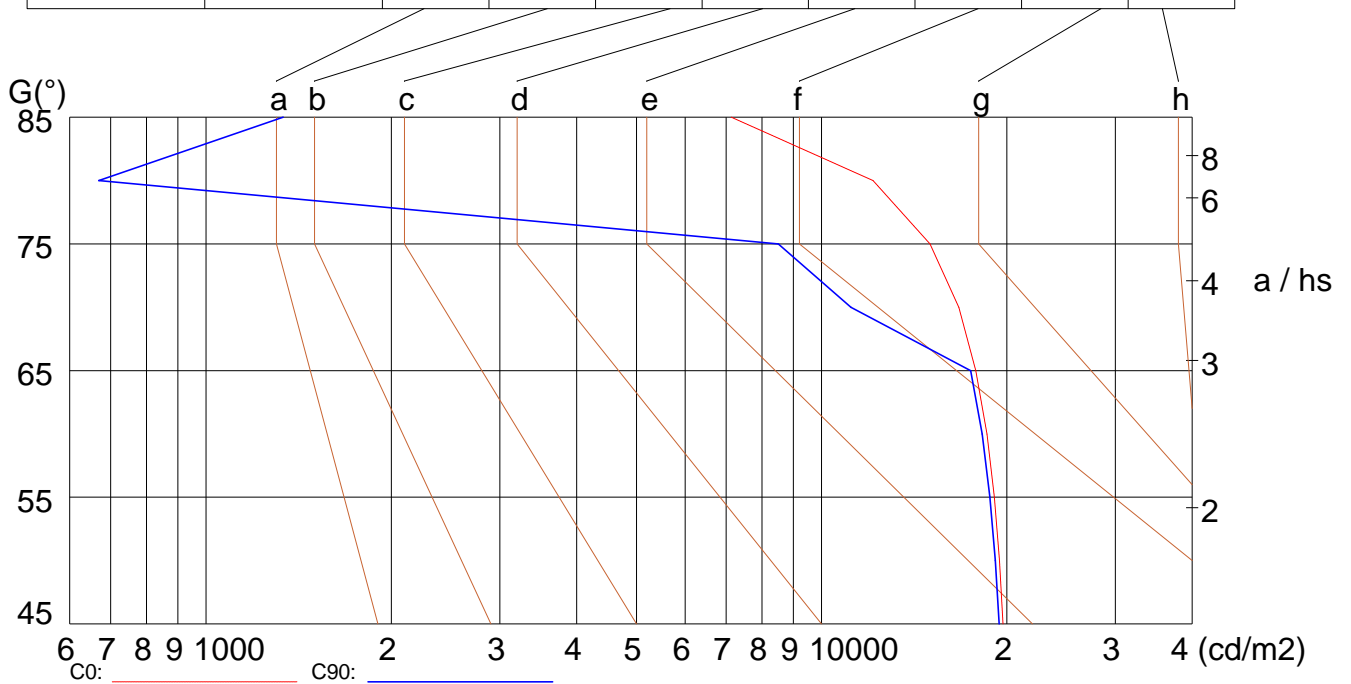
Luminance Limiting Curve

Diameter: 0mm
 Length: 1000mm
 Width: 8mm
 Height: .3mm

(cd/m²)

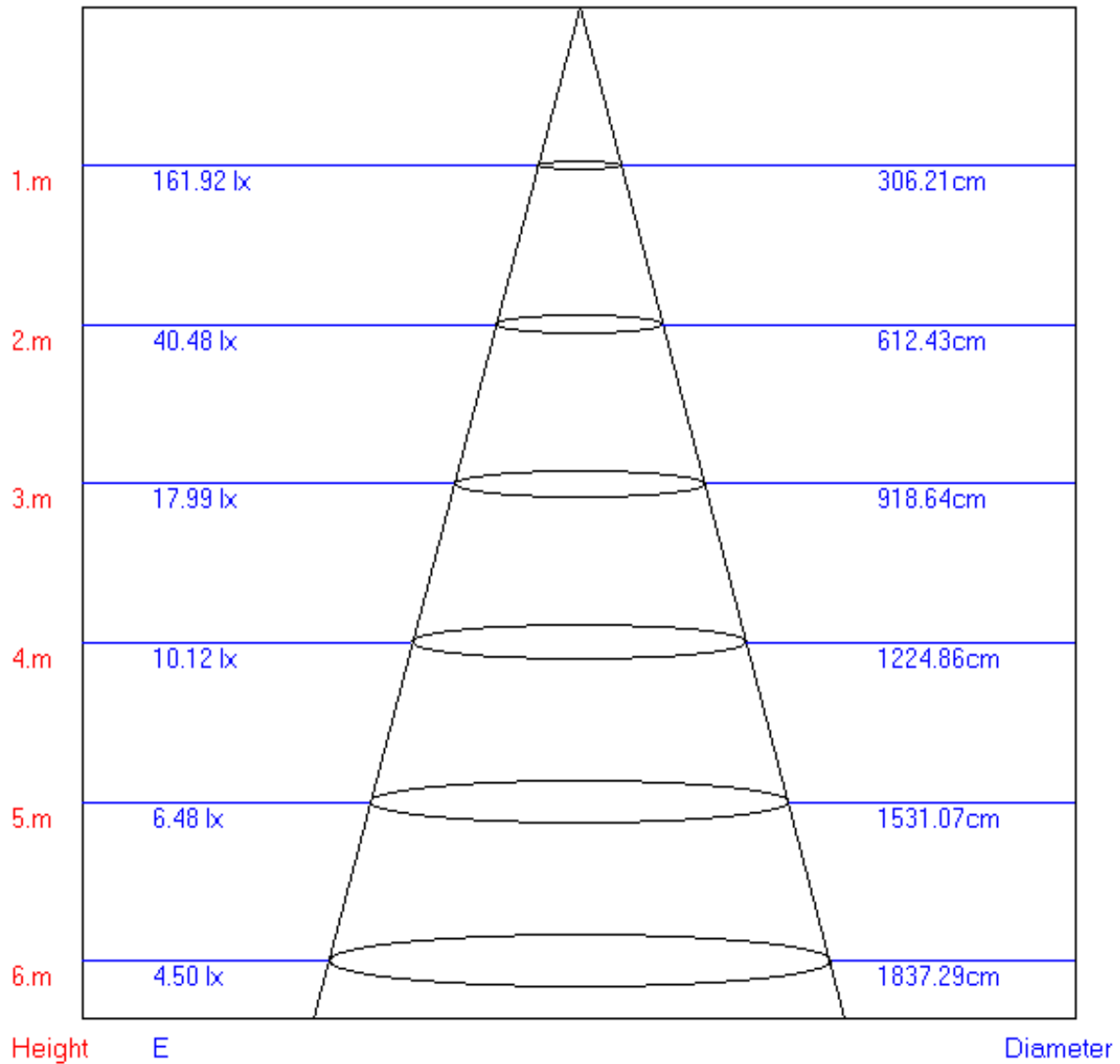
γ	45°	50°	55°	60°	65°	70°	75°	80°	85°
C0	19709	19450	19082	18560	17809	16699	15006	12115	7128
C90	19422	19149	18762	18225	17463	11162	8505	669	1334

Glare	Quality	Service Values Illuminance (lx)							
1.15	A	2000	1000	500	≤300				
1.5	B		2000	1000	500	≤300			
1.85	C			2000	1000	500	≤300		
2.2	D				2000	1000	500	≤300	
2.55	E					2000	1000	500	≤300



Lum. Limiting Curve (C0/C90)

Lux-Distance Curve



Beam Angle:113.50°

Utilization Coefficient Table

RHOCC	80			70			50			30			10			0
RHOW	50	30	10	50	30	10	50	30	10	50	30	10	50	30	10	0
RCR	COEFFICIENTS OF UTILIZATION FOR RHOFC=20															
0	1.19	1.19	1.19	1.16	1.16	1.16	1.11	1.11	1.11	1.06	1.06	1.06	1.02	1.02	1.02	1.00
1	1.06	1.04	1.03	1.04	1.03	1.01	1.01	0.99	0.97	0.96	0.94	0.92	0.89	0.87	0.85	0.80
2	0.90	0.88	0.86	0.90	0.87	0.84	0.87	0.84	0.81	0.84	0.80	0.77	0.79	0.75	0.72	0.67
3	0.77	0.75	0.73	0.77	0.74	0.71	0.76	0.72	0.68	0.74	0.69	0.65	0.70	0.65	0.61	0.57
4	0.67	0.64	0.62	0.67	0.64	0.61	0.67	0.62	0.59	0.65	0.60	0.56	0.63	0.57	0.53	0.49
5	0.59	0.56	0.54	0.59	0.56	0.53	0.59	0.54	0.51	0.59	0.53	0.49	0.57	0.51	0.46	0.42
6	0.52	0.49	0.47	0.53	0.49	0.47	0.53	0.48	0.45	0.53	0.47	0.43	0.52	0.46	0.40	0.37
7	0.46	0.44	0.42	0.47	0.44	0.41	0.48	0.43	0.40	0.48	0.42	0.38	0.48	0.41	0.36	0.33
8	0.42	0.39	0.38	0.43	0.39	0.37	0.44	0.39	0.36	0.44	0.38	0.34	0.44	0.37	0.32	0.29
9	0.38	0.35	0.34	0.39	0.35	0.33	0.40	0.35	0.32	0.41	0.35	0.31	0.41	0.34	0.29	0.26
10	0.35	0.32	0.31	0.35	0.32	0.30	0.37	0.32	0.29	0.38	0.32	0.28	0.38	0.32	0.27	0.24

