



RANA NEO Recessed 600

RANA NEO 3300LM REC 600x600 830 DALI 2L WHITE

0052578



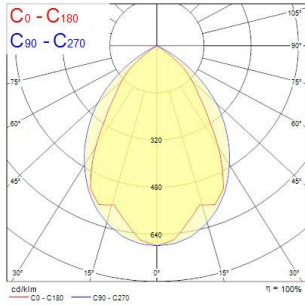
PRODUCT OVERVIEW

Product name	RANA NEO 3300LM REC 600x600 830 DALI 2L WHITE
Technology	LED (3 SDCM)
Cap/Base	N/A
Housing	Steel
Mount	Ceiling recessed mounting
Warranty	5 years
Fixture luminous flux (lm)	3350
Luminaire efficacy (lm/W)	108
Colour temperature (K)	3000
Light colour	Warm White
CRI (Ra)	80
Colour Variation Initial (SDCM)	SDCM3
Glare control	< 15
Photobiological Risk Group	RG0
Total power consumption (W)	31
Electrical protection	Class I
Control gear type	LED driver constant current
LED Flickering Rate	Ultra low (5% or less)
Housing colour	RAL 9016 - Traffic white / Bezel
IP rating	IP20
IK rating	IK07
Product EAN number	5410288525785

PHOTOMETRY

RANA NEO Recessed 600

RANA NEO 3300LM REC 600x600 830 DALI 2L WHITE
0052578



Distance [m]	Cone diameter [m]	E(0°) [lx]	E(C90) [lx]	E(C0) [lx]
0.5	0.89 0.67	926	418*	926
1.0	1.78 1.33	232	418*	476
1.5	2.66 2.00	102	418*	292
2.0	3.55 2.67	66	418*	194
2.5	4.44 3.33	42	418*	129
3.0	5.33 4.00	28	418*	86

Distance [m] Cone diameter [m] Illuminance [lx]
 — C0 - C180 (Half beam angle: 41.4°)
 — C90 - C270 (Half beam angle: 33.2°)

TECHNICAL DRAWINGS

