












Lever - Brushed Champagne (22kt Gold)

SPARE PARTS

90 20 87 022 00



| | | |
|---|--------------------------------|--------------------|
|  | Brushed Champagne (22kt Gold) | 90 20 87 022 00-46 |
|  | Chrome | 90 20 87 022 00-00 |
|  | Brushed Platinum | 90 20 87 022 00-06 |
|  | Platinum | 90 20 87 022 00-08 |
|  | Dark Chrome | 90 20 87 022 00-19 |
|  | Brushed Durabronze (23kt Gold) | 90 20 87 022 00-28 |
|  | Matte Black | 90 20 87 022 00-33 |
|  | Brushed Dark Brass (PVD) | 90 20 87 022 00-39 |
|  | Brushed Bronze (PVD) | 90 20 87 022 00-42 |
|  | Champagne (22kt Gold) | 90 20 87 022 00-47 |
|  | Brushed Chrome | 90 20 87 022 00-93 |
|  | Brushed Dark Platinum | 90 20 87 022 00-99 |



Lever - Brushed Champagne (22kt Gold)

SPARE PARTS

90 20 87 022 00



Lever - Brushed Champagne (22kt Gold)

SPARE PARTS

90 20 87 022 00