




PHOTOMETRIC LIGHT REPORT

**LED panel | 60*60 | 36W |
3-CCT | UGR19 | 2m cable
EU plug**

Article number: 173-052



Go to the
webshop
of Tronix
Lighting



TRONIX



173-052 LED panel | 60*60 | 36W | 3-CCT | UGR19 | 2m cable EU plug

Introduction

Purpose of this Document

This document provides accurate and objective photometric data for Tronix Lighting item 173-052. All information is based on actual measurements taken from standard production units. No modifications were made to enhance performance results. In some cases, minor adjustments—such as temporary removal of covers, cables, or mounting features—were necessary for testing purposes. These did not influence product performance.

Test Methodology

Testing was conducted using randomly selected, unopened samples from regular inventory. All tests comply with the LM-79-19 standard, the recognized method for photometric and electrical measurements of LED and OLED luminaires. This standard, an update of IES LM-79-2008, outlines environmental test conditions, stabilization procedures, measurement methods, and approved instruments. It uses absolute photometry, meaning results directly reflect the performance of the tested product, without comparison to rated lamp standards.

Product 173-052 was tested using:

- A photogoniometer to measure luminous intensity distribution at various angles
- An integrating sphere to determine total luminous flux and colour characteristics

Compliance & Certification

Item 173-052 meets the requirements of the following EU directives. Tronix Lighting certifies that all relevant tests were executed in accordance with the applicable standards, and the CE mark is applied accordingly:

- General Product Safety – Directive 2023/988/EC
- Low Voltage Directive (LVD) – Directive 2014/35/EU
- Electromagnetic Compatibility (EMC) – Directive 2004/108/EC
- Ecodesign – Directive 2009/125/EC
- RoHS 3 – Directive 2011/65/EU + Amendment 2015/863/EU

Recycling & Sustainability

Tronix Lighting is affiliated with national recycling systems for electrical and electronic waste. The luminaire is over 90% recyclable when disposed of as electronic waste at end of life. In addition, Tronix Lighting participates in national packaging recycling schemes, ensuring full compliance with both the WEEE and packaging directives.



173-052 LED panel | 60*60 | 36W | 3-CCT | UGR19 | 2m cable EU plug

Laboratory and equipment

Laboratory owner and location	Tronix Lighting BV. Uden. The Netherlands
Gonio spectrometer system and type	Viso Systems Type C. horizontal
Spectrometer manufacturer and model	(Gonio) Ocean Optics STS VIS (Sphere) Admesy HERA VIS 380–780nm
Flicker meter manufacturer and model	Viso Systems LabFlicker
Oscilloscope manufacturer and model	Tektronix MDO3024 oscilloscope (4 Channels. 200 MHz)
Power meter manufacturer and model	Vitrek PA900 Precision Multi-Channel Harmonic Power Analyzer
Power source manufacturer and model	(DC) Keithley Source Measure Unit SMU-2420 3A DC Source Meter (AC) Chroma 61601 AC Source
Datalogger Manufacturer and Model	Omega 8-Channel Thermocouple Thermometer/Data Logger

Measurement conditions gonio spectrometer

Number of C-planes and Resolution	2 planes – 180°
γ (gamma)-Resolution	1°
Test Distance	1.81 m
Room Temperature and Humidity	22°C +/- 10% – RH 50% +/- 20%
Input Power. Power and Displacement Factors	34.0 W – PF 0.97 – DPF 0.98
Frequency of Input Power	50 Hz
Warm-up Time and Variation	Lamp stabilized in 15 min 2 sec --0.6%

Tested light source

Manufacturer and Order Code	Tronix Lighting – 173-052
Product Description	LED panel 60*60 36W 3-CCT UGR19 2m cable EU plug

Main Light Measurement Results

Output – Total Lumen (Up% / Down%)	3612 lm – 0% / 100%
Efficiency	106 lm/W
Energy efficiency class	F
Peak Intensity and Beam Angle	1612 cd – 90.2°
Correlated Colour Temperature	CCT = 4144 K
Colour Shift. CIE duv	Duv -0.0040
Colour Rendering Index	CRI 85.9
Colour Rendering TM30-18	R _f 82.4 – R _g 101.9
Television Lighting Consistency Index	TLCI = 73
Flicker	SVM 0 – PstLM 0.02



173-052 LED panel | 60*60 | 36W | 3-CCT | UGR19 | 2m cable EU plug

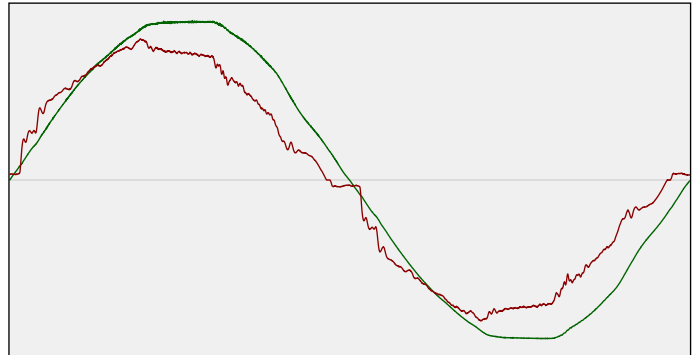
Electrical measurement details

Input Power

RMS Input voltage feed. V_{RMS}	230 V
RMS Input current feed. I_{RMS}	0.152 A
Total input power	34.0 W
Frequency of input power	50 Hz
Power factor	0.97
Displacement power factor	0.98
Total harmonic distortion of the current	7.79%
Total harmonic distortion of the voltage	2.3%

Input Power Curve

Voltage - Current



Efficiency

Radiated power efficiency: 32.0%



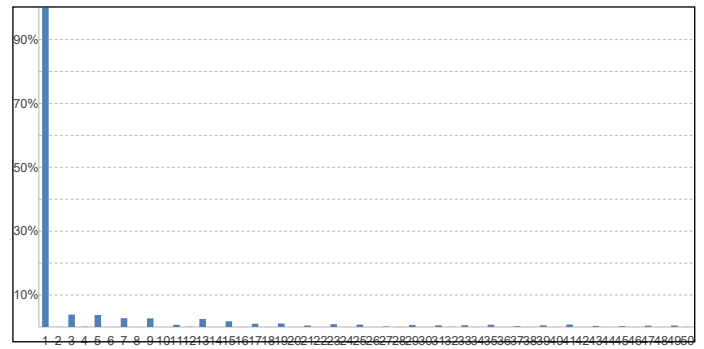
Lumen efficiency: 106 lm/W



Harmonics

3rd Harmonic	3.88%
5th Harmonic	3.74%
7th Harmonic	2.76%
9th Harmonic	2.7%
11th Harmonic	0.69%

Current Harmonics %



Stabilization Details

Warm-up Conditions

Stable period	15 min
Stable change max	2.0%
Minimum warm-up time	15 min

Colour temperature change during warm-up

CCT start	4145 K
CCT shift	-1 K
CCT end	4144 K

Warm-up Results

Total warmup time	Lamp stabilized in 15 min 2 sec
Warmup variation	-0.6%

Output intensity change during warm-up

Output start	3629 lm
Output change	-17 lm
Output end	3612 lm

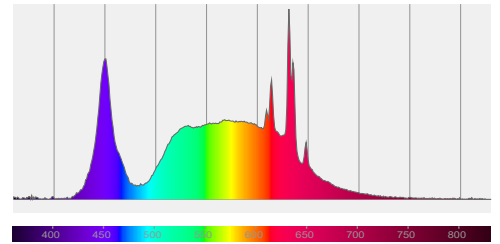
173-052 LED panel | 60*60 | 36W | 3-CCT | UGR19 | 2m cable EU plug

Colour measurement details

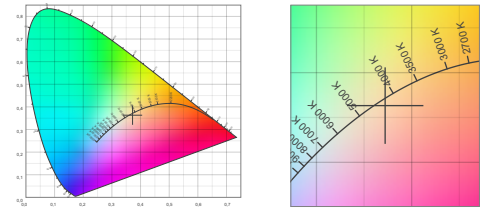
Total lumen output 3612 lm
 Correlated Colour Temperature 4144 K
 Colour coordinates CIE 1931 (x;y) = (0.372;0.363)
 Colour deviation from BBL Duv = -0.0040

TM30-18 Colour Fidelity Index R_f 82.4
 TM30-18 Colour Gamut Index R_g 101.9
 Colour Rendering Index (Ra) CRI 85.9
 Colour Rendering Index. (red component) $R_9 = 50.5$

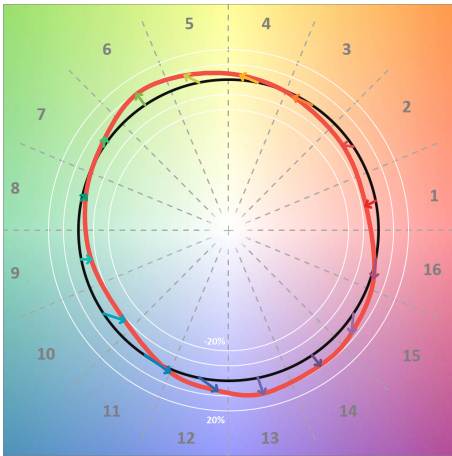
Colour Quality Scale CQS = 82.7
 Television Lighting Consistency Index TLCI = 73



Relative spectral power distribution



TM30 details

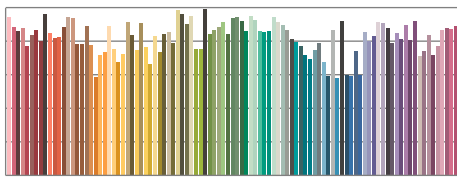


TM30 Colour vectors per hue bin

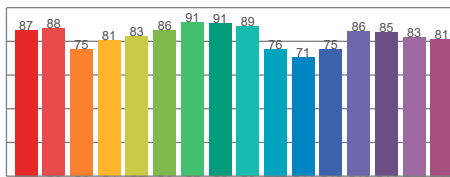


TM30 Colour distortion

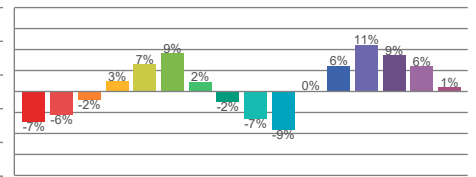
Hue Bin	R_f	Shifts (%)	
		Chroma	Hue
C1	87	-7%	-2%
C2	88	-6%	5%
C3	75	-2%	13%
C4	81	3%	12%
C5	83	7%	8%
C6	86	9%	1%
C7	91	2%	-5%
C8	91	-2%	-4%
C9	89	-7%	1%
C10	76	-9%	12%
C11	71	0%	20%
C12	75	6%	13%
C13	86	11%	1%
C14	85	9%	1%
C15	83	6%	-11%
C16	81	1%	-12%



TM30-18 R_f -values per reference colour

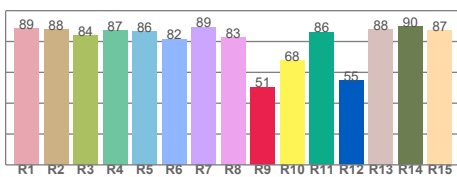


TM30-18 R_f -values per hue bin

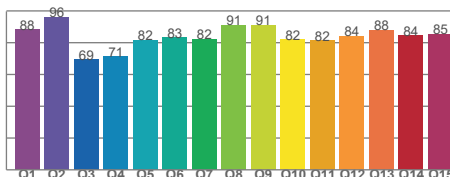


TM30 Chroma shift

Colour Quality details



Colour Rendering Index



Colour Quality Scale



173-052 LED panel | 60*60 | 36W | 3-CCT | UGR19 | 2m cable EU plug

Flicker / temporal light artefacts details

Measurement conditions

Flicker meter type	Viso Systems LabFlicker
Flicker/TLA sample rate	20000 samples/s
Measurement time	5x 180 seconds (15 minutes) for PstLM. 1.2 sec for all other indices

Flicker indices according to Illuminating Engineering Society (IES)

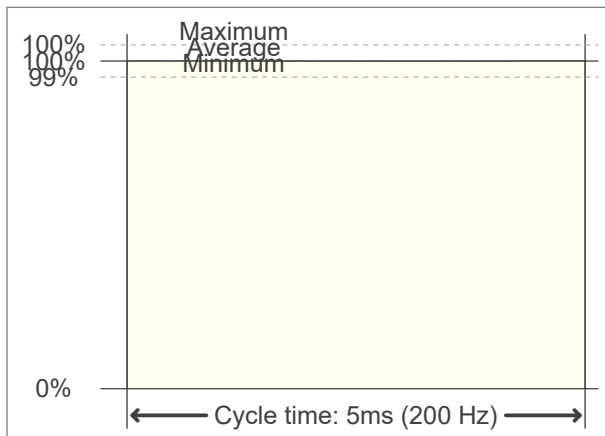
Flicker frequency	200 Hz
Percent flicker	0.09 %
Flicker index	0

TLA indices (according IEC TR 61547-1, EN 61000-3-3 and EN 61000-4-15)

An LED luminaire is considered flicker-free if the SVM value is ≤ 0.4 and if the PstLM value is ≤ 1.0

PstLM value ($F < 80$ Hz)	0.02
SVM value ($80 < F < 2000$ Hz)	0

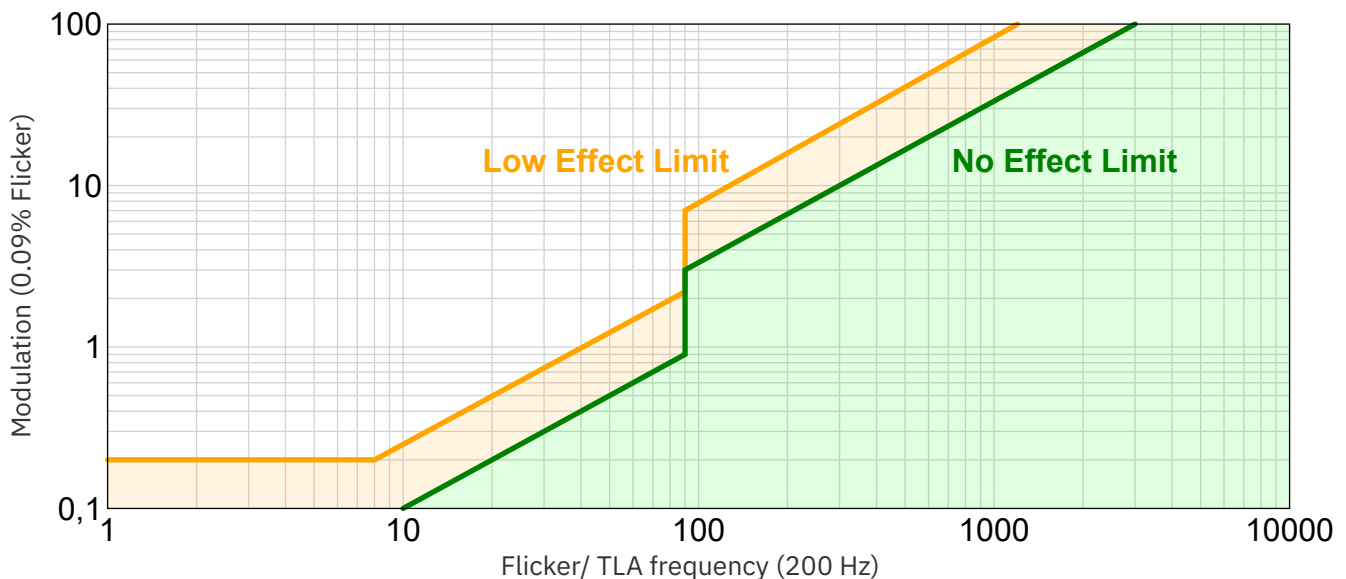
Flicker frame (one flicker period in time domain)



Flicker FFT (flicker curve in frequency domain)



IEEE 1789-2015 Lighting Flicker Risk Zones



Document revision date: 1-7-2025 Measurement serial: VFR-250522-8771-SW

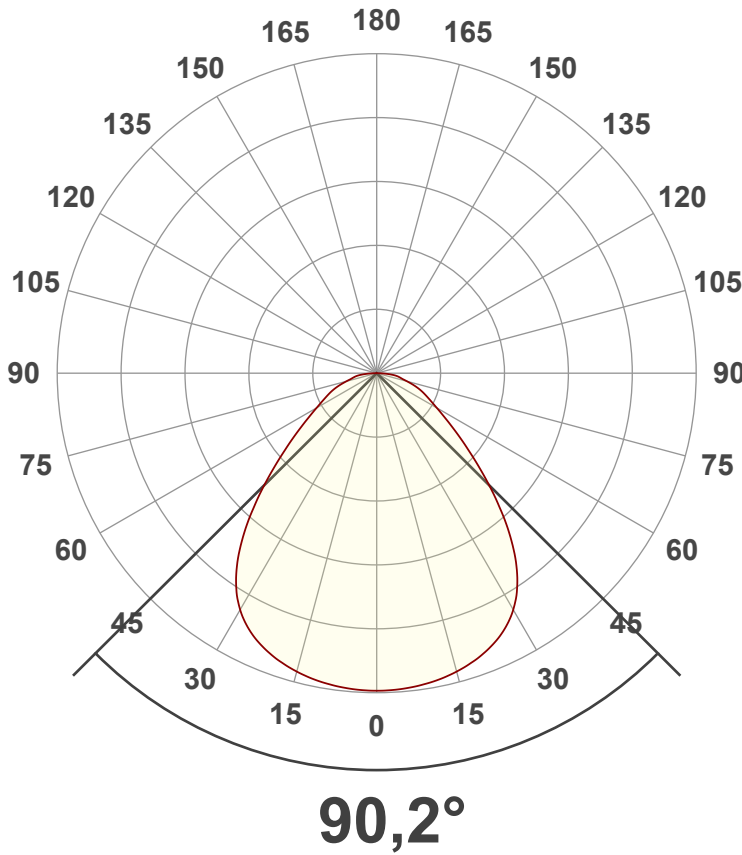


173-052 LED panel | 60*60 | 36W | 3-CCT | UGR19 | 2m cable EU plug

Beam angle

Luminous Intensity diagram

Unit: 0-100% of peak intensity



Main Values

Output (total Lumen)	3612 lm
Lumen Up/Down	0% / 100%
Peak Intensity	1612 cd
Beam Angle (50%)	90.2°
Beam Angle (90%)	90.2°
Beam Angle (10%)	90.2°

Cut-off Angle

Average 2.5%	174°
--------------	------

Field Angle

Average 10%	149.8°
-------------	--------

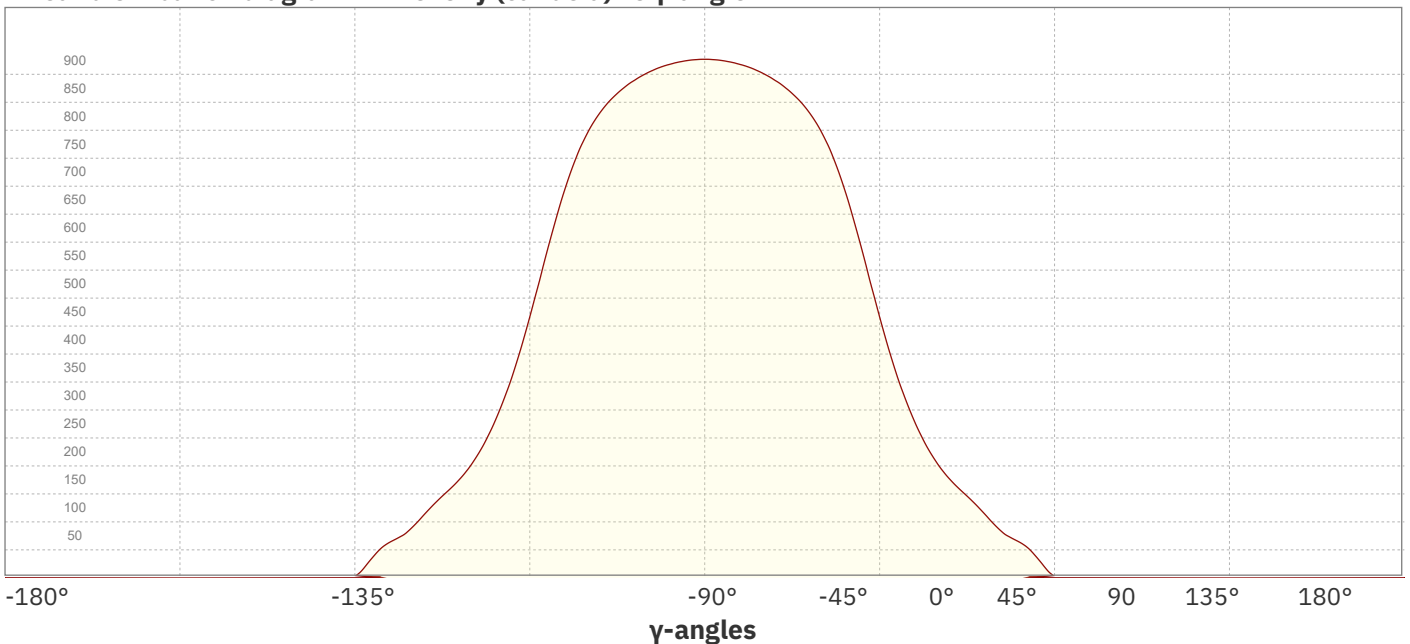
Intensity Ratio

In 120° cone	85.5%
In 90° cone	66.1%

C planes

- C000-C180
- C090-C270

Linear distribution diagram - Intensity (candela) vs γ-angle

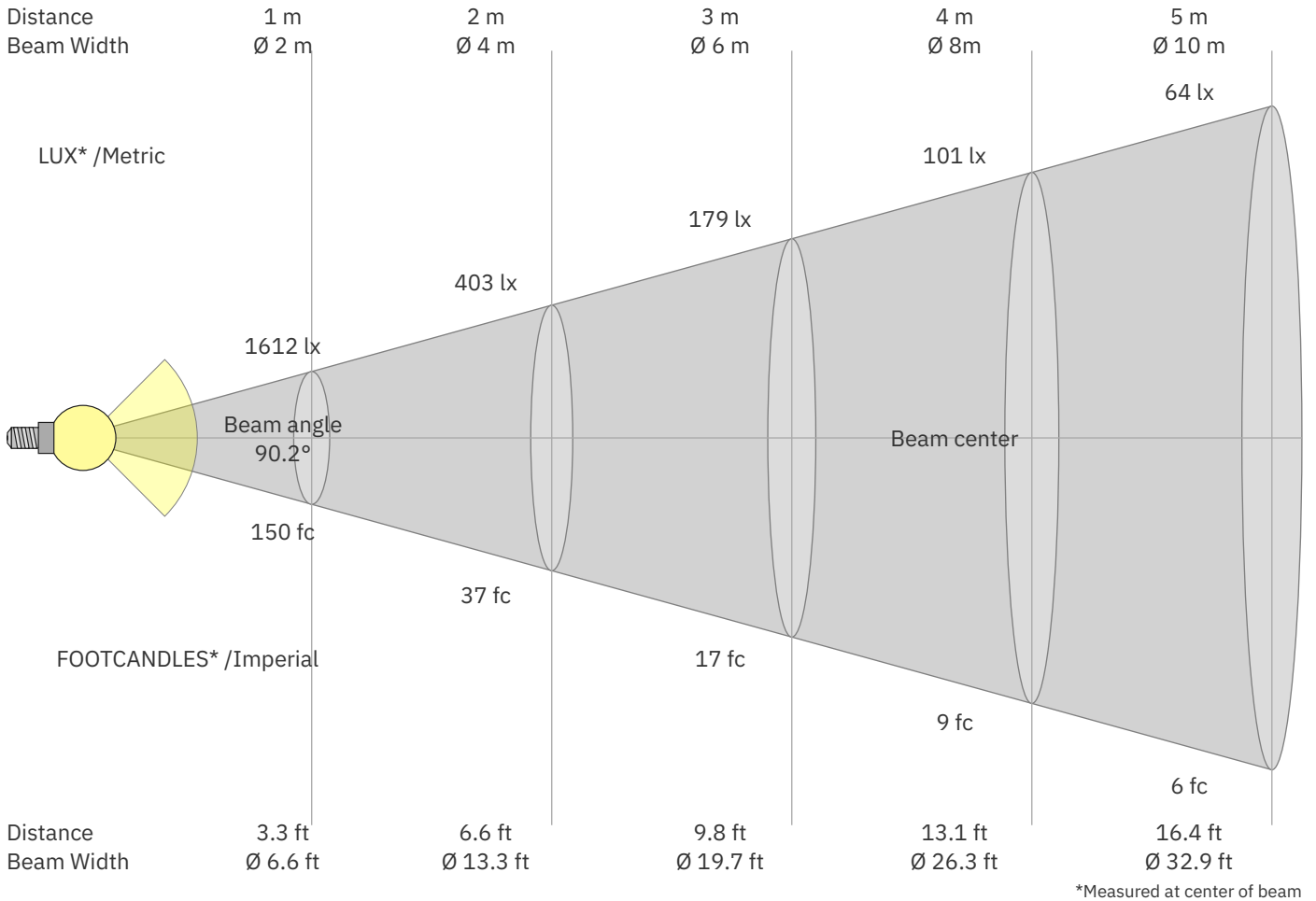


Document revision date: 1-7-2025 Measurement serial: VFR-250522-8771-SW



173-052 LED panel | 60*60 | 36W | 3-CCT | UGR19 | 2m cable EU plug

Beam Details



Beam intensities from 1 – 20 m

1	2	3	4	5	6	7	8	9	10	11	12	13	14	15	16	17	18	19	20	m
3.3	6.6	9.8	13.1	16.4	19.7	23	26.2	29.5	32.8	36.1	39.4	42.7	45.9	49.2	52.5	55.8	59.1	62.3	65.6	ft
1612	403	179	101	64	45	33	25	20	16	13	11	10	8	7	6	6	5	4	4	lux
149.8	37.4	16.6	9.4	6	4.2	3.1	2.3	1.8	1.5	1.2	1	0.9	0.8	0.7	0.6	0.5	0.5	0.4	0.4	fc

Intensities in 0° c-plane

0°	5°	10°	15°	20°	25°	30°	35°	40°	45°	50°	55°	60°	65°	70°	75°	80°	85°	90°	95°	γ
1612	1607	1593	1568	1531	1475	1386	1243	1039	811	609	459	353	282	224	160	117	69	2	0	cd
100%	100%	99%	97%	95%	92%	86%	77%	64%	50%	38%	28%	22%	17%	14%	10%	7%	4%	0%	0%	of 0°val

Intensities in 90° c-plane

0°	5°	10°	15°	20°	25°	30°	35°	40°	45°	50°	55°	60°	65°	70°	75°	80°	85°	90°	95°	γ
1612	1607	1593	1568	1531	1475	1386	1243	1039	811	609	459	353	282	224	160	117	69	2	0	cd
100%	100%	99%	97%	95%	92%	86%	77%	64%	50%	38%	28%	22%	17%	14%	10%	7%	4%	0%	0%	of 0°val

Intensities in 180° c-plane

0°	5°	10°	15°	20°	25°	30°	35°	40°	45°	50°	55°	60°	65°	70°	75°	80°	85°	90°	95°	γ
1612	1607	1593	1568	1531	1475	1386	1243	1039	811	609	459	353	282	224	160	117	69	2	0	cd
100%	100%	99%	97%	95%	92%	86%	77%	64%	50%	38%	28%	22%	17%	14%	10%	7%	4%	0%	0%	of 0°val

Intensities in 270° c-plane

0°	5°	10°	15°	20°	25°	30°	35°	40°	45°	50°	55°	60°	65°	70°	75°	80°	85°	90°	95°	γ
1612	1607	1593	1568	1531	1475	1386	1243	1039	811	609	459	353	282	224	160	117	69	2	0	cd
100%	100%	99%	97%	95%	92%	86%	77%	64%	50%	38%	28%	22%	17%	14%	10%	7%	4%	0%	0%	of 0°val

Document revision date: 1-7-2025 Measurement serial: VFR-250522-8771-SW





173-052 LED panel | 60*60 | 36W | 3-CCT | UGR19 | 2m cable EU plug

Light Planning – UGR table

Uncorrected, comprehensive UGR table according to CIE 117-1995

Reflectances		70	70	50	50	30	70	70	50	50	30
ρ Ceiling		70	70	50	50	30	70	70	50	50	30
ρ Walls		50	30	50	30	30	50	30	50	30	30
ρ Floor		20	20	20	20	20	20	20	20	20	20
Room size		Viewed Crosswise					Viewed Endwise				
H = mounting height above eye level		(Viewing direction orthogonal to lamp length axis)					(Viewing direction parallel to lamp length axis)				
X	Y										
2H	2H	15.4	16.5	15.6	16.8	17.0	15.4	16.5	15.6	16.8	17.0
	3H	16.4	17.6	16.8	17.8	18.0	16.4	17.6	16.8	17.8	18.0
	4H	17.0	18.1	17.4	18.3	18.6	17.0	18.1	17.4	18.3	18.6
	6H	17.5	18.5	17.8	18.8	19.1	17.5	18.5	17.8	18.8	19.1
	8H	17.8	18.7	18.1	19.0	19.4	17.8	18.7	18.1	19.0	19.4
	12H	18.0	18.9	18.4	19.2	19.7	18.0	18.9	18.4	19.2	19.7
4H	2H	15.7	16.8	16.1	17.1	17.4	15.7	16.8	16.1	17.1	17.4
	3H	17.2	18.1	17.5	18.4	18.9	17.2	18.1	17.5	18.4	18.9
	4H	17.8	18.6	18.2	19.0	19.5	17.8	18.6	18.2	19.0	19.5
	6H	18.4	19.2	18.9	19.6	20.0	18.4	19.2	18.9	19.6	20.0
	8H	18.8	19.5	19.3	19.9	20.3	18.8	19.5	19.3	19.9	20.3
	12H	19.1	19.7	19.6	20.1	20.6	19.1	19.7	19.6	20.1	20.6
8H	4H	18.0	18.8	18.6	19.1	19.5	18.0	18.8	18.6	19.1	19.5
	6H	18.9	19.5	19.4	19.9	20.5	18.9	19.5	19.4	19.9	20.5
	8H	19.5	19.9	20.0	20.4	21.1	19.5	19.9	20.0	20.4	21.1
	12H	19.9	20.3	20.5	20.8	21.4	19.9	20.3	20.5	20.8	21.4
12H	4H	18.1	18.7	18.6	19.1	19.6	18.1	18.7	18.6	19.1	19.6
	6H	19.1	19.5	19.6	20.1	20.7	19.1	19.5	19.6	20.1	20.7
	8H	19.6	20.0	20.2	20.5	21.1	19.6	20.0	20.2	20.5	21.1

Variations with the observer position for the luminaire spacings. S:

S = 1.0H	0.1 / -0.2	0.1 / -0.2
S = 1.5H	0.4 / -0.4	0.4 / -0.4
S = 2.0H	0.8 / -0.6	0.8 / -0.6

Coefficients of Utilization

Ceiling reflectance	80	70	50	30	10	0												
Wall reflectance	70 50 30	10 70 50	30 10 50	30 10 50	30 10 50	30 10 0												
Floor reflectance	20 20 20	20 20 20	20 20 20	20 20 20	20 20 20	20 20 0												
RCR	(RCR: Room Cavity Ratio)																	
Room Values are expressed as percentage of Lumen delivered to the task surface																		
0	119	119	119	119	116	116	116	116	111	111	106	106	106	102	102	102	100	
1	110	105	102	98	107	103	100	97	99	96	93	95	93	91	92	90	88	86
2	101	94	87	82	98	92	86	81	88	83	79	85	81	78	82	79	76	74
3	93	84	76	70	91	82	75	70	79	73	68	76	71	67	74	70	66	64
4	86	75	67	61	84	74	66	60	71	65	60	69	63	59	67	62	58	56
5	80	68	60	53	78	67	59	53	65	58	53	63	57	52	61	56	52	50
6	74	62	53	47	72	61	53	47	59	52	47	57	51	46	56	50	46	44
7	69	56	48	42	67	56	48	42	54	47	42	53	46	42	51	46	41	40
8	64	52	44	38	63	51	43	38	50	43	38	49	42	38	47	42	38	36
9	60	48	40	35	59	47	40	35	46	39	35	45	39	34	44	38	34	32
10	57	44	37	32	56	44	37	32	43	36	32	42	36	31	41	35	31	30