

SHP-S TwinArc

SHP-S 150W TWINARC E40 SLV
0020740



Product features

- Range of high pressure sodium lamps with double arc tube construction, - Dual arc tube design guarantees immediate re-strike after a power interruption, - Double lamp life and reduced occurrence of early failures, -Ideal for applications which are difficult to access, or where maintenance is expensive, -Perfect for tunnels, airports, military installations, harbours and industrial sites



PRODUCT OVERVIEW

Product name	SHP-S 150W TWINARC E40 SLV
Technology	HID
Watt (Rated) (W)	155
Cap/Base	E40
Lamp finish	Frosted/Coated
Fixture rating	Open
General application	Logistics & Industry
ETIM Class	EC000821
E-number FI	4845534
E-number SE	8358108
E-number Norway	3800725
Useful luminous flux (Fuse)	16580
Luminous flux (lm)	16580
Colour temperature (K)	2050
CRI (Ra)	20
Colour Variation Initial (SDCM)	N/A
Photobiological Risk Group	Not applicable
Wattage (W)	155
Dimmable	No
Dimming method	Mains: leading / trailing edge
Average life (Nominal) (h)	55000
Product EAN number	5410288207407

DATA TABLE

General data

Product name	SHP-S 150W TWINARC E40 SLV
Technology	HID
Watt (Rated) (W)	155
Cap/Base	E40
Lamp finish	Frosted/Coated
Fixture rating	Open
General application	Logistics & Industry
ETIM Class	EC000821
E-number FI	4845534
E-number SE	8358108

SHP-S TwinArc

SHP-S 150W TWINARC E40 SLV
0020740

E-number Norway	3800725
-----------------	---------

Optical data

Useful luminous flux (Fuse)	16580
Luminous flux (lm)	16580
Luminous flux (Rated) (lm)	16580
Ambient temperature for maximum luminous flux (°C)	25
Colour temperature (K)	2050
CRI (Ra)	20
Colour Variation Initial (SDCM)	N/A
Adjustable chromaticity	N
Luminous Intensity (cd)	Not Applicable
Photobiological Risk Group	Not applicable
Rated lumen maint. factor (%) at 4000 h 50Hz	96
Rated lumen maint. factor (%) at 6000 h 50Hz	94
Rated lumen maint. factor (%) at 8000 h 50Hz	93
Rated lumen maint. factor (%) at 12000 h 50Hz	91
Rated lumen maint. factor (%) at 16000 h 50Hz	90
Rated lumen maint. factor (%) at 20000 h 50Hz	89

Electrical data

Wattage (W)	155
Current (A)	1.8
Control gear required	Yes
Dimmable	No
Dimming method	Mains: leading / trailing edge
Lamp Energy Label (class)	F
kWh per 1000 hours burning time	165

Lifetime data

Average life (Nominal) (h)	55000
Average life (Rated) (h)	55000
Life T90	24000
Rated survival factor (%) at 2000 h 50Hz	100
Rated survival factor (%) at 4000 h 50Hz	100
Rated survival factor (%) at 6000 h 50Hz	100
Rated survival factor (%) at 8000 h 50Hz	99
Rated survival factor (%) at 12000 h 50Hz	98
Rated survival factor (%) at 16000 h 50Hz	96
Rated survival factor (%) at 20000 h 50Hz	93

SHP-S TwinArc

SHP-S 150W TWINARC E40 SLV

0020740

Physical data

Nominal Product Length (mm)	227
Nominal Product Diameter (mm)	91
Max. Lamp Diameter (mm) - D	91
Weight (kg)	0.147

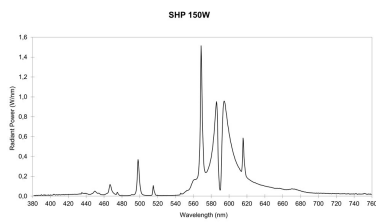
Packaging

Product EAN number	5410288207407
Packaging single length / height (cm)	25.0
Packaging single width (cm)	9.0
Packaging single depth (cm)	9.0
DUN14 (outer)	15410288207404
Units per outer package	12
Packaging outer length / height (cm)	38.0
Packaging outer width (cm)	28.0
Packaging outer depth (cm)	28.0

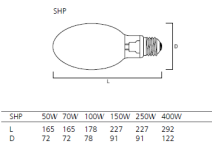
Safety data

Lamp mercury content (mg)	8
Breakage cleaning instructions	Applicable
Recommendation for disposal at end of life	Applicable
Special purpose lamp	No
Suitable for household illumination	No

PHOTOMETRY



TECHNICAL DRAWINGS



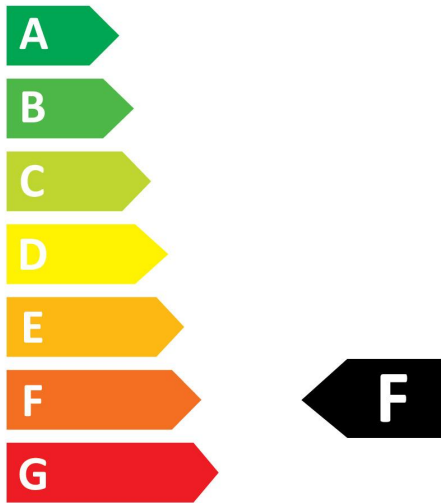
SYLVANIA

SHP-S TwinArc
SHP-S 150W TWINARC E40 SLV
0020740



SYLVANIA

0020740



155
kWh/1000h




2019/2015

SYLVANIA

SHP-S TwinArc
SHP-S 150W TWINARC E40 SLV
0020740



0020740



155
kWh/1000h



2019/2015