

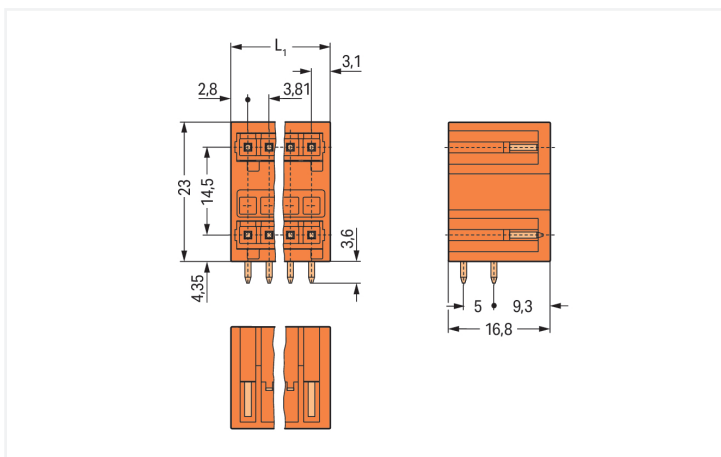
## Data Sheet | Item Number: 734-434

THT double-deck male header; 1.0 x 1.0 mm solder pin; angled; 100% protected against mismatching; Pin spacing 3.81 mm; 8-pole; orange

<https://www.wago.com/734-434>



Color: ■ orange



Dimensions in mm

$L1 = (\text{pole no.} / 2 - 1) \times \text{pin spacing} + 5.9 \text{ mm}$

Male connector, 734 Series, with 3.81 mm pin spacing

This male connector (item number 734-434) simplifies electrical installations. The dimensions are (17.33 x 26.6 x 16.8) mm (width x height x depth).

The contact surface is coated with tin. THT is used to assemble the pcb connector.

## Notes

## Safety Information

The MCS – MULTI CONNECTION SYSTEM includes connectors without breaking capacity in accordance with DIN EN 61984. When used as intended, these connectors must not be connected/disconnected when live or under load. When used as intended, these connectors must not be connected/disconnected when live or under load. The circuit design should ensure header pins, which can be touched, are not live when unmated.

## Variants:

Other pole numbers

Gold-plated or partially gold-plated contact surfaces

Other versions (or variants) can be requested from WAGO Sales or configured at <https://configurator.wago.com/>.

## Electrical data

Ratings per		IEC/EN 60664-1			Approvals per		UL 1059		
Overvoltage category		III	III	II	Use group	B	C	D	
Pollution degree		3	2	2	Rated voltage	300 V	-	300 V	
Nominal voltage		160 V	160 V	320 V	Rated current	10 A	-	10 A	
Rated impulse withstand voltage		2.5 kV	2.5 kV	2.5 kV					
Rated current		10 A	10 A	10 A					

Approvals per		CSA		
Use group		B	C	D
Rated voltage		300 V	-	300 V
Rated current		10 A	-	10 A

## Connection Data

Total number of potentials	8	<b>Connection 1</b>		
Number of connection types	1	Pole number	8	
Number of levels	2			

## Physical data

Pin spacing	3.81 mm / 0.15 inches
Width	17.33 mm / 0.682 inches
Height	26.6 mm / 1.047 inches
Height from the surface	23 mm / 0.906 inches
Depth	16.8 mm / 0.661 inches
Solder pin length	3.6 mm
Solder pin dimensions	1 x 1 mm
Drilled hole diameter with tolerance	1.4 <sup>(+0.1)</sup> mm

## Mechanical data

Variable coding	Yes
Anti-rotation protection	Yes

### Plug-in connection

Contact type (pluggable connector)	Male connector/plug
Connector (connection type)	for PCB
Mismating protection	Yes
Mating direction to the PCB	0°

### PCB contact

PCB contact	THT
Solder pin arrangement	over the entire male connector (in-line)
Number of solder pins per potential	1

### Material data

Note (material data)	<a href="#">Information on material specifications can be found here</a>
Color	orange
Material group	I
Insulation material (main housing)	Polyamide (PA66)
Flammability class per UL94	V0
Contact material	Electrolytic copper (E <sub>Cu</sub> )
Contact Plating	Tin
Fire load	0.097 MJ
Weight	5.1 g

### Environmental requirements

Limit temperature range	-60 ... +100 °C
Processing temperature	-35 ... +60 °C

### Commercial data

Product Group	3 (Multi Conn. System)
PU (SPU)	100 pcs
Packaging type	Box
Country of origin	DE
GTIN	4044918873147
Customs tariff number	85366930000

### Product Classification

UNSPSC	39121409
eCl@ss 10.0	27-44-04-02
eCl@ss 9.0	27-44-04-02
ETIM 9.0	EC002637
ETIM 10.0	EC002637
ECCN	NO US CLASSIFICATION

**Environmental Product Compliance**

RoHS Compliance Status Compliant, No Exemption

**Approvals / Certificates**

General approvals			Approvals for marine applications		
Approval	Standard	Certificate Name	Approval	Standard	Certificate Name
CB DEKRA Certification B.V.	EN 61984	NL-54190	DNV DNV GL SE	-	TAE000016Z
CSA DEKRA Certification B.V.	C22.2	1465035	LR Lloyds Register	IEC 61984	96/20035 (E5)
KEMA/KEUR DEKRA Certification B.V.	EN 61984	71-105522	PRS Polski Rejestr Statków	-	TE/1095/880590/23
UL Underwriters Laboratories Inc.	UL 1977	E 45171			

**Downloads**

**Environmental Product Compliance**

Compliance Search	
Environmental Product Compliance 734-434	<a href="#">↓</a>

**Documentation**

**Additional Information**

Technical Section	03.04.2019	pdf 2027.26 KB	<a href="#">↓</a>
-------------------	------------	-------------------	-------------------

**CAD/CAE-Data**

CAD data	CAE data
2D/3D Models 734-434 <a href="#">↓</a>	EPLAN Data Portal 734-434 <a href="#">↓</a>
	ZUKEN Portal 734-434 <a href="#">↓</a>

**PCB Design**

Symbol and Footprint via SamacSys 734-434 <a href="#">↓</a>
Symbol and Footprint via Ultra Librarian 734-434 <a href="#">↓</a>

## 1 Compatible Products

### 1.1 System counterpart

#### 1.1.1 Female connector/socket

**Item No.: 734-204**

1-conductor female connector; CAGE CLAMP®; 1.5 mm<sup>2</sup>; Pin spacing 3.81 mm; 4-pole; 100% protected against mismatching; orange

## 1.2 Optional Accessories

### 1.2.1 Coding

#### 1.2.1.1 Coding

**Item No.: 734-400**

Coding key; to be snapped above bottom level; light gray

**Item No.: 734-159**


Coding key; to be snapped above top level; black

**Item No.: 734-130**


Coding key; to be snapped above top level; white

## Installation Notes

### Coding



Coding a THT double-deck male header – lower level.



Coding a THT double-deck male header.