

# Productinformatieblad

Specificaties



## flush mounted white illum selector switch head 3 pos return center cp grey

ZB5FK1513C0

**Belangrijk bericht:** A change in appearance may be noted on the product but does not affect its use in terms of function and safety. This makes it compatible with our Universal LED blocks  
EAN Code: 3606489753795

**Prijs: 31,85 EUR**

### Hoofd

|                                    |                                    |
|------------------------------------|------------------------------------|
| range of product                   | Harmony XB5                        |
| product of component type          | Kop voor verlichte keuzeschakelaar |
| compatibiliteit product            | Universele LED                     |
| device short name                  | ZB5                                |
| kraag materiaal                    | Kunststof gekleurd grijs           |
| bevestigingsdiameter               | 30,5 mm                            |
| koptype                            | Built-in-flush                     |
| verkoop per ondeelbare hoeveelheid | 1                                  |
| vorm van kop signaleringseenheid   | Rond                               |
| type operator                      | Naar het midden terugverend        |
| operator profiel                   | Wit standaard hendel               |
| informatie positie operator        | 3 standen +/- 45°                  |

### Complementair

|                                |  |
|--------------------------------|--|
| CAD totale breedte             | 37 mm  |
| CAD totale hoogte              | 37 mm  |
| CAD totale diepte              | 46 mm  |
| gewicht product                | 0,03 kg  |
| elektrische samenstellingscode | M3 voor <4 contacten gebruik enkelvoudig blokken in vooraan gemonteerd met integrale LED<br>M6 voor <2 contacten gebruik enkelvoudig blokken in vooraan gemonteerd met ingebouwde LED en transformator<br>M10 voor <2 contacten gebruik enkelvoudig blokken in vooraan gemonteerd met integrale LED<br>MF1 voor <2 contacten gebruik enkelvoudig blokken in vooraan gemonteerd met integrale LED<br>M4 voor <4 contacten gebruik enkelvoudig en dubbel blokken in vooraan gemonteerd met integrale LED |
| product presentatie            | Basisonderdeel   |

### Omgeving

|                                     |             |
|-------------------------------------|-------------|
| beschermende behandeling            | TH          |
| ambient air temperature for storage | -40...70 °C |

De weergegeven prijs is de adviesprijs in euro excl. BTW. Deze kan onderhevig zijn aan korting. Neem contact op met uw lokale distributeur of detailhandel voor de daadwerkelijke prijs

|  |  |
|--|--|
| <b>omgevingstemperatuur voor werking</b> | -40...70 °C  |
| <b>overvoltage category</b>              | Klasse II In overeenstemming met IEC 60536   |
| <b>IP beschermingsgraad</b>              | IP66 In overeenstemming met IEC 60529<br>IP67  |
| <b>Enclosure Type</b>                    | UL type 4X/13  |
| <b>weerstand hoge druk drukring</b>      | 7000000 Pa om 55 °C, afstand: 0.1 m  |
| <b>IK-beschermingsgraad</b>              | IK03 In overeenstemming met IEC 50102  |
| <b>standards</b>                         | UL 508<br>EN/IEC 60947-1<br>EN/IEC 60947-5-5<br>CSA C22.2 Nr 14<br>EN/IEC 60947-5-4<br>EN/IEC 60947-5-1<br>JIS C8201-5-1<br>JIS C8201-1  |
| <b>product certifications</b>            | CSA<br>DNV<br>BV<br>LROS (Lloyds register of shipping)<br>UL listed  |
| <b>trilling bestendigheid</b>            | 5 gn (f= 2...500 Hz) In overeenstemming met IEC 60068-2-6  |
| <b>schokbestendigheid</b>                | 30 gn (duur = 18 ms) voor halve sinusgolf versnelling In overeenstemming met IEC 60068-2-27<br>50 gn (duur = 11 ms) voor halve sinusgolf versnelling In overeenstemming met IEC 60068-2-27 |

## Verpakkingseenheid

|  |         |
|--|---------|
| <b>Eenheidstype van verpakking 1</b>   | PCE     |
| <b>Aantal eenheden in verpakking 1</b> | 1       |
| <b>verpakking 1 hoogte</b>             | 5,45 cm |
| <b>verpakking 1 breedte</b>            | 4,3 cm  |
| <b>verpakking 1 lengte</b>             | 5,2 cm  |
| <b>verpakking_1_gewicht</b>            | 22,0 g  |

## contractuele waarborg

|                              |    |
|------------------------------|----|
| <b>Garantie (in maanden)</b> | 18 |
|------------------------------|----|

Schneider Electric wil tegen 2050 de Net Zero-status hebben bereikt via partnerschappen in de toeleveringsketen, materialen met een lagere impact en circulariteit via onze doorlopende campagne "Use Better, Use Longer, Use Again" om de levensduur van producten en de recycleerbaarheid te verlengen.

[Uitleg van Environmental Data](#) >

[Hoe evalueren we de duurzaamheid van producten?](#) >

### Milieuoetadruk

Milieu Profiel

[Milieuprofiel van het product](#)

## Use Better

### Materialen en verpakking

Pakket met gerecycleerd karton

Ja

Verpakkingen zonder kunststof

Ja

RoHS-richtlijn van de EU

[Conform](#)

REACH-verordening

[Referentie bevat geen SVHC boven drempelwaarde](#)

## Use Longer

### Levensduurverlenging

Reparatie

Nee

## Use Again

### Herverpakken en herfabriceren

Circulair Profiel

[Informatie over einde levensduur](#)

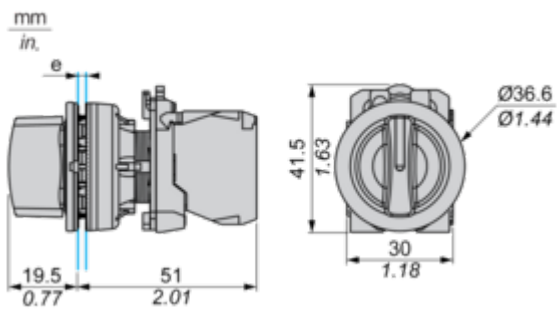
Terugname

Ja

Dimensions Drawings

Dimensions

---



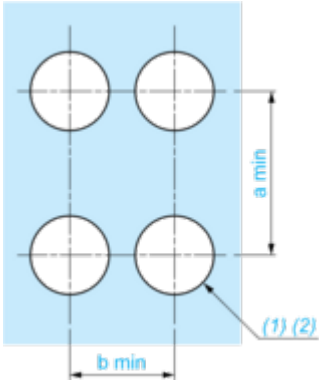
e: Clamping thickness: 1 to 6 mm / 0.04 to 0.24 in.

Mounting and Clearance

**Panel Cut-out for Pushbuttons, Switches and Pilot Lights (Finished Holes, Ready for Installation)**

---

Connection by Screw Clamp Terminals or Plug-in Connectors



(1) Diameter on finished panel or support

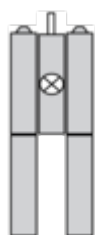
(2)  $\text{Ø}30.75 \text{ mm}$  recommended ( $\text{Ø}30.5 \text{ }_0^{+0.5}$ ) /  $\text{Ø}1.21 \text{ in.}$  recommended ( $\text{Ø}1.20 \text{ in. }_0^{+0.0196}$ )

| Connections                                   | a in mm | a in in. | b in mm | b in in. |
|---|---------|----------|---------|----------|
| By screw clamp terminals or plug-in connector | 40      | 1.57     | 40      | 1.57     |
| By Faston connectors                          | 45      | 1.77     | 40      | 1.57     |

Technical Description

Electrical Composition Corresponding to Code M3

---



Electrical Composition Corresponding to Code M4

---

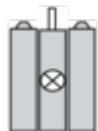


Electrical Composition Corresponding to Codes M6 and P2

---



Electrical Composition Corresponding to Codes M5, M10, MF1, MR1 and MF2



**Legend**

---

Single contact



Double contact



Light block



Possible location



**Sequence of Contacts Fitted to 2-position Selector Switch Body**

**Position 315°**



|             |                 |        |        |  |       |
|-------------|-----------------|--------|--------|--|-------|
| <b>Push</b> | Position        | Top    |        |  |       |
|             |                 | Bottom |        |  |       |
|             | Location        |        | Left   |  | Right |
|             | State           |        | 0      |  | 0     |
|             | <b>Contacts</b> | N/O    |        |  | open  |
| N/C         |                 | closed | closed |  |       |

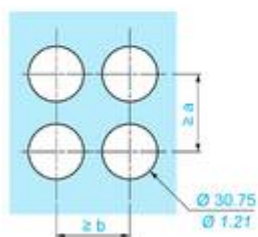
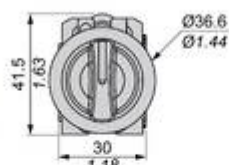
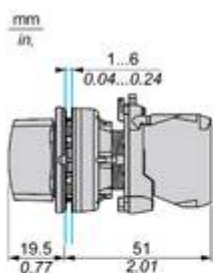
**Position 45°**



|                 |          |        |        |        |       |
|-----------------|----------|--------|--------|--------|-------|
| <b>Push</b>     | Position | Top    |        |        |       |
|                 |          | Bottom |        |        |       |
|                 | Location |        | Left   |        | Right |
|                 | State    |        | 1      |        | 1     |
| <b>Contacts</b> | N/O      |        | closed | closed |       |
|                 | N/C      |        | open   | open   |       |

## Technical Illustration

### Dimensions



|           |           | a (mm) | a (in.) | b (mm) | b (in.) |
|-----------|-----------|--------|---------|--------|---------|
|           |           | 40     | 1.57    | 40     | 1.57    |
| ZBE.....  | ZBV.....  |        |         |        |         |
|           |           | 45     | 1.77    | 40     | 1.57    |
| ZBE.....3 | ZBV.....3 |        |         |        |         |
|           |           | 40     | 1.57    | 40     | 1.57    |
| ZBE.....4 | ZBV.....4 |        |         |        |         |

Offer Marketing Illustration

Product benefits / Features

---

The infographic features a central image of three electrical components: a red pushbutton, a green illuminated pushbutton, and a black selector switch. Surrounding this central image are five circular icons, each with a corresponding text block describing a feature. The background is a solid green color.

### Features

Harmony XB4/XB5  
Flush mounting solution

-  Innovative and attractive design improving the look and feel of control panels and machines
-  Robustness to withstand harsh environments
-  Quick and easy installation into a standard 30mm hole
-  Available for pushbuttons, illuminated pushbuttons, pilot lights and selector switches
-  Easier to clean with towels than standard offers

Offer Marketing Illustration

Product benefits / Features

---

## Technical Benefits

Harmony XB5

Conformity with IEC, UL, CSA, CCC EAC, and JIS standards, as well as CE marking and marine approvals

Up to IP66, 67, 69, 69K, and type 4X protection ratings

High vibration resistance with shake-proof terminal screws



Operating temperature from -40°C to 70°C

Shock protection level up to IK06

Secure switching of inductive or heavy DC loads directly – 100 000 operations at 10A, 24V dc

Offer Marketing Illustration

Product benefits / Features

---



The infographic features a central image of a Schneider XB5 terminal block with a grey cover. It is surrounded by five circular icons, each with a corresponding text description of a feature. The background is a solid green color.

### Features Harmony XB5

- Quick and easy assembly and disassembly** (Icon: crossed wrench and screwdriver)
- Excellent mechanical connection with operator head** (Icon: hand holding a screwdriver)
- Various types of connection: screw clamp, connector, Faston connector, spring terminal, or printed circuit board** (Icon: screwdriver)
- Large set of accessories to customize your panels** (Icon: screwdriver with a plus sign)
- Robustness to withstand harsh environments** (Icon: lightning bolt and rain cloud)

Image of product / Alternate images

Alternative

---

