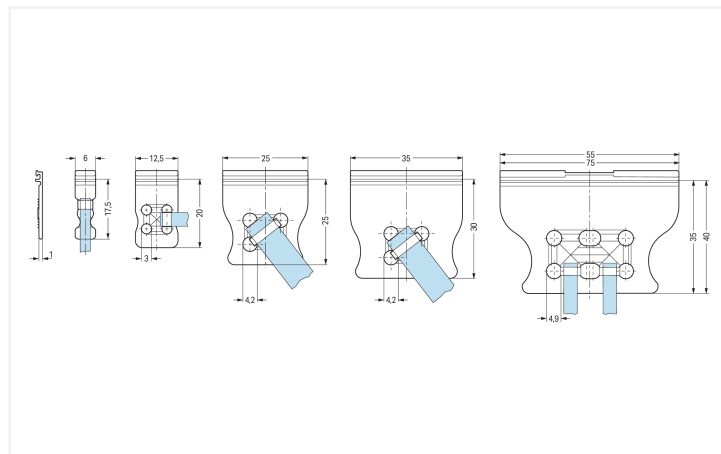


Data Sheet | Item Number: 734-126

Strain relief plate; for female and male connectors; 35 mm wide; 1 part; Pin spacing 3.5 mm; light gray

<https://www.wago.com/734-126>



Color: ■ light gray

Dimensions in mm

The arrangement of the attachments for cable ties allows single conductors or multi-core cables to be secured in different ways. The width of the cable ties must correspond to the hole dimensions of the strain relief plates shown above.

Physical data

| | |
|--------|------------------------|
| Width | 35 mm / 1.378 inches |
| Height | 1.87 mm / 0.074 inches |
| Depth | 32 mm / 1.26 inches |

Mechanical data

| | |
|---------------|--|
| Mounting type | Insert |
| Suitable | for standard male and female connectors (2.5 mm; 3.5 mm; 5 mm; 7.5 mm pin spacing) |

Material data

| | |
|----------------------|--|
| Note (material data) | Information on material specifications can be found here |
| Color | light gray |
| Fire load | 0.032 MJ |
| Weight | 1.2 g |

Commercial data

| | |
|-----------------------|------------------------|
| Product Group | 3 (Multi Conn. System) |
| PU (SPU) | 100 (25) pcs |
| Packaging type | Box |
| Country of origin | DE |
| GTIN | 4017332639217 |
| Customs tariff number | 85389099990 |

| Product Classification | |
|------------------------|----------------------|
| UNSPSC | 39121702 |
| eCl@ss 10.0 | 27-44-04-92 |
| eCl@ss 9.0 | 27-44-04-92 |
| ETIM 9.0 | EC002848 |
| ETIM 10.0 | EC002848 |
| ECCN | NO US CLASSIFICATION |

| Environmental Product Compliance | |
|----------------------------------|-------------------------|
| RoHS Compliance Status | Compliant, No Exemption |

Approvals / Certificates

Approvals for marine applications



| Approval | Standard | Certificate Name |
|-----------------------|-----------|------------------|
| LR Lloyds Register | IEC 61984 | 96/20035 (E5) |

Downloads

Environmental Product Compliance

| Compliance Search | |
|--|-------------------|
| Environmental Product Compliance 734-126 | ↓ |

Documentation

| Additional Information | | | |
|------------------------|------------|-------------------|-------------------|
| Technical Section | 03.04.2019 | pdf 2027.26 KB | ↓ |


CAD/CAE-Data

| CAD data | |
|----------------------|-------------------|
| 2D/3D Models 734-126 | ↓ |

| CAE data | |
|----------------------|-------------------|
| ZUKEN Portal 734-126 | ↓ |

Installation Notes

Installation




Strain relief plates for factory or in-the-field assembly

Application



Strain relief plate, for factory assembly
1-conductor female connector, 2.5 mm pin spacing, light gray,
12-pole, with strain relief plate
733-112/034-000

Application



Strain relief plate, for factory assembly
1-conductor female connector, 2.5 mm pin spacing, light gray,
2-pole, with strain relief plate
(733-102/032-000)