

Colossal 600 OPAL

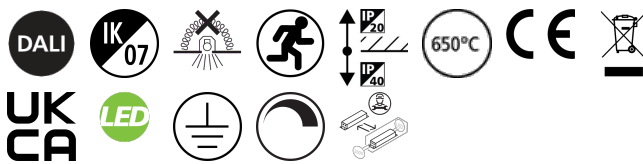
COLOSSAL 600mm 940 OPAL DIR WHITE DALI EM

2071188



Product features

- 600mm diameter circular architectural luminaire, can be surface mounted or suspended. Powder coated aluminium housing (RAL9016) with polycarbonate opal diffuser. Direct light distribution, 4535lm luminous flux, 41W system power, 111lm/W luminaire efficacy. DALI dimmable. 3 hours integrated emergency. Colour rendering index Ra >90, 4000K Neutral White LED, chromaticity tolerance of 3-step MacAdam ellipse. IP40, IK03. 450mA drive current. Electrical protection Class1, 220-240V. Reported lifetime 66k hours L90B10.

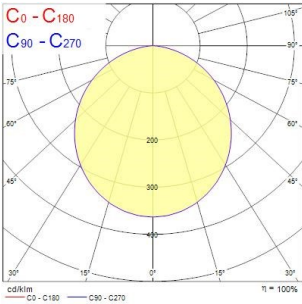
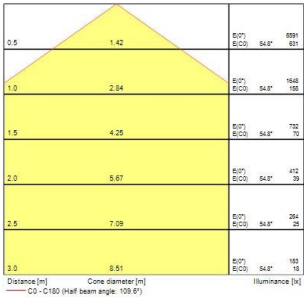


PRODUCT OVERVIEW

Product name	COLOSSAL 600mm 940 OPAL DIR WHITE DALI EM
Technology	LED (3 SDCM)
Cap/Base	N/A
Housing	Aluminium
Mount	Ceiling surface mounting, Suspended
General application	Hospitality, Office
ETIM Class	EC002892
Warranty	5 years
Fixture luminous flux (lm)	4535
Luminous flux (lm)	4535
Luminaire efficacy (lm/W)	111
Correlated colour temperature (k)	4000
Colour Code	940
Light colour	Neutral White
CRI (Ra)	90
Colour Variation Initial (SDCM)	SDCM3
Glare control	< 22
Photobiological Risk Group	RG0
Total power consumption (W)	41
Electrical protection	Class I
Control gear type	LED driver constant current
Dimmable	Yes
Dimming method	DALI-2
LED Flickering Rate	Ultra low (5% or less)
Housing colour	RAL 9016 - Traffic white / Bezel
IP rating	IP40/20
IK rating	IK07
Product EAN number	5025768711888

PHOTOMETRY

Colossal 600 OPAL
COLOSSAL 600mm 940 OPAL DIR WHITE DALI EM
2071188



TECHNICAL DRAWINGS

