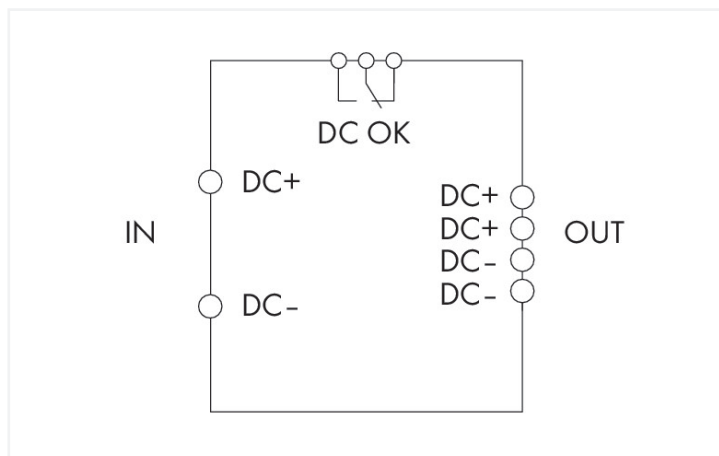


## Data Sheet | Item Number: 787-880

capacitive buffer module; 24 VDC input voltage; 24 VDC output voltage; 10 A output current; 0.06 ... 7.2 s buffer time; communication capability; 2,50 mm<sup>2</sup>

<https://www.wago.com/787-880>



### Features:

- Capacitive buffer module bridges short duration voltage drops or load fluctuations
- For an uninterruptible power supply
- Internal diode between input and output enables operation with a decoupled output
- Buffer modules can be readily parallel-connected to increase buffer time or load current
- Potential-free contact for charge condition monitoring

### Technical data

Input	
Nominal input voltage $U_{i, \text{nom}}$	DC 24 V
Input voltage range	DC 20 ... 30 V
Nominal mains frequency range	0 Hz
Input current $I_i$	$\leq 0.06$ A (no load); $\leq 1$ A (Charging); $\leq 11$ A

Output	
Nominal output voltage $U_{o, \text{nom}}$	DC 24 V
Output voltage range	$U_i - 0.5$ VDC (rated operation); 20.4 ... 24 VDC (buffer mode)
Nominal output current $I_{o, \text{nom}}$	10 A
Current limitation	$1.1 \times I_{o, \text{nom}}$ (typ.)

### Energy storage systems

Buffer time	0.06 ... 7.2 s depends on load current and switch-on threshold
Switch-on threshold (adjustable)	DC 20 ... 24 V
Charging time (typ.)	5 min

### Signaling and communication

Signaling	1 x LED DC OK (green) 1 x Charge LED (yellow) 1 x DC not OK LED (red) 1 x Isolated relay contact (max. 30 VDC; 1 A)
Operation status indicator	Green LED ( $U_o > 20$ V) Yellow LED (charging) Red LED ( $U_o < 20$ V)

### Efficiency/power losses

Power loss $P_1$	$\leq 1.5$ W; $\leq 6.5$ W (nominal load)
------------------	---

### Safety and protection

Isolation voltage (connectors – housing)	DC 0.5 kV
Protection class	III
Protection type	IP20; per EN 60529
Reverse voltage protection	Yes
Resistance to reverse feed	≤ DC 35 V
Pollution degree	2
Parallel operation	Yes
Series operation	No
MTBF	typ. 87,600 h (at 25 °C); typ. 30,500 h (at 40 °C)

### Connection data

Connection type 1	Input/output/relay
Connection technology	CAGE CLAMP®
WAGO connector	WAGO 231 Series
Solid conductor	0.08 ... 2.5 mm <sup>2</sup> / 28 ... 12 AWG
Fine-stranded conductor	0.08 ... 2.5 mm <sup>2</sup> / 28 ... 12 AWG
Strip length	8 ... 9 mm / 0.31 ... 0.35 inches

### Physical data

Width	57 mm / 2.244 inches
Height	163 mm / 6.417 inches
Depth from upper-edge of DIN-rail	179 mm / 7.047 inches
Note (dimensions)	Height with connector

### Mechanical data

Mounting type	DIN-35 rail
---------------	-------------

### Material data

Fire load	0 MJ
Weight	1000 g

### Environmental requirements

Ambient temperature (operation)	-10 ... +50 °C
Ambient temperature (storage)	-10 ... +60 °C
Relative humidity	5 ... 96 % (no condensation permissible)

### Standards and specifications

Conformity marking	CE
Standards/specifications	EN 60950 UL 508 EN 61000-6-2 EN 61000-6-3

Commercial data	
Product Group	6 (INTERFACE ELECTRONIC)
eCl@ss 10.0	27-04-07-01
eCl@ss 9.0	27-04-07-01
ETIM 8.0	EC002540
ETIM 7.0	EC002540
PU (SPU)	1 pcs
Packaging type	Box
Country of origin	DE
GTIN	4045454909833
Customs tariff number	85049017000

Environmental Product Compliance	
RoHS Compliance Status	Compliant, No Exemption

### Approvals / Certificates

General approvals			Declarations of conformity and manufacturer's declarations		
Approval	Standard	Certificate Name	Approval	Standard	Certificate Name
EAC Brjansker Zertifizierungsstelle	TP TC 020/2011	RU_C-DE.AM02. B.00093-19	EU-Declaration of Conformity WAGO GmbH & Co. KG	-	-
UL Underwriters Laboratories Inc.	UL 508	E255817			





### Downloads

Environmental Product Compliance	
Compliance Search	
Environmental Product Compliance 787-880	<a href="#">↓</a>

### Documentation

Bid Text				Instruction Leaflet	
787-880	12.07.2019	docx 21.33 KB	<a href="#">↓</a>	EPSITRON Capacitive Buffer Modules	pdf 516.78 KB
787-880	12.07.2019	xml 6.18 KB	<a href="#">↓</a>		

## CAD/CAE-Data

CAD data	CAE data
2D/3D Models 787-880 	EPLAN Data Portal 787-880 
	WSCAD Universe 787-880 
	ZUKEN Portal 787-880 

## 1 Compatible Products

## 1.1 Optional Accessories

## 1.1.1 Marking

## 1.1.1.1 Marking strip

**Item No.: 2009-110**

Marking strips; for Smart Printer; on reel; not stretchable; plain; snap-on type; white

**Item No.: 210-831**

Marking strips; on reel; 2.3 mm wide; plain; Self-adhesive; white

**Item No.: 210-832**

Marking strips; on reel; 3 mm wide; plain; Self-adhesive; white

## 1.1.2 Mounting adapter

## 1.1.2.1 DIN-rail adapter

**Item No.: 787-897**

Carrier rail adapter made of zinc die-cast; for mounting 787-8xx devices to a DIN 35 rail

**Item No.: 787-896**

Carrier rail adapter; for mounting 787-8xx devices to a DIN 35 rail

## 1.1.2.2 Wall-mount adapter

**Item No.: 787-895**

Mounting carrier; for screw fixing of 787-8xx devices on mounting plate or wall without DIN 35 rail

## 1.1.3 Tool

## 1.1.3.1 Operating tool

**Item No.: 210-720**

Operating tool; Blade: 3.5 x 0.5 mm; with a partially insulated shaft; multicoloured