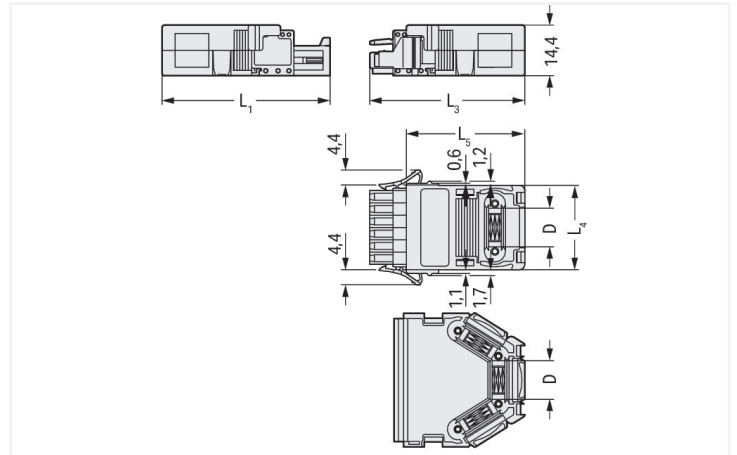


Data Sheet | Item Number: 734-636

Strain relief housing; for female and male connectors; 2 parts; Pin spacing 3.81 mm;
6-pole; orange

<https://www.wago.com/734-636>



Color: ■ orange

Similar to illustration

Dimensions in mm

Strain Relief Housing Dimensions (in mm):

Pole No.	L4	L3	L1	L5	D
2	10.6	43.1	46.8	32.7	5.0
3	14.4	43.1	46.8	32.7	8.5
4	18.2	43.1	46.8	32.7	8.5
5	22.0	43.1	46.8	32.7	8.5
6	25.9	44.1	47.8	33.7	11.5
8	33.5	44.1	47.8	33.7	11.5
9	37.3	44.1	47.8	33.7	11.5
10	41.1	53.1	56.8	42.7	11.5
12	48.7	53.1	56.8	42.7	11.5

- Suitable for cable clamp
- 1 x cable outlet, rear

Connection data

Connection 1

Pole number 6

Physical data

Pin spacing	3.81 mm / 0.15 inches
Width	25.9 mm / 1.020 inches
Height	14.4 mm / 0.567 inches
Depth	33.7 mm / 1.327 inches

Mechanical data

Suitable	for standard male and female connectors
----------	---

Material data

Note (material data)	Information on material specifications can be found here
Color	orange
Material group	I
Insulation material (main housing)	Polyamide (PA66)
Flammability class per UL94	V0
Fire load	0.12 MJ
Weight	4.3 g

Commercial data

Product Group	3 (Multi Conn. System)
PU (SPU)	25 pcs
Packaging type	Box
Country of origin	DE
GTIN	4017332548298
Customs tariff number	39269097900

Product Classification

UNSPSC	39121421
eCl@ss 10.0	27-44-04-92
eCl@ss 9.0	27-44-04-92
ETIM 9.0	EC002848
ETIM 10.0	EC002848
ECCN	NO US CLASSIFICATION

Environmental Product Compliance

RoHS Compliance Status	Compliant, No Exemption
------------------------	-------------------------

Approvals / Certificates

General approvals



Approval	Standard	Certificate Name
CB DEKRA Certification B.V.	EN 61984	NL-54190
KEMA/KEUR DEKRA Certification B.V.	EN 61984	71-105522

Approvals for marine applications



Approval	Standard	Certificate Name
DNV DNV GL SE	-	TAE000016Z
LR Lloyds Register	IEC 61984	96/20035 (E5)
PRS Polski Rejestr Statków	-	TE/1095/880590/23

Downloads

Environmental Product Compliance

Compliance Search

Environmental Product Compliance 734-636



Documentation

Additional Information

Technical Section

03.04.2019

pdf

2027.26 KB



CAD/CAE-Data

CAD data

2D/3D Models 734-636



CAE data

EPLAN Data Portal 734-636



ZUKEN Portal 734-636



1 Compatible Products

1.1 Required Accessories

1.1.1 Strain relief

1.1.1.1 Mounting accessories



[Item No.: 209-177](#)


Cable clamp; for strain relief; 4- to 6-pole

[Item No.: 209-172](#)

Fixing screws; for cable clamp; 6- to 12-pole


Installation Notes

Application



4-pole, 1-conductor female connector, with locking levers and strain relief housing (2- to 5-pole strain relief housing suitable only for cable ties)

Application



8-pole; 1-conductor male connector; with strain relief housing (6- to 12-pole strain relief housings suitable for cable clamp)