


Data Sheet | Item Number: 2091-1512/002-3000

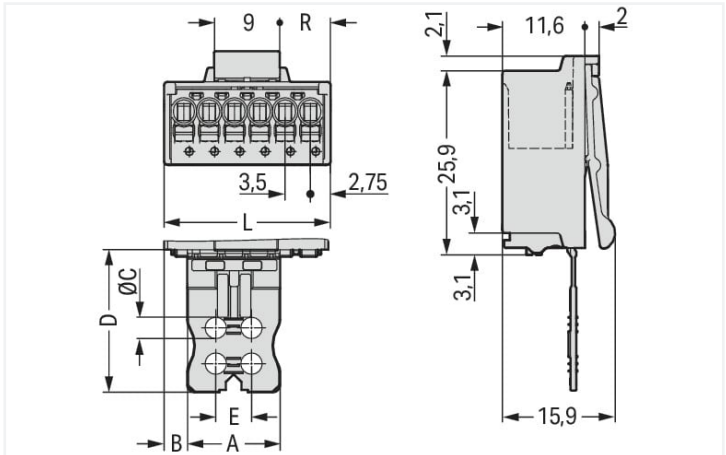
1-conductor male connector; Push-in CAGE CLAMP®; 1.5 mm²; Pin spacing 3.5 mm; 12-pole; Gripping plate; direct marking; 1,50 mm²; light gray

<https://www.wago.com/2091-1512/002-3000>



Color: ■ light gray

Similar to illustration



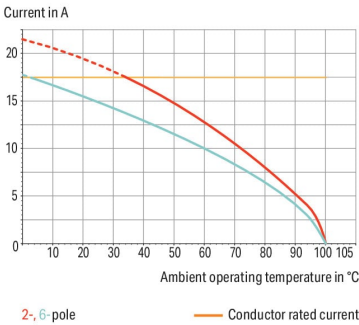
Dimensions in mm
L = (pole no. x pin spacing) + 2 mm
Even pole number R = (L – 9 mm) : 2
Odd pole number R = (L – 12.5 mm) : 2

Gripping plate Dimensions (in mm):

Pole No.	A	B	C	D	E
2	6	1.45	–	17	–
3	6	3.20	–	17	–
4	6	3.20	–	17	–
5	13	3.25	3	20	5
6	13	3.25	3	20	5
7	13	6.75	3	20	5
8	27	3.25	4.2	25	8
10	27	6.75	4.2	25	8
12	27	5.75	4.2	25	8

Derating Curve

1-conductor female connector (2091-1126) with
1-conductor male connector (2091-1512/002-000)
Pin spacing: 3.5 mm / Conductor cross-section: 1.5 mm² "f-st"
Based on: EN 60512-5-2 / Reduction factor: 0.8



- Universal connection for all conductor types
- Simple, push-in termination of solid and ferruled conductors
- Easy-to-use design does not require special tools
- Testing parallel to conductor entry – tip contact
- For "wire-to-wire" and "board-to-wire" connections
- Integrated release lever

Notes

Safety information

Variants:

The **picoMAX® Pluggable Connection System** includes connectors without breaking capacity in accordance with DIN EN 61984. When used as intended, these connectors must not be connected/disconnected when live or under load. The circuit design should ensure header pins, which can be touched, are not live when unmated.

Direct marking
Other versions (or variants) can be requested from WAGO Sales or configured at <https://configurator.wago.com/>.



Electrical data

Ratings per IEC/EN 60664-1				Approvals per UL 1059			
Overvoltage category	III	III	II	Use group	B	C	D
Pollution degree	3	2	2	Rated voltage	300 V	-	300 V
Nominal voltage	160 V	160 V	320 V	Rated current	10 A	-	10 A
Rated surge voltage	2.5 kV	2.5 kV	2.5 kV				
Rated current	10 A	10 A	10 A				

Connection data

Connection points	12	Connection 1	
Total number of potentials	12	Connection technology	Push-in CAGE CLAMP®
Number of connection types	1	Actuation type	Push-button
Number of levels	1	Actuation direction 1	Operation parallel to conductor entry
		Solid conductor	0.2 ... 1.5 mm² / 24 ... 14 AWG
		Fine-stranded conductor	0.2 ... 1.5 mm² / 24 ... 14 AWG
		Fine-stranded conductor; with insulated ferrule	0.25 ... 0.75 mm²
		Fine-stranded conductor; with uninsulated ferrule	0.25 ... 1.5 mm²
		Strip length	8 ... 9 mm / 0.31 ... 0.35 inches
		Pole number	12

Physical data

Pin spacing	3.5 mm / 0.138 inches
Width	44 mm / 1.732 inches
Height	15.9 mm / 0.626 inches
Depth	44 mm / 1.732 inches

Mechanical data

Variable coding	Yes
Design	with gripping plate
Anti-rotation protection	Yes





Plug-in connection

Contact type (pluggable connector)	Male connector/plug
Connector (connection type)	for conductor
Mismating protection	No
Plugging without loss of pin spacing	Yes
Locking of plug-in connection	Locking latch

Material data

Note (material data)	Information on material specifications can be found here
Color	light gray
Material group	I
Insulation material	Polyphthalamide (PPA GF)
Flammability class per UL94	V0
Clamping spring material	Chrome-nickel spring steel (CrNi)
Contact material	Electrolytic copper (E _{Cu})
Contact plating	Tin
Fire load	0.033 MJ



Material data		
Weight		11.8 g
Environmental requirements		
Limit temperature range		-60 ... +100 °C
Processing temperature		-35 ... +60 °C
Commercial data		
eCl@ss 10.0		27-14-11-06
eCl@ss 9.0		27-14-11-06
ETIM 8.0		EC001284
ETIM 7.0		EC001284
PU (SPU)		50 pcs
Packaging type		Box
Country of origin		DE
GTIN		4055143623025
Customs tariff number		85366930000
Environmental Product Compliance		
RoHS Compliance Status		Compliant, No Exemption
Approvals / Certificates		
General approvals		
<div></div>		
Approval	Standard	Certificate Name
CB DEKRA Certification B.V.	IEC 61984	NL-49736/A1
CSA DEKRA Certification B.V.	C22.2	2362521
KEMA/KEUR DEKRA Certification B.V.	EN 61984	71-102260 REV.1
UL Underwriters Laboratories Inc.	UL 1977	E45171
Downloads		
Environmental Product Compliance		
Compliance Search		
Environmental Product Compliance 2091-1512/002-3000		



Documentation

Additional Information			
Technical Section	03.04.2019	pdf 2010.85 KB	

1 Compatible Products

1.1 System counterpart

1.1.1 Female connector/socket



Item No.: 2091-1132
1-conductor female connector; push-button; Push-in CAGE CLAMP®; 1.5 mm²; Pin spacing 3.5 mm; 12-pole; 1,50 mm²; light gray

1.2 Optional Accessories

1.2.1 Coding

1.2.1.1 Coding



Item No.: 2091-1610
Coding key carrier; suitable for 3.5 mm pin spacing; orange