


Exit sign Luminaire

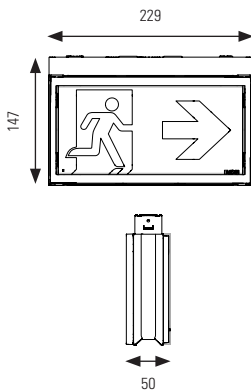
FlexiTech EC CGLine+ (Exit Ceiling)



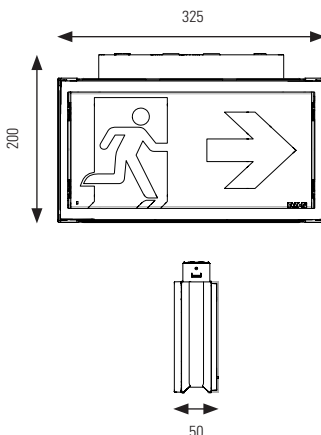
FlexiTech EC 30m/20m viewing distance



Dimensions for 20m viewing distance (mm)



Dimensions for 30m viewing distance (mm)



FlexiTech EC CGLine+

- Self-contained luminaire with Automatic Test and individual monitoring (CGLine+) for reduced inspection effort
- Single or double sided Exit sign for ceiling mounting, equipped with two light guides
- Robust construction IK07 for reliable operation even in difficult environments
- Available with 20 and 30m viewing distance with IP65 protection degree
- Non-obtrusive design and with a slim housing (50 mm)
- Including inlay legends for commonly used configurations, reducing the logistic effort to have the right pictograms on site
- The inlay legends are well protected against scratches and dirt
- Increased affordance functionality for better visibility of the exit sign and faster evacuation
- Optimal recognition via high luminance of white contrast colour > 500 cd/m² according to DIN4844-1 / ISO 3864-1 (for bright surroundings), and perfect uniformity $L_{min}/L_{max} > 0.8$
- Brightness selectable in two steps in mains operation (eg. theater: 50 cd/m², Supermarket: 500 cd/m²) and additional setting (30%, 70%, 100%)
- Selectable operating time (1/2/3/8h operation)
- Selectable operation mode (Maintained or Non-Maintained) via switch input
- Quick mounting set to snap or unsnap the luminaire for ease of installation and maintenance
- Rubber cable entries and screwless terminal blocks for fast wiring
- Low eco-footprint thanks to its eco-designed, low consumption and Lithium battery
- Simple fault analysis and status display via bicolor LED, testing button (magnet) and supervision solutions
- Lifespan: 10 years without component replacement, proven with 1 year aging test @70°C ambient temperature
- Complete range of accessories (suspension sets, wall bracket)
- Coloured accessories available on demand, custom designed pictograms also available

| | |
|--|--|
| Pictogram | |
| Viewing distance | 20m or 30m |
| Included labels | 4 Non-adhesive Exit legends (D,U,R,L), ISO format |
| Luminous flux Φ_e/Φ_n at end of rated operating time | 100% @ 1h, 50% @ 2h, 30% @ 3h, 16% @ 8h |
| Illumination in mains mode | 50 or 500 cd setting via switch, and possible additional setting via magnet (30%, 70%, 100%) |
| Operation | Maintained / Non-Maintained (via switch input) |
| Duration | Configurable 1/2/3/8 hours |
| Testing system | Automatic Test in compliance with EN 62034 Connection possible to the CGLine+ monitoring system |
| Housing | |
| Type of mounting | Ceiling surface-mounting |
| Material | Polycarbonate |
| Colour | White RAL9003 |
| Degree of protection | IP65 / IK07 |
| Terminals | Screwless terminals for flexible and rigid wires From 0.5 to 2.5 mm ² |
| Connection voltage | 220 - 240 V AC, 50/60 Hz |
| Permissible ambient temperature | 5°C to 45°C, 0°C to 45°C in maintained mode. 35°C max for 10 years lifetime. |
| Battery | LiFePO4 |
| Light source | LED, Lifespan 100 000h |
| Insulation Class | II |

Ordering details

| Order code | Viewing distance | IP | IK | Illumination in mains mode (cd/m ²) | Operation | Consumption NM (W/VA) | Consumption Maintained operation full brightness | | Battery | Weight (kg) |
|-----------------|------------------|----|----|---|-----------|-----------------------|--|----------------|-----------|-------------|
| | | | | | | | 1 side (W/VA) | 2 sides (W/VA) | | |
| FT2EC4IUCGL18IP | 20m | 65 | 07 | 50 or 500 | MNM | 0.4W / 1.3 VA | 1.6 W / 3.5 VA | 2.5 W / 5.3 VA | FT-BATLL2 | 0.62 |
| FT3EC4IUCGL18IP | 30m | 65 | 07 | 50 or 500 | MNM | 0.4W / 1.3 VA | 2.3 W / 5 VA | 3.9 W / 8 VA | FT-BATLL2 | 1.25 |

Exit sign Luminaire

FlexiTech EC CGLine+ (Exit Ceiling)

Accessories



| | | | | |
|--|---|------------------|-------------------|------------------|
| | FTECCC-TSK-50* Tube Suspension Kit 50cm for FlexiTech EC&CC, IP43 | FTECCC-TSK-50-B | FTECCC-TSK-50-DG | FTECCC-TSK-50-S |
| | FTECCC-TSK-150* Tube Suspension Kit 150cm for FlexiTech EC&CC,IP43 | FTECCC-TSK-150-B | FTECCC-TSK-150-DG | FTECCC-TSK-150-S |
| | FT2ECCC-WB* Wall Bracket for FlexiTech EC&CC, 20m, IP43 | FT2ECCC-WB-B | FT2ECCC-WB-DG | FT2ECCC-WB-S |
| | FT3ECCC-WB* Wall Bracket for FlexiTech EC&CC, 30m, IP43 | FT3ECCC-WB-B | FT3ECCC-WB-DG | FT3ECCC-WB-S |
| | Metal cover for FlexiTech EC&CC, 20m | FT2EC-MC-B | FT2EC-MC-DG | FT2EC-MC-S |
| | Metal cover for FlexiTech EC&CC, 30m | FT3EC-MC-B | FT3EC-MC-DG | FT3EC-MC-S |
| | E-Wiring Set-IP Wiring Set IP65, SC & CPS luminaires | | | |
| | *To ensure IP65 protection rate, use waterproof connection kit: E-Wiring Set-IP. This set is composed of terminal blocks for one luminaire (SC or CPS), offering in and out wiring possibility. | | | |
| | FTECCC-CF Chain fastening for FlexiTech EC&CC | | | |
| | FT1SU-RP Renovation Plate for FlexiTech EC | | | |
| | EMN Eaton Magnet for configuration and tests | | | |
| | FT-BATLL2 Battery LiFePO4 long life, 3,2V / 1500mAh | | | |
| | FT2-4I Set of 4 pictos for FlexiTech EC, 20m (D, L, R, U), ISO format | | | |
| | FT3-4I Set of 4 pictos for FlexiTech EC, 30m (D, L, R, U), ISO format | | | |

Pictograms



| | | | |
|--|--------------------|--------------------|---|
| | FT2EWEC-PICTO-UR | FT3EWEC-PICTO-UR | Picto, ISO7010-E002 U/R, Exit Up Right |
| | FT2EWEC-PICTO-DR | FT3EWEC-PICTO-DR | Picto, ISO7010-E002 D/R, Exit Down Right |
| | FT2EWEC-PICTO-DL | FT3EWEC-PICTO-DL | Picto, ISO7010-E001 D/L, Exit Down Left |
| | FT2EWEC-PICTO-UL | FT3EWEC-PICTO-UL | Picto, ISO7010-E001 U/L, Exit Up Left |
| | FT2EWEC-PICTO-DMD | FT3EWEC-PICTO-DMD | Picto, FDX08-040-3 T28, Man in wheelchair door & arrow down |
| | FT2EWEC-PICTO-DML | FT3EWEC-PICTO-DML | Picto, FDX08-040-3 T28, Man in wheelchair door & arrow left |
| | FT2EWEC-PICTO-DMR | FT3EWEC-PICTO-DMR | Picto, FDX08-040-3 T28, Man in wheelchair door arrow right |
| | FT2EWEC-PICTO-DMU | FT3EWEC-PICTO-DMU | Picto, FDX08-040-3 T28, Man in wheelchair door arrow up |
| | FT2EWEC-PICTO-MP | FT3EWEC-PICTO-MP | Picto, ISO7010-E007, Meeting Point |
| | FT2EWEC-PICTO-CR | FT3EWEC-PICTO-CR | Picto, ISO7010-E003, First-Aid |
| | FT2EWEC-PICTO-FEX | FT3EWEC-PICTO-FEX | Picto, ISO7010-F001, Fire Extinguisher |
| | FT2EWEC-PICTO-FHO | FT3EWEC-PICTO-FHO | Picto, ISO7010-F002, Fire Hose |
| | FT2EWEC-PICTO-INFO | FT3EWEC-PICTO-INFO | Picto, ISO7001/P-I PF001, INFO |
| | FT2EWEC-PICTO-WC | FT3EWEC-PICTO-WC | Picto, ISO7001/P-I PF003, WC |