

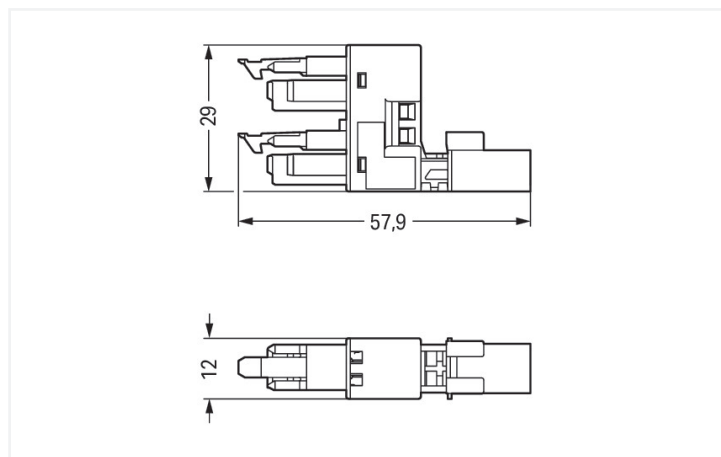

## Data Sheet | Item Number: 890-1684

h-distribution connector; 2-pole; Cod. A; 1 input; 2 outputs; outputs on one side; 2 locking levers; white

<https://www.wago.com/890-1684>



Color: ■ white



Dimensions in mm

Distribution connector *WINSTA*® MINI with protection type IP20

The *WINSTA*® MINI distribution connector rated current 16 A supports fast, reliable installation. Whether on PCBs, in control cabinets or for connecting lights – pluggable installation connectors from WAGO allow you to establish connections according to an enormous variety of requirements in next to no time. For greater protection in electrical installations, the pluggable installation connector is provided with mechanical protection against mismatching. The *WINSTA*® MINI pluggable installation connector with A coding in white or black is normally used for general mains applications in power distribution. *WINSTA*® MINI follows the trend towards miniaturisation. Our smallest pluggable connection system is very good for lights, for example, since due to LED technology, these offer significantly less space for the connection technology.

Push-in CAGE CLAMP® spring pressure connection technology – pluggable installation instead of laborious screw connections!

The *WINSTA*® Pluggable Connection System is perfectly tailored to the very strict requirements of building installation. It makes electrical installation pluggable, and therefore faster, even more reliable, and error-free. Using this pre-assembled system reduces time spent on assembly and installation errors at the construction site. Enjoy the benefits of the pluggable version of our maintenance-free spring pressure connection technology too! Plan your installation with with marking from WAGO.

- effective protection against mismatching
- compact design for conductors with a cross-section up to 1.5 mm<sup>2</sup>
- with A coding for use in many general mains applications
- custom-engineered solutions

- fast, secure installation

### Electrical data

Ratings per	IEC/EN 60664-1			Approvals per	UL 1977
Overvoltage category	III	III	II	Rated voltage	600 V
Pollution degree	3	2	2	Rated current	14 A
Nominal voltage	250 V	-	-		
Rated impulse withstand voltage	4 kV	-	-		
Rated current	16 A	-	-		

### General information

Note on contact resistance	approx. 1 mΩ of contact resistance approx. 0.25 mΩ contact transition plug/ socket
----------------------------	--

### Connection Data

Total number of potentials	2	<b>Connection 1</b>	
		Pole number	2

### Physical data

Pin spacing	4.4 mm / 0.173 inches
Width	12 mm / 0.472 inches
Height	29 mm / 1.142 inches
Depth	57.85 mm / 2.278 inches

### Mechanical data

Use	General mains applications
Coding	A
Variable coding	No
Marking	L N
Potential marking	L N
Mating force of a plug-in connection	Approx. 20 ... 70 N (depending on pole number)
Retention force of a plug-in connection	When locked: > 80 N
Unmating force of a plug-in connection	Unlocked: approx. 20 ... 70 N (depending on pole number)
Number of mating cycles	200, without resistive load
Type of distribution box	h-distribution connector, outputs at one end
Protection type	IP20; IP40 when mated

### Plug-in connection

Mismating protection	Yes
Note on mismating protection	All <i>WINSTA</i> ® components are 100% protected against mismating when: a.) plugging different numbers of poles b.) plugging while rotated 180 c.) plugging while laterally staggered d.) plugging one pole
Locking lever	Yes
Locking of plug-in connection	Locking lever
Note on locking system	All connectors for mounted installations (snap-in versions for lighting fixtures or devices, all types of PCB and distribution connectors) are factory-equipped with locking levers to ensure plugs and sockets are securely locked. Additional locking levers are only required for flying leads (plug/socket).
Number of locking levers	2

### Material data

Note (material data)	<a href="#">Information on material specifications can be found here</a>
Color	white
Material group	I
Insulation material (main housing)	Polyamide (PA66)
Flammability class per UL94	V0
Contact material	Copper or copper alloy; surface-treated
Contact Plating	Tin
Fire load	0.212 MJ
Weight	9.9 g

### Environmental requirements

Processing temperature	-5 ... +40 °C
Continuous operating temperature	-35 ... +85 °C
Note on continuous operating temperature	Insulating parts for temperatures ≤ 105 °C

### Commercial data

Product Group	20 (Winsta)
PU (SPU)	50 pcs
Packaging type	Box
Country of origin	DE
GTIN	4045454404420
Customs tariff number	85366990990

### Product Classification

UNSPSC	39121402
eCl@ss 10.0	27-44-06-03
eCl@ss 9.0	27-44-06-03
ETIM 9.0	EC002567
ETIM 10.0	EC002567
ECCN	NO US CLASSIFICATION

### Environmental Product Compliance

RoHS Compliance Status	Compliant, No Exemption
------------------------	-------------------------

### Approvals / Certificates

#### General approvals



Approval	Standard	Certificate Name
CCA DEKRA Certification B.V.	EN 61535	71-123231
CCA DEKRA Certification B.V.	IEC 61535	NL-85020
cURus Underwriters Laboratories Inc.	UL 1977	E45171

#### Declarations of conformity and manufacturer's declarations

Approval	Standard	Certificate Name
EU-Declaration of Confor- mity WAGO GmbH & Co. KG	-	-
UK-Declaration of Confor- mity WAGO GmbH & Co. KG	-	-

Approvals for marine applications



Approval	Standard	Certificate Name
ABS American Bureau of Ship- ping	Steel Vessel Rules	24-0095973-PDA
DNV GL Det Norske Veritas, Ger- manischer Lloyd	-	TAE00001Z6
LR Lloyds Register	EN 61535	LR23317167TA
PRS Polski Rejestr Statków	-	TE/1096/880590/23

Downloads

Environmental Product Compliance

Compliance Search	
Environmental Product Compliance 890-1684	↓

Documentation

Bid Text			
890-1684	19.02.2019	xml 2.78 KB	↓
890-1684	20.11.2014	doc 22.50 KB	↓

CAD/CAE-Data

CAD data	
2D/3D Models 890-1684	↓

CAE data	
EPLAN Data Portal 890-1684	↓
WSCAD Universe 890-1684	↓
ZUKEN Portal 890-1684	↓

## 1 Compatible Products

### 1.1 System counterpart

#### 1.1.1 Cable assembly



**Item No.: 891-8992/205-102**

pre-assembled connecting cable; Eca; Plug/open-ended; 2-pole; Cod. A; H05VV-F 2 x 1.0 mm<sup>2</sup>; 1 m; 1,00 mm<sup>2</sup>; white

**Item No.: 891-8992/105-102**

pre-assembled connecting cable; Eca; Socket/open-ended; 2-pole; Cod. A; H05VV-F 2 x 1.0 mm<sup>2</sup>; 1 m; 1,00 mm<sup>2</sup>; white

**Item No.: 891-8992/005-102**

pre-assembled interconnecting cable; Eca; Socket/plug; 2-pole; Cod. A; H05VV-F 2 x 1.0 mm<sup>2</sup>; 1 m; 1,00 mm<sup>2</sup>; white

#### 1.1.2 Female connector/socket



**Item No.: 890-222**

Socket; 2-pole; Cod. A; 1,50 mm<sup>2</sup>; white

**Item No.: 890-122**

Socket; with strain relief housing; 2-pole; Cod. A; 1,50 mm<sup>2</sup>; white

#### 1.1.3 Male connector/plug



**Item No.: 890-232**

Plug; 2-pole; 1,50 mm<sup>2</sup>; white

**Item No.: 890-132**

Plug; with strain relief housing; 2-pole; 1,50 mm<sup>2</sup>; white

## 1.2 Optional Accessories

### 1.2.1 Installation

#### 1.2.1.1 Mounting accessories



**Item No.: 890-1622**


Mounting plate; 2-pole; for distribution connectors; black

**Item No.: 890-1672**

Mounting plate; 2-pole; for distribution connectors; white

## Installation Notes

### Installation



Secure the mounting plate via pins.