

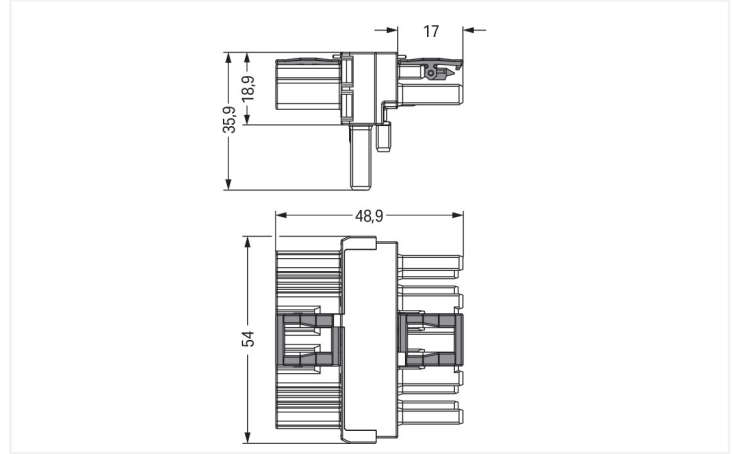
Data Sheet | Item Number: 770-1641

T-distribution connector; 5-pole; Cod. B; 1 input; 2 outputs; 2 locking levers; gray

<https://www.wago.com/770-1641>



Color: ■ gray



Dimensions in mm

Distribution connector *WINSTA*® MIDI rated current 25 A

For signal and power transmission: The *WINSTA*® MIDI distribution connector with locking latch. Our pluggable installation connectors with spring pressure connection technology work entirely without screw connections. They allow flexible, error-free installation in a large number of applications. For greater protection in electrical installations, the pluggable installation connector is equipped with mechanical protection against mismatching. The pluggable installation connector is protected against ingress by solid objects in accordance with protection type IP20 (When mated: IP2xC (These compact connectors are not designed for use in open, easily accessible areas!)). Solutions like the *WINSTA*® MIDI pluggable installation connectors with B coding are appropriate for applications related to process control, such as for lighting or in data networks. This pluggable installation connector is used for electrical currents up to 25 A. Thus the product is also suitable for high power loads. The *WINSTA*® MIDI Pluggable Connection System with Push-in *CAGE CLAMP*® spring pressure connection technology facilitates safe electrification. Thanks to the built-in test slot, it is possible to check connections even when they are plugged in. This saves time, labor, and money.

Push-in *CAGE CLAMP*® spring pressure connection technology – pluggable installation instead of laborious screw connections!

The *WINSTA*® Pluggable Connection System is perfectly tailored to the very strict requirements of building installation. It makes electrical installation pluggable, and therefore faster, even more reliable, and error-free. Use of this pre-assembled system decreases time spent on assembly and installation errors at the construction site. Now you can also reduce installation expenses without compromising quality and safety: with protection type IP20 reduces the need for servicing and prevents unnecessary downtime.

- effective protection against mismatching
- simple circuits
- with B coding for use in automation of processes, such as lighting technology, among other examples
- custom-engineered solutions
- quick replacement of defective units during ongoing operation

Notes

Variants:

Other pole markings

Other versions (or variants) can be requested from WAGO Sales or configured at <https://configurator.wago.com/>.

Electrical data

Ratings per	IEC/EN 60664-1		
Overvoltage category	III	III	II
Pollution degree	3	2	2
Nominal voltage	400 V	-	-
Rated impulse withstand voltage	6 kV	-	-
Rated current	25 A	-	-

Ratings per IEC/EN – Notes

Rated current (note)	25 A for 3-pole load 20 A for 4- and 5-pole load
----------------------	---

Approvals per

UL 1977

Rated voltage	600 V
Rated current	23 A

General information

Note on contact resistance	approx. 1 mΩ of contact resistance approx. 0.25 mΩ contact transition plug/ socket
----------------------------	--

Connection Data

Total number of potentials	5
----------------------------	---

Connection 1

Pole number	5
-------------	---

Physical data

Pin spacing	10 mm / 0.394 inches
Width	54 mm / 2.126 inches
Height	35.9 mm / 1.413 inches
Depth	48.9 mm / 1.925 inches

Mechanical data

Use	Control technology
Coding	B
Marking	5 4 3 2 1
Potential marking	1 2 3 4 5
Mating force of a plug-in connection	Approx. 20 ... 70 N (depending on pole number)
Retention force of a plug-in connection	When locked: > 80 N
Unmating force of a plug-in connection	Unlocked: approx. 20 ... 70 N (depending on pole number)
Number of mating cycles	200, without resistive load
Type of distribution box	T-distribution connector
Protection type	IP20; When mated: IP2xC (These compact connectors are not designed for use in open, easily accessible areas!)

Plug-in connection

Mismating protection	Yes
Note on mismating protection	All <i>WINSTA</i> ® components are 100% protected against mismating when: a.) plugging different numbers of poles b.) plugging while rotated 180 c.) plugging while laterally staggered d.) plugging one pole
Locking lever	Yes
Locking of plug-in connection	Locking lever
Note on locking system	All connectors for mounted installations (snap-in versions for lighting fixtures or devices, all types of PCB and distribution connectors) are factory-equipped with locking levers to ensure plugs and sockets are securely locked. Additional locking levers are only required for flying leads (plug/socket).
Number of locking levers	2

Material data

Note (material data)	Information on material specifications can be found here
Color	gray
Insulation material (main housing)	Polyamide (PA66)
Flammability class per UL94	V0
Contact material	Copper or copper alloy; surface-treated
Contact Plating	Tin
Fire load	0.528 MJ
Weight	26.2 g

Environmental requirements

Processing temperature	-5 ... +40 °C
Continuous operating temperature	-35 ... +85 °C
Note on continuous operating temperature	Insulating parts for temperatures ≤ 105 °C

Commercial data

Product Group	20 (Winsta)
PU (SPU)	50 pcs
Packaging type	Box
Country of origin	DE
GTIN	4050821702153
Customs tariff number	85366990990

Product Classification

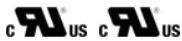
UNSPSC	39121409
eCl@ss 10.0	27-44-06-03
eCl@ss 9.0	27-44-06-03
ETIM 9.0	EC002567
ETIM 10.0	EC002567
ECCN	NO US CLASSIFICATION

Environmental Product Compliance

RoHS Compliance Status	Compliant, No Exemption
------------------------	-------------------------

Approvals / Certificates

General approvals



Approval	Standard	Certificate Name
cURus Underwriters Laboratories Inc.	UL 1977	E45171
cURus Underwriters Laboratories Inc.	UL 1059	E 45172

Downloads

Environmental Product Compliance

Compliance Search

Environmental Product Compliance 770-1641



Documentation

Bid Text

770-1641	19.02.2019	xml 2.71 KB	
770-1641	12.03.2015	doc 23.00 KB	

CAD/CAE-Data

CAD data

2D/3D Models
770-1641



CAE data


WSCAD Universe
770-1641



1 Compatible Products

1.1 System counterpart

1.1.1 Cable assembly



Item No.: 771-9995/205-103

pre-assembled connecting cable; Eca; Plug/open-ended; 5-pole; Cod. B; (H) 05VV-F 5x1,0 mm²; 1 m; 1,00 mm²; gray

Item No.: 771-9995/105-103

pre-assembled connecting cable; Eca; Socket/open-ended; 5-pole; Cod. B; (H) 05VV-F 5x1,0 mm²; 1 m; 1,00 mm²; gray

Item No.: 771-9995/005-103

pre-assembled interconnecting cable; Eca; Socket/plug; 5-pole; Cod. B; (H)05VV-F 5x1,0 mm²; 1 m; 1,00 mm²; gray

1.1.2 Female connector/socket



Item No.: 770-245

Socket; 5-pole; Cod. B; 4,00 mm²; gray

1.1.3 Male connector/plug



Item No.: 770-255

Plug; 5-pole; Cod. B; 4,00 mm²; gray

1.2 Optional Accessories

1.2.1 Cover

1.2.1.1 Cover



Item No.: 770-201

Lockout cap; 12-pole, separable; for sockets; Plastic; black



Item No.: 770-221

Lockout cap; 12-pole, separable; for sockets; Plastic; white



Item No.: 770-360

Lockout cap; for plugs; 5-pole; separable; yellow

1.2.2 Installation

1.2.2.1 Mounting accessories

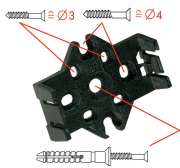


Item No.: 770-354

Mounting plate; 2- to 5-pole; for distribution connectors; silver-colored

Installation Notes

Installation




Mounting plates can be secured using commercially available screws or nail-drive anchors.



The distribution connectors snap together when attached to the mounting plate.



To release the distribution connector, unlock the latch using a screwdriver.



All distribution connector connections are locked and protected against accidental disconnection directly after mating. Locking of any connection is released using a screwdriver, even if all connections are used.