


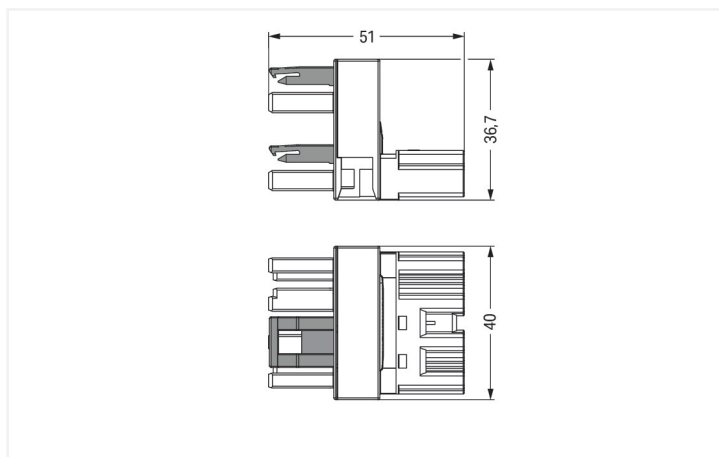
## Data Sheet | Item Number: 770-1683

h-distribution connector; 4-pole; Cod. B; 1 input; 2 outputs; outputs on one side; 2 locking levers; pink

<https://www.wago.com/770-1683>



Color: ■ pink



Dimensions in mm

### Distribution connector *WINSTA*® MIDI 4-pole

Use effective pluggable connections instead of laborious screw connections: With the *WINSTA*® MIDI distribution connector with protection against mismatching. Whether on PCBs, in control cabinets or for connecting lights – pluggable installation connectors from WAGO allow you to establish connections according to many different requirements in no time flat. For greater security in electrical installations, the pluggable installation connector is equipped with mechanical protection against mismatching. The pluggable installation connector is protected against ingress by solid objects in accordance with protection type IP20 (When mated: IP2xC (These compact connectors are not designed for use in open, easily accessible areas!)). B coding enables the *WINSTA*® MIDI pluggable installation connectors to be used for application control in automation, mechanical engineering and robotics. This pluggable installation connector is used for electrical currents up to 25 A. Thus the product is especially suitable for high power loads. Our *WINSTA*® MIDI product line achieves flexibility for the installation of applications. With its Push-in CAGE CLAMP® spring pressure connection technology, it guarantees time-saving, error-free installation and offers flexibility for meeting all installation requirements.

Push-in CAGE CLAMP® spring pressure connection technology – pluggable installation instead of laborious screw connections!

*WINSTA*® is the pluggable connection system that is perfectly tailored to the strict requirements of electrical installation. It ensures fast, secure and, above all, error-free installation of components and cables. Now you can also cut installation expenses without compromising safety and quality: with protection type IP20 eliminates the need for servicing and prevents unnecessary downtime.

- protection against mismatching eliminates errors
- simple circuits

- with B coding for use in automation of processes, such as lighting technology, among other examples
- exact dimensions
- fast, secure installation

## Notes

Variants:	Other pole markings Other versions (or variants) can be requested from WAGO Sales or configured at <a href="https://configurator.wago.com/">https://configurator.wago.com/</a> .
-----------	---

## Electrical data

Ratings per	IEC/EN 60664-1		
Overvoltage category	III	III	II
Pollution degree	3	2	2
Nominal voltage	400 V	-	-
Rated impulse withstand voltage	6 kV	-	-
Rated current	25 A	-	-

## Ratings per IEC/EN – Notes

Rated current (note)	25 A for 3-pole load 20 A for 4-pole load
----------------------	--

## Approvals per

### UL 1977

Rated voltage	600 V
Rated current	23 A

## General information

Note on contact resistance	approx. 1 mΩ of contact resistance approx. 0.25 mΩ contact transition plug/ socket
----------------------------	--

## Connection Data

Total number of potentials	4
----------------------------	---

## Connection 1

Pole number	4
-------------	---

## Physical data

Pin spacing	10 mm / 0.394 inches
Width	40 mm / 1.575 inches
Height	36.7 mm / 1.445 inches
Depth	51 mm / 2.008 inches

## Mechanical data

Use	Control technology
Coding	B
Marking	1 2 3 4
Potential marking	1 2 3 4
Mating force of a plug-in connection	Approx. 20 ... 70 N (depending on pole number)
Retention force of a plug-in connection	When locked: > 80 N
Unmating force of a plug-in connection	Unlocked: approx. 20 ... 70 N (depending on pole number)
Number of mating cycles	200, without resistive load
Type of distribution box	h-distribution connector, outputs at one end
Protection type	IP20; When mated: IP2xC (These compact connectors are not designed for use in open, easily accessible areas!)

### Plug-in connection

Mismating protection	Yes
Note on mismating protection	All WINSTA® components are 100% protected against mismating when: a.) plugging different numbers of poles b.) plugging while rotated 180 c.) plugging while laterally staggered d.) plugging one pole
Locking lever	Yes
Locking of plug-in connection	Locking lever
Note on locking system	All connectors for mounted installations (snap-in versions for lighting fixtures or devices, all types of PCB and distribution connectors) are factory-equipped with locking levers to ensure plugs and sockets are securely locked. Additional locking levers are only required for flying leads (plug/socket).
Number of locking levers	2

### Material data

Note (material data)	<a href="#">Information on material specifications can be found here</a>
Color	pink
Insulation material (main housing)	Polyamide (PA66)
Flammability class per UL94	V0
Contact material	Copper or copper alloy; surface-treated
Contact Plating	Tin
Fire load	0.564 MJ
Weight	32 g

### Environmental requirements

Processing temperature	-5 ... +40 °C
Continuous operating temperature	-35 ... +85 °C
Note on continuous operating temperature	Insulating parts for temperatures ≤ 105 °C

### Commercial data

Product Group	20 (Winsta)
PU (SPU)	50 pcs
Packaging type	Box
Country of origin	DE
GTIN	4050821687641
Customs tariff number	85366990990

### Product Classification

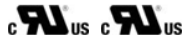
UNSPSC	39121406
eCl@ss 10.0	27-44-06-03
eCl@ss 9.0	27-44-06-03
ETIM 9.0	EC002567
ETIM 10.0	EC002567
ECCN	NO US CLASSIFICATION

**Environmental Product Compliance**

RoHS Compliance Status Compliant, No Exemption

**Approvals / Certificates**

**General approvals**



Approval	Standard	Certificate Name
cURus Underwriters Laboratories Inc.	UL 1977	E45171
cURus Underwriters Laboratories Inc.	UL 1059	E 45172

**Downloads**

**Environmental Product Compliance**

Compliance Search

Environmental Product Compliance 770-1683	↓
---	---

**Documentation**

Bid Text

Item	Date	File Type / Size	Action
770-1683	19.02.2019	xml 2.78 KB	↓
770-1683	12.03.2015	doc 23.00 KB	↓

**CAD/CAE-Data**

CAD data

2D/3D Models 770-1683	↓
--------------------------	---

CAE data

WSCAD Universe 770-1683	↓
ZUKEN Portal 770-1683	↓

## 1 Compatible Products

### 1.1 System counterpart

#### 1.1.1 Cable assembly



**Item No.: 771-9994/205-107**  
pre-assembled connecting cable; Eca; Plug/open-ended; 4-pole; Cod. B; Control cable 4 x 1.0 mm<sup>2</sup>; 1 m; 1,00 mm<sup>2</sup>; pink



**Item No.: 771-9994/105-107**  
pre-assembled connecting cable; Eca; Socket/open-ended; 4-pole; Cod. B; Control cable 4 x 1.0 mm<sup>2</sup>; 1 m; 1,00 mm<sup>2</sup>; pink



**Item No.: 771-9994/005-107**  
pre-assembled interconnecting cable; Eca; Socket/plug; 4-pole; Cod. B; Control cable 4 x 1.0 mm<sup>2</sup>; 1 m; 1,00 mm<sup>2</sup>; pink

#### 1.1.2 Female connector/socket



**Item No.: 770-284**  
Socket; 4-pole; Cod. B; pink

#### 1.1.3 Male connector/plug



**Item No.: 770-294**  
Plug; 4-pole; Cod. B; pink

## 1.2 Optional Accessories

### 1.2.1 Cover

#### 1.2.1.1 Cover



**Item No.: 770-201**  
Lockout cap; 12-pole, separable; for sockets; Plastic; black



**Item No.: 770-221**  
Lockout cap; 12-pole, separable; for sockets; Plastic; white



**Item No.: 770-360**  
Lockout cap; for plugs; 5-pole; separable; yellow

### 1.2.2 Installation

#### 1.2.2.1 Mounting accessories



**Item No.: 770-624**  
Mounting plate; 4-pole; for distribution connectors; Plastic; black



**Item No.: 770-674**  
Mounting plate; 4-pole; for distribution connectors; Plastic; white

## Installation Notes

### Installation



Mounting plates can be secured using commercially available screws or nail-drive anchors.



The distribution connectors snap together when attached to the mounting plate.



To release the distribution connector, unlock the latch using a screwdriver.



All distribution connector connections are locked and protected against accidental disconnection directly after mating. Locking of any connection is released using a screwdriver, even if all connections are used.