

Data Sheet | Item Number: 869-324

2-conductor terminal block; without push-buttons; suitable for Ex i applications; without snap-in mounting foot; 1-pole; 2.5 mm²; CAGE CLAMP®; 2,50 mm²; blue

<https://www.wago.com/869-324>



Color: ■ blue

Notes

Safety information	Max. insulation diameter: 4.4 mm
--------------------	----------------------------------

Electrical data

Ratings per IEC/EN

Nominal voltage (III/3)	500 V
Rated impulse voltage (III/3)	6 kV
Rated current	24 A
Legend (ratings)	(III / 3) Δ Overvoltage category III / Pollution degree 3

Connection data

Connection points	2
Total number of potentials	1
Number of levels	1

Connection 1	
Connection technology	CAGE CLAMP®
Actuation type	Operating tool
Connectable conductor materials	Copper
Solid conductor	0.08 ... 2.5 mm² / 28 ... 12 AWG
Fine-stranded conductor	0.08 ... 4 mm² / 28 ... 12 AWG
Fine-stranded conductor; with insulated ferrule	0.08 ... 1.5 mm² / 28 ... 14 AWG
Strip length	6 ... 7 mm / 0.24 ... 0.28 inches
Wiring direction	Front-entry wiring



Physical data	
Width	5 mm / 0.197 inches
Height from the surface	27.6 mm / 1.087 inches
Depth	33.4 mm / 1.315 inches




Mechanical data	
Design	horizontal type
Marking level	Side marking

Material data	
Note (material data)	Information on material specifications can be found here
Color	blue
Material group	I
Insulation material	Polyamide (PA66)
Flammability class per UL94	V0
Fire load	0.087 MJ
Halogen-free	Yes
Weight	4 g

Commercial data	
eCl@ss 10.0	27-14-11-06
eCl@ss 9.0	27-14-11-06
ETIM 8.0	EC001284
ETIM 7.0	EC001284
PU (SPU)	100 pcs
Packaging type	Box
Country of origin	DE
GTIN	4044918480161
Customs tariff number	85369010000

Environmental Product Compliance	
RoHS Compliance Status	Compliant,No Exemption

Approvals / Certificates

General approvals			Declarations of conformity and manufacturer's declarations		
  					
Approval	Standard	Certificate Name	Approval	Standard	Certificate Name
CCA DEKRA Certification B.V.	EN 60947	2143311.02	EU-Declaration of Confor- mity WAGO GmbH & Co. KG	-	-
CCA DEKRA Certification B.V.	EN 60947	NTR NL 6827/A1	UK-Declaration of Confor- mity WAGO GmbH & Co. KG	-	-
UL UL International Germany GmbH	UL 1059	E45172			



Approvals for marine applications



Approval	Standard	Certificate Name
ABS American Bureau of Ship- ping	EN 60947	20-HG1941090-PDA
DNV GL Det Norske Veritas, Ger- manischer Lloyd	-	TAE00001V2

Downloads

Environmental Product Compliance

Compliance Search
Environmental Product Compliance 869-324



Documentation

Additional Information
Technical Section

pdf
2240.62 KB



Bid Text
869-324
19.02.2019
xml 3.40 KB
869-324
13.06.2017
doc 24.50 KB



CAD/CAE-Data

CAD data
2D/3D Models 869-324



CAE data
EPLAN Data Portal 869-324
WSCAD Universe 869-324
ZUKEN Portal 869-324



1 Compatible Products

1.1 System counterpart

1.1.1 Through terminal block



Item No.: 869-304
2-conductor end terminal block; without push-buttons; suitable for Ex i applica-
tions; with fixing flange M3; 1-pole; for
screw or similar mounting types; Fixing
hole 3.2 mm Ø; 2.5 mm²; CAGE CLAMP®;
2,50 mm²; blue



Item No.: 869-354
2-conductor end terminal block; without push-buttons; suitable for Ex i applica-
tions; with fixing flange M4; 1-pole; for
screw or similar mounting types; Fixing
hole 3.2 mm Ø; 2.5 mm²; CAGE CLAMP®;
2,50 mm²; blue



Item No.: 869-334
2-conductor end terminal block; without push-buttons; suitable for Ex i applica-
tions; with snap-in mounting foot; 1-pole;
for plate thickness 0.6 - 1.2 mm; Fixing
hole 3.5 mm Ø; 2.5 mm²; CAGE CLAMP®;
2,50 mm²; blue









Item No.: 869-314
2-conductor terminal block; without push-
buttons; suitable for Ex i applications; with
snap-in mounting foot; 1-pole; for plate
thickness 0.6 - 1.2 mm; Fixing hole 3.5
mm Ø; 2.5 mm²; CAGE CLAMP®; 2,50
mm²; blue



1.2 Required Accessories

1.2.1 End plate













1.2.1.1 End plate

			
Item No.: 869-378 End plate; for terminal blocks with snap-in mounting foot; 2.5 mm thick; blue	Item No.: 869-375 End plate; for terminal blocks with snap-in mounting foot; 2.5 mm thick; gray	Item No.: 869-379 End plate; for terminal blocks with snap-in mounting foot; 2.5 mm thick; green-yellow	Item No.: 869-377 End plate; for terminal blocks with snap-in mounting foot; 2.5 mm thick; light gray
			
Item No.: 869-388 End plate; with fixing flange M3; 2.5 mm thick; blue	Item No.: 869-385 End plate; with fixing flange M3; 2.5 mm thick; gray	Item No.: 869-389 End plate; with fixing flange M3; 2.5 mm thick; green-yellow	Item No.: 869-387 End plate; with fixing flange M3; 2.5 mm thick; light gray
			
Item No.: 869-398 End plate; with fixing flange M4; 2.5 mm thick; blue	Item No.: 869-395 End plate; with fixing flange M4; 2.5 mm thick; gray	Item No.: 869-399 End plate; with fixing flange M4; 2.5 mm thick; green-yellow	Item No.: 869-397 End plate; with fixing flange M4; 2.5 mm thick; light gray

1.3 Optional Accessories




1.3.1 Ferrule

1.3.1.1 Ferrule

			
Item No.: 216-321 Ferrule; Sleeve for 0.25 mm ² / AWG 24; insulated; electro-tin plated; yellow	Item No.: 216-131 Ferrule; Sleeve for 0.25 mm ² / AWG 24; uninsulated; electro-tin plated; silver-colored	Item No.: 216-322 Ferrule; Sleeve for 0.34 mm ² / 22 AWG; insulated; electro-tin plated; light turquoise	Item No.: 216-132 Ferrule; Sleeve for 0.34 mm ² / AWG 24; uninsulated; electro-tin plated
			
Item No.: 216-221 Ferrule; Sleeve for 0.5 mm ² / 20 AWG; insulated; electro-tin plated; white	Item No.: 216-121 Ferrule; Sleeve for 0.5 mm ² / AWG 22; uninsulated; electro-tin plated; silver-colored	Item No.: 216-222 Ferrule; Sleeve for 0.75 mm ² / 18 AWG; insulated; electro-tin plated; gray	Item No.: 216-122 Ferrule; Sleeve for 0.75 mm ² / AWG 20; uninsulated; electro-tin plated; silver-colored
			
Item No.: 216-223 Ferrule; Sleeve for 1 mm ² / AWG 18; insulated; electro-tin plated; red	Item No.: 216-123 Ferrule; Sleeve for 1 mm ² / AWG 18; uninsulated; electro-tin plated; silver-colored	Item No.: 216-224 Ferrule; Sleeve for 1.5 mm ² / AWG 16; insulated; electro-tin plated; black	Item No.: 216-124 Ferrule; Sleeve for 1.5 mm ² / AWG 16; uninsulated; electro-tin plated

1.3.2 Insulation stop

1.3.2.1 Insulation stop

		
Item No.: 280-470 Insulation stop; 0.08 - 0.2 mm ² "s" (0.14 mm ² "f-st"); 5 pieces/strip; white	Item No.: 280-471 Insulation stop; 0.25 - 0.5 mm ² ; 5 pieces/strip; light gray	Item No.: 280-472 Insulation stop; 0.75 - 1 mm ² ; 5 pieces/strip; black

1.3.3 Jumper

1.3.3.1 Jumper



[Item No.: 870-405/011-000](#)



[Item No.: 870-407/011-000](#)



[Item No.: 870-409/011-000](#)



[Item No.: 870-406/020-000](#)
Delta jumper; insulated; light gray



[Item No.: 870-410](#)
Jumper; 10-way; insulated; light gray



[Item No.: 870-402](#)
Jumper; 2-way; insulated; light gray



[Item No.: 870-403](#)
Jumper; 3-way; insulated; light gray



[Item No.: 870-404](#)
Jumper; 4-way; insulated; light gray



[Item No.: 870-405](#)
Jumper; 5-way; insulated; light gray



[Item No.: 870-406](#)
Jumper; 6-way; insulated; light gray



[Item No.: 870-407](#)
Jumper; 7-way; insulated; light gray



[Item No.: 870-408](#)
Jumper; 8-way; insulated; light gray



[Item No.: 870-409](#)
Jumper; 9-way; insulated; light gray



[Item No.: 870-440](#)
Jumper; from 1 to 10; insulated; light gray



[Item No.: 870-433](#)
Jumper; from 1 to 3; insulated; light gray



[Item No.: 870-434](#)
Jumper; from 1 to 4; insulated; light gray



[Item No.: 870-435](#)
Jumper; from 1 to 5; insulated; light gray

1.3.4 Marking

1.3.4.1 Group marker carrier



[Item No.: 870-182](#)
Adaptor; gray



[Item No.: 870-183](#)
Adaptor; gray



[Item No.: 870-184](#)
Adaptor; gray

1.3.4.2 Marker



[Item No.: 2009-145/000-006](#)
Mini-WSB Inline; for Smart Printer; 1700 pieces on roll; stretchable 5 - 5.2 mm; plain; snap-on type; blue



[Item No.: 2009-145/000-007](#)
Mini-WSB Inline; for Smart Printer; 1700 pieces on roll; stretchable 5 - 5.2 mm; plain; snap-on type; gray



[Item No.: 2009-145/000-023](#)
Mini-WSB Inline; for Smart Printer; 1700 pieces on roll; stretchable 5 - 5.2 mm; plain; snap-on type; green



[Item No.: 2009-145/000-012](#)
Mini-WSB Inline; for Smart Printer; 1700 pieces on roll; stretchable 5 - 5.2 mm; plain; snap-on type; orange



[Item No.: 2009-145/000-005](#)
Mini-WSB Inline; for Smart Printer; 1700 pieces on roll; stretchable 5 - 5.2 mm; plain; snap-on type; red



[Item No.: 2009-145/000-024](#)
Mini-WSB Inline; for Smart Printer; 1700 pieces on roll; stretchable 5 - 5.2 mm; plain; snap-on type; violet



[Item No.: 2009-145](#)
Mini-WSB Inline; for Smart Printer; 1700 pieces on roll; stretchable 5 - 5.2 mm; plain; snap-on type; white



[Item No.: 2009-145/000-002](#)
Mini-WSB Inline; for Smart Printer; 1700 pieces on roll; stretchable 5 - 5.2 mm; plain; snap-on type; yellow



[Item No.: 248-501/000-006](#)
Mini-WSB marking card; as card; not stretchable; plain; snap-on type; blue



[Item No.: 248-501/000-007](#)
Mini-WSB marking card; as card; not stretchable; plain; snap-on type; gray



[Item No.: 248-501/000-023](#)
Mini-WSB marking card; as card; not stretchable; plain; snap-on type; green



[Item No.: 248-501/000-017](#)
Mini-WSB marking card; as card; not stretchable; plain; snap-on type; light green



[Item No.: 248-501/000-012](#)
Mini-WSB marking card; as card; not stretchable; plain; snap-on type; orange



[Item No.: 248-501/000-005](#)
Mini-WSB marking card; as card; not stretchable; plain; snap-on type; red



[Item No.: 248-501/000-024](#)
Mini-WSB marking card; as card; not stretchable; plain; snap-on type; violet



[Item No.: 248-501](#)
Mini-WSB marking card; as card; not stretchable; plain; snap-on type; white



[Item No.: 248-501/000-002](#)
Mini-WSB marking card; as card; not stretchable; plain; snap-on type; yellow



[Item No.: 793-5501/000-006](#)
WMB marking card; as card; for terminal block width 5 - 17.5 mm; stretchable 5 - 5.2 mm; plain; snap-on type; blue



[Item No.: 793-5501/000-007](#)
WMB marking card; as card; for terminal block width 5 - 17.5 mm; stretchable 5 - 5.2 mm; plain; snap-on type; gray



[Item No.: 793-5501/000-023](#)
WMB marking card; as card; for terminal block width 5 - 17.5 mm; stretchable 5 - 5.2 mm; plain; snap-on type; green



1.3.4.2 Marker



Item No.: 793-5501/000-017
WMB marking card; as card; for terminal block width 5 - 17.5 mm; stretchable 5 - 5.2 mm; plain; snap-on type; light green



Item No.: 793-5501/000-012
WMB marking card; as card; for terminal block width 5 - 17.5 mm; stretchable 5 - 5.2 mm; plain; snap-on type; orange



Item No.: 793-5501/000-005
WMB marking card; as card; for terminal block width 5 - 17.5 mm; stretchable 5 - 5.2 mm; plain; snap-on type; red



Item No.: 793-5501/000-024
WMB marking card; as card; for terminal block width 5 - 17.5 mm; stretchable 5 - 5.2 mm; plain; snap-on type; violet



Item No.: 793-5501
WMB marking card; as card; for terminal block width 5 - 17.5 mm; stretchable 5 - 5.2 mm; plain; snap-on type; white



Item No.: 793-5501/000-002
WMB marking card; as card; for terminal block width 5 - 17.5 mm; stretchable 5 - 5.2 mm; plain; snap-on type; yellow



Item No.: 793-501/000-006
WMB marking card; as card; not stretchable; plain; snap-on type; blue



Item No.: 793-501/000-007
WMB marking card; as card; not stretchable; plain; snap-on type; gray



Item No.: 793-501/000-023
WMB marking card; as card; not stretchable; plain; snap-on type; green



Item No.: 793-501/000-017
WMB marking card; as card; not stretchable; plain; snap-on type; light green



Item No.: 793-501/000-012
WMB marking card; as card; not stretchable; plain; snap-on type; orange



Item No.: 793-501/000-005
WMB marking card; as card; not stretchable; plain; snap-on type; red



Item No.: 793-501/000-024
WMB marking card; as card; not stretchable; plain; snap-on type; violet

Item No.: 793-501
WMB marking card; as card; not stretchable; plain; snap-on type; white



Item No.: 793-501/000-002
WMB marking card; as card; not stretchable; plain; snap-on type; yellow



Item No.: 2009-115/000-006
WMB-Inline; for Smart Printer; 1500 pieces on roll; stretchable 5 - 5.2 mm; plain; snap-on type; blue



Item No.: 2009-115/000-007
WMB-Inline; for Smart Printer; 1500 pieces on roll; stretchable 5 - 5.2 mm; plain; snap-on type; gray



Item No.: 2009-115/000-023
WMB-Inline; for Smart Printer; 1500 pieces on roll; stretchable 5 - 5.2 mm; plain; snap-on type; green



Item No.: 2009-115/000-017
WMB-Inline; for Smart Printer; 1500 pieces on roll; stretchable 5 - 5.2 mm; plain; snap-on type; light green



Item No.: 2009-115/000-012
WMB-Inline; for Smart Printer; 1500 pieces on roll; stretchable 5 - 5.2 mm; plain; snap-on type; orange



Item No.: 2009-115/000-024
WMB-Inline; for Smart Printer; 1500 pieces on roll; stretchable 5 - 5.2 mm; plain; snap-on type; violet

Item No.: 2009-115
WMB-Inline; for Smart Printer; 1500 pieces on roll; stretchable 5 - 5.2 mm; plain; snap-on type; white



Item No.: 2009-115/000-002
WMB-Inline; for Smart Printer; 1500 pieces on roll; stretchable 5 - 5.2 mm; plain; snap-on type; yellow

1.3.4.3 Marking strip



Item No.: 709-196
Marking strips; for laser printer; translucent



Item No.: 709-177
Marking strips; on reel; 7.5 mm wide; not stretchable; plain; snap-on type; translucent



Item No.: 709-178
Marking strips; on reel; 7.5 mm wide; not stretchable; plain; snap-on type; white

1.3.5 Protective warning marker

1.3.5.1 Cover



Item No.: 280-405
Protective warning marker; for 5 terminal blocks; with high-voltage symbol, black; yellow

1.3.6 Test and measurement

1.3.6.1 Testing accessories



Item No.: 870-427
Spacer module; modular; bridging commoned terminal blocks; gray



Item No.: 870-426
Tap-off module; modular; suitable for 870 Series terminal blocks with jumper slots in the current bar; gray



Item No.: 870-425
Tap-off module; with anti-rotation protection; modular; suitable for 870 Series terminal blocks with jumper slots in the current bar; gray

1.3.7 Tool

1.3.7.1 Operating tool



Item No.: 210-658
Operating tool; Blade: 3.5 x 0.5 mm; with a partially insulated shaft; angled; short; multicoloured



Item No.: 210-720
Operating tool; Blade: 3.5 x 0.5 mm; with a partially insulated shaft; multicoloured



Item No.: 210-657
Operating tool; Blade: 3.5 x 0.5 mm; with a partially insulated shaft; short; multicoloured


Installation Notes

Commoning




Push jumper bars down firmly until fully inserted. When using multipole bars, push alternately on the right and then left side until installed.
Push-in type jumper bars 1 – 3 – 5 – 7 or 1 – – 4 – – 7 upon request

Cover



Protective warning markers (280-405), with a black high-voltage symbol

Marking



WMB markers in Mini-WSB marker slots
Translucent marking strip
Mini-WSB markers

