

Productinformatieblad

Specificaties



Drukknop, Verzonken, Terugvering, Ø22mm, "O", Zwart chroom

ZB4BA232

EAN Code: 3389110887655

Prijs: 8,19 EUR

Hoofd

| | |
|------------------------------------|----------------------------------|
| range of product | Harmony XB4 |
| product or component type | Kop voor niet-verlichte drukknop |
| device short name | ZB4 |
| kraag materiaal | Verchromd metaal |
| bevestigingsdiameter | 22,5 mm |
| verkoop per ondeelbare hoeveelheid | 1 |
| koptype | Standaard |
| vorm van kop signaleringseenheid | Rond |
| type operator | terugverend |
| operator profiel | Zwart verzonken, O (wit) |
| kap/operator of lenskleur | Zwart |

Complementair

| | |
|--------------------------------|--|
| CAD totale breedte | 29 mm |
| CAD totale hoogte | 29 mm |
| CAD totale diepte | 28 mm |
| mechanical durability | 10000000 cycles |
| elektrische samenstellingscode | C1 voor <9 contacten met enkelvoudig blokken in vooraan gemonteerd C2 voor <9 contacten met enkelvoudig en dubbel blokken in vooraan gemonteerd C11 voor <3 contacten met enkelvoudig blokken in vooraan gemonteerd C15 voor <1 contacten met enkelvoudig blokken in vooraan gemonteerd |
| product presentatie | Basisonderdeel |

Omgeving

| | |
|---------------------------------------|---|
| beschermende behandeling | TH |
| ambient air temperature for storage | -40...70 °C |
| ambient air temperature for operation | -40...70 °C |
| overvoltage category | Klasse I conforming to IEC 60536 |
| IP beschermingsgraad | IP66 conform aan IEC 60529 IP67 IP69 IP69K |
| NEMA beschermingsgraad | NEMA 13 NEMA 4X |

De weergegeven prijs is de adviesprijs in euro excl. BTW. Deze kan onderhevig zijn aan korting. Neem contact op met uw lokale distributeur of detailhandel voor de daadwerkelijke prijs

| | |
|-------------------------------|--|
| IK-beschermingsgraad | IK06 conforming to IEC 50102 |
| standards | IEC 60947-5-4 JIS C8201-5-1 UL 508 IEC 60947-5-5 IEC 60947-1 IEC 60947-5-1 CSA C22.2 Nr 14 JIS C8201-1 |
| product certifications | BV CSA DNV LROS (Lloyds register of shipping) UL listed |
| trilling bestendigheid | 5 gn (f= 2...500 Hz) conforming to IEC 60068-2-6 |
| schokbestendigheid | 30 gn (duur = 18 ms) voor halve sinusgolf versnelling conform aan IEC 60068-2-27 50 gn (duur = 11 ms) voor halve sinusgolf versnelling conform aan IEC 60068-2-27 |

Verpakkingseenheid

| | |
|-------------------------------------|-----------|
| Unit Type of Package 1 | PCE |
| Number of Units in Package 1 | 1 |
| Package 1 Height | 3,600 cm |
| Package 1 Width | 4,700 cm |
| Package 1 Length | 5,400 cm |
| Package 1 Weight | 29,000 g |
| Unit Type of Package 2 | S03 |
| Number of Units in Package 2 | 150 |
| Package 2 Height | 30,000 cm |
| Package 2 Width | 30,000 cm |
| Package 2 Length | 40,000 cm |
| Package 2 Weight | 4,797 kg |
| Unit Type of Package 3 | P06 |
| Number of Units in Package 3 | 1200 |
| Package 3 Height | 75,000 cm |
| Package 3 Width | 60,000 cm |
| Package 3 Length | 80,000 cm |
| Package 3 Weight | 48,284 kg |

contractuele waarborg

| | |
|-----------------|-----------|
| Garantie | 18 months |
|-----------------|-----------|

Environmental Data

Schneider Electric wil tegen 2050 de Net Zero-status hebben bereikt via partnerschappen in de toeleveringsketen, materialen met een lagere impact en circulariteit via onze doorlopende campagne "Use Better, Use Longer, Use Again" om de levensduur van producten en de recycleerbaarheid te verlengen.

[Uitleg van Environmental Data](#) >

[Hoe evalueren we de duurzaamheid van producten?](#) >

Milieuoetafdruk

Totale levenscyclus ecologische voetafdruk 1

Milieuprofiel van product (PEP) [Milieuprofiel van het product](#)

Use Better

Materialen en verpakking

Pakket met gerecycleerd karton Ja

Verpakkingen zonder kunststof Ja

[EU-richtlijn RoHS](#)

Voldoet pro-actief (Product valt niet onder de EU RoHS juridische scope)

REACH-regelgeving

[REACH-verklaring](#)

Use Again

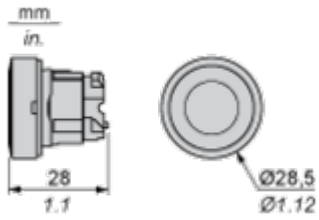
Herverpakken en herfabriceren

Circulair Profiel [Informatie over einde levensduur](#)

Terugname No

Dimensions Drawings

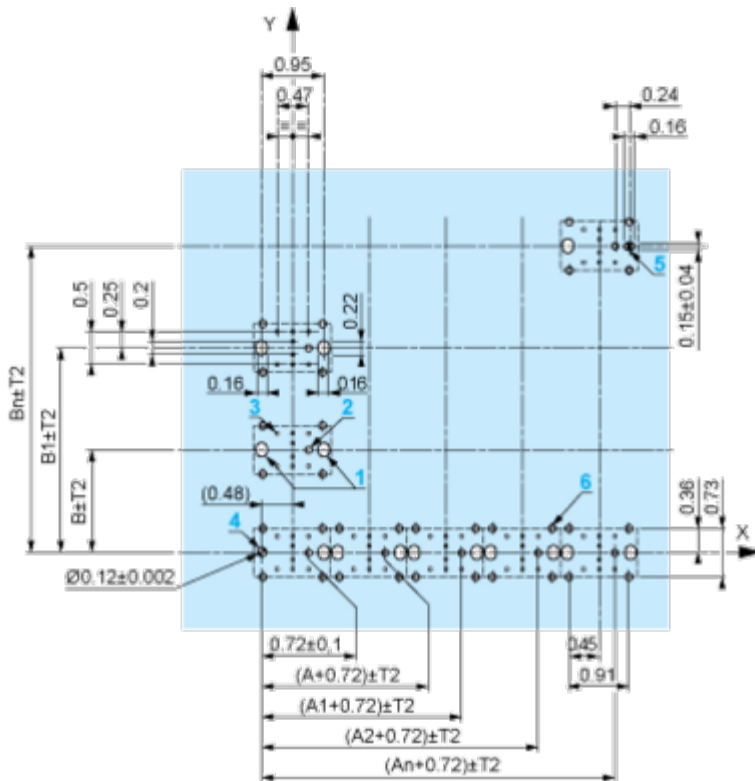
Dimensions



Mounting and Clearance

Panel Cut-out for Pushbuttons, Switches and Pilot Lights (Finished Holes, Ready for Installation)

| Connection by Screw Clamp Terminals or Plug-in Connectors or on Printed Circuit Board | Connection by Faston Connectors |
|---|--|
|  |  |
| <p>(1) Diameter on finished panel or support (2) 40 mm min. / 1.57 in. min. (3) 30 mm min. / 1.18 in. min. (4) $\varnothing 22.5 \text{ mm} / 0.89 \text{ in.}$ recommended ($\varnothing 22.3 \text{ mm}_0^{+0.4} / 0.88 \text{ in.}_0^{+0.016}$) (5) 45 mm min. / 1.78 in. min. (6) 32 mm min. / 1.26 in. min.</p> | |



A: 1.18 in. min.

B: 1.57 in. min.

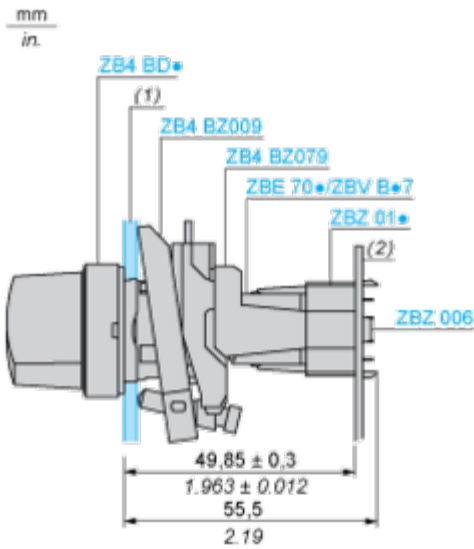
General Tolerances of the Panel and Printed Circuit Board

The cumulative tolerance must not exceed 0.3 mm / 0.012 in: T1 + T2 = 0.3 mm max.

Installation Precautions

- Minimum thickness of circuit board: 1.6 mm / 0.06 in.
- Cut-out diameter: 22.4 mm ± 0.1 / 0.88 in. ± 0.004
- Orientation of body/fixing collar ZB4 BZ009: ± 2° 30' (excluding cut-outs marked a and b).
- Tightening torque of screws ZBZ 006: 0.6 N.m (5.3 lbf.in) max.
- Allow for one ZB4 BZ079 fixing collar/pillar and its fixing screws:
 - every 90 mm / 3.54 in. horizontally (X), and 120 mm / 4.72 in. vertically (Y).
 - with each selector switch head (ZB4 BD*, ZB4 BJ*, ZB4 BG*).

The fixing centers marked a and b are diagonally opposed and must align with those marked 4 and 5.



(1) Panel

(2) Printed circuit board

Mounting of Adapter (Socket) ZBZ 01•

- 1 2 elongated holes for ZBZ 006 screw access
- 2 1 hole $\varnothing 2.4 \text{ mm} \pm 0.05 / 0.09 \text{ in.} \pm 0.002$ for centring adapter ZBZ 01•
- 3 $8 \times \varnothing 1.2 \text{ mm} / 0.05 \text{ in.}$ holes
- 4 1 hole $\varnothing 2.9 \text{ mm} \pm 0.05 / 0.11 \text{ in.} \pm 0.002$, for aligning the printed circuit board (with cut-out marked a)
- 5 1 elongated hole for aligning the printed circuit board (with cut-out marked b)
- 6 4 holes $\varnothing 2.4 \text{ mm} / 0.09 \text{ in.}$ for clipping in adapter ZBZ 01•

Dimensions An + 18.1 relate to the $\varnothing 2.4 \text{ mm} \pm 0.05 / 0.09 \text{ in.} \pm 0.002$ holes for centring adapter ZBZ 01•.

Technical Description

Electrical Composition Corresponding to Code C1



Electrical Composition Corresponding to Code C2



Electrical Composition Corresponding to Codes C9, C11, SF1 and SR1



Electrical Composition Corresponding to Code C15

1 N/O



1 N/C



1 N/O + N/C or 1 N/O + N/O or 1 N/C + N/C



Legend

Single contact



Double contact



Light block

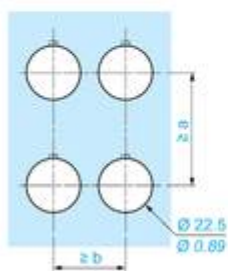
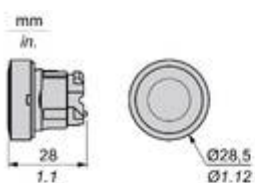


Possible location



Technical Illustration

Dimensions



| | | a (mm) | a (in.) | b (mm) | b (in.) |
|-----------|-----------|--------|---------|--------|---------|
| | | 40 | 1.57 | 30 | 1.18 |
| ZBE..... | ZBV..... | | | | |
| | | 45 | 1.77 | 32 | 1.26 |
| ZBE.....3 | ZBV.....3 | | | | |
| | | 40 | 1.57 | 30 | 1.18 |
| ZBE.....4 | ZBV.....4 | | | | |
| | | 50 | 1.97 | 30 | 1.18 |
| ZBE.....5 | ZBV.....5 | | | | |
| | | 40 | 1.57 | 30 | 1.18 |
| ZBE.....9 | ZBV.....9 | | | | |
| | | 40 | 1.57 | 30 | 1.18 |
| ZBRT● | ZBRV1 | | | | |

Offer Marketing Illustration

Product benefits / Features

Features
Harmony XB4

- Quick and easy assembly and disassembly
- Excellent mechanical connection with operator head
- Various types of connection: screw clamp, connector, Faston connector, spring terminal, or printed circuit board
- Large set of accessories to customize your panels
- Robustness to withstand harsh environments

Offer Marketing Illustration

Product benefits / Features

Technical Benefits

Harmony XB4




Image of product / Alternate images

Alternative

