



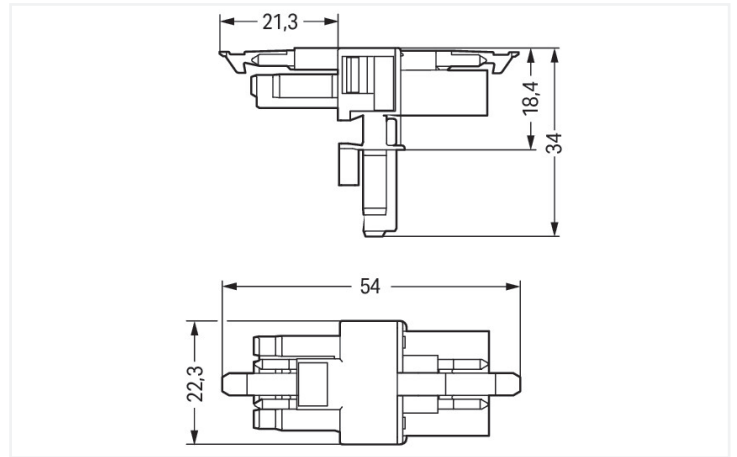

## Data Sheet | Item Number: 890-1632

T-distribution connector; 4-pole; Cod. B; 1 input; 2 outputs; 2 locking levers; light green

<https://www.wago.com/890-1632>



Color: ■ light green



Dimensions in mm

Distribution connector *WINSTA*® MINI rated current 16 A

The *WINSTA*® MINI distribution connector B coding is the pluggable solution for your application in control cabinets, for lighting connections or on PCBs. On PCBs, in control cabinets or for connecting lights – pluggable installation connectors from WAGO allow you to make connections according to an enormous variety of requirements in next to no time. The mechanical coding and color coding of the pluggable installation connector ensure error-free installation of the individual components – including protection against mismatching. Solutions like the *WINSTA*® MINI pluggable installation connectors with B coding are appropriate for applications involving process control, such as for lighting or within data networks. *WINSTA*® MINI is our response to the trend toward miniaturisation. Our smallest pluggable connection system is very good for lights, for instance, since as a result of LED technology; due to complex systems, these offer less and less space for the connection technology.

Push-in *CAGE CLAMP*® spring pressure connection technology – pluggable installation instead of laborious screw connections!

The *WINSTA*® Pluggable Connection System is perfectly tailored to the very strict requirements of building installation. It makes electrical installation pluggable, and therefore more efficient, more reliable, and error-free. Use of this pre-assembled system decreases assembly times and errors during installation at the construction site. Choose durability and quality – with protection type IP20 from WAGO makes the electrical installation of electrical components significantly easier.

- pluggable installation connectors with protection against mismatching
- compact design for conductors with a cross-section up to 1.5 mm<sup>2</sup>
- with B coding for use in process automation, such as lighting technology, for instance

- exact dimensions
- convenient installation and commissioning

## Notes

Variants:	Other pole markings Other versions (or variants) can be requested from WAGO Sales or configured at <a href="https://configurator.wago.com/">https://configurator.wago.com/</a> .
-----------	---

## Electrical data

Ratings per	IEC/EN 60664-1			Ratings per IEC/EN – Notes	
Overvoltage category	III	III	II	Rated current (note)	13 A for 3-pole load 10 A for 4-pole load
Pollution degree	3	2	2		
Nominal voltage	400 V	-	-		
Rated impulse withstand voltage	6 kV	-	-		
Rated current	16 A	-	-		

## Approvals per

### UL 1977

Rated voltage	600 V
Rated current	12 A

## General information

Note on contact resistance	approx. 1 mΩ of contact resistance approx. 0.25 mΩ contact transition plug/socket
----------------------------	--

## Connection Data

Total number of potentials	4	<b>Connection 1</b>	
		Pole number	4

## Physical data

Pin spacing	4.4 mm / 0.173 inches
Width	22.3 mm / 0.878 inches
Height	34 mm / 1.339 inches
Depth	54 mm / 2.122 inches

## Mechanical data

Use	Control technology
Coding	B
Variable coding	No
Marking	4 3 2 1
Potential marking	1 2 3 4
Mating force of a plug-in connection	Approx. 20 ... 70 N (depending on pole number)
Retention force of a plug-in connection	When locked: > 80 N
Unmating force of a plug-in connection	Unlocked: approx. 20 ... 70 N (depending on pole number)
Number of mating cycles	200, without resistive load
Type of distribution box	T-distribution connector
Protection type	IP20; IP40 when mated

### Plug-in connection

Mismating protection	Yes
Note on mismating protection	All WINSTA® components are 100% protected against mismating when: a.) plugging different numbers of poles b.) plugging while rotated 180 c.) plugging while laterally staggered d.) plugging one pole
Locking lever	Yes
Locking of plug-in connection	Locking lever
Note on locking system	All connectors for mounted installations (snap-in versions for lighting fixtures or devices, all types of PCB and distribution connectors) are factory-equipped with locking levers to ensure plugs and sockets are securely locked. Additional locking levers are only required for flying leads (plug/socket).
Number of locking levers	2

### Material data

Note (material data)	<a href="#">Information on material specifications can be found here</a>
Color	light green
Material group	I
Insulation material (main housing)	Polyamide (PA66)
Flammability class per UL94	V0
Contact material	Copper or copper alloy; surface-treated
Contact Plating	Tin
Fire load	0.023 MJ
Weight	10.1 g

### Environmental requirements

Processing temperature	-5 ... +40 °C
Continuous operating temperature	-35 ... +85 °C
Note on continuous operating temperature	Insulating parts for temperatures ≤ 105 °C

### Commercial data

Product Group	20 (Winsta)
PU (SPU)	25 pcs
Packaging type	Box
Country of origin	DE
GTIN	4050821799245
Customs tariff number	85366990990

### Product Classification

UNSPSC	39121406
eCl@ss 10.0	27-44-06-03
eCl@ss 9.0	27-44-06-03
ETIM 9.0	EC002567
ETIM 10.0	EC002567
ECCN	NO US CLASSIFICATION

**Environmental Product Compliance**

RoHS Compliance Status	Compliant, No Exemption
------------------------	-------------------------

**Approvals / Certificates**

**General approvals** **Declarations of conformity and manufacturer's declarations**



Approval	Standard	Certificate Name
CB DEKRA Certification B.V.	IEC 61984	NL-64351
CB DEKRA Certification B.V.	EN 61984	71-112993
cURus Underwriters Laboratories Inc.	UL 1977	E45171
KEMA/KEUR DEKRA Certification B.V.	EN 60320	2148952.04

Approval	Standard	Certificate Name
EU-Declaration of Conformity WAGO GmbH & Co. KG	-	-
UK-Declaration of Conformity WAGO GmbH & Co. KG	-	-

**Approvals for marine applications**



Approval	Standard	Certificate Name
DNV GL Det Norske Veritas, Germanischer Lloyd	-	TAE00001Z6
LR Lloyds Register	EN 61535	LR23317167TA
PRS Polski Rejestr Statków	-	TE/1096/880590/23

**Downloads**

**Environmental Product Compliance**

Compliance Search	
Environmental Product Compliance 890-1632	<a href="#">↓</a>

**Documentation**

Bid Text			
890-1632	19.02.2019	xml 2.73 KB	<a href="#">↓</a>
890-1632	03.12.2014	doc 22.50 KB	<a href="#">↓</a>

### CAD/CAE-Data

#### CAD data

2D/3D Models  
890-1632




#### CAE data

ZUKEN Portal  
890-1632



### Installation Notes

#### Installation



Secure the mounting plate via pins.