



Color: ■ light gray

Similar to illustration

Physical data

Pin spacing	7.5/7.62 mm / 0.295/0.3 inches
-------------	--------------------------------

Mechanical data

Number of items per strip	5
Suitable	for male and female connectors with CAGE CLAMP® or Push-in CAGE CLAMP® connection

Material data

Note (material data)	Information on material specifications can be found here
Color	light gray
Material group	I
Insulation material (main housing)	Polyamide (PA66)
Flammability class per UL94	V0
Fire load	0.007 MJ
Weight	0.2 g



Commercial data

Product Group	3 (Multi Conn. System)
PU (SPU)	200 pcs
Packaging type	Box
Country of origin	DE
GTIN	4017332121200
Customs tariff number	39269097900

Product Classification	
UNSPSC	39121409
eCl@ss 10.0	27-14-11-92
eCl@ss 9.0	27-14-11-92
ETIM 9.0	EC002848
ETIM 10.0	EC002848
ECCN	NO US CLASSIFICATION

Environmental Product Compliance	
RoHS Compliance Status	Compliant, No Exemption

Approvals / Certificates

General approvals			Approvals for marine applications		
					
Approval	Standard	Certificate Name	Approval	Standard	Certificate Name
CSA DEKRA Certification B.V.	C22.2	1466354	LR Lloyds Register	IEC 61984	96/20035 (E5)

Downloads

Environmental Product Compliance	
Compliance Search	
Environmental Product Compliance 231-674	↓

Documentation


Additional Information			
Technical Section	03.04.2019	pdf 2027.26 KB	↓

CAD/CAE-Data

CAD data	
2D/3D Models 231-674	↓

Installation Notes

Installation



The problem: Wiring programmable logic controllers and microprocessor-operated control circuits often relies on very small, fine-stranded conductors. These conductors are highly flexible and deform when pushed against the conductor stop in terminal blocks. As a result, the conductor insulation – not the copper conductor – may be clamped, causing intermittent contact or no contact at all. Common to all terminal block types currently offered, this problem creates unnecessary downtime for troubleshooting.

Insulation stops for connectors reliably ensure proper termination. Insulation stops automatically bundle the cores of fine-stranded conductors when inserted into the clamping unit, preventing splaying. This also limits the conductor entry to a defined cross sectional area – ensuring the actual conductor, not the insulation, will enter the clamping unit.

Insulation stops are available as dividable 5-pole strips for MCS MIDI Male and Female Connectors. Insulation stop usage will not affect the conductor strip lengths for the aforementioned terminal strips.

Insulation stops are not suitable for panel-mount female connectors.