



Material data

Fire load	0 MJ
Weight	35.3 g

Commercial data

Product Group	2 (Terminal Block Accessories)
PU (SPU)	5 (5) pcs
Packaging type	Box
Country of origin	DE
GTIN	4066966600957
Customs tariff number	3403990000

Product Classification

UNSPSC	31201602
eCl@ss 10.0	27-14-11-92
eCl@ss 9.0	27-14-11-92
ETIM 9.0	EC002848
ETIM 8.0	EC002848
ECCN	NO US CLASSIFICATION

Environmental Product Compliance

RoHS Compliance Status	Compliant, No Exemption
------------------------	-------------------------

Downloads

Environmental Product Compliance

Compliance Search

Environmental Product Compliance 249-130



Documentation

Safety Data Sheet

Connection of aluminum conductors

pdf
236.24 KB



Bid Text

249-130

17.05.2017

doc
23.50 KB



249-130

19.02.2019

xml
2.49 KB



CAD/CAE-Data


CAE data

EPLAN Data Portal
249-130



Installation Notes



Application



WAGO Rail-Mount Terminal Blocks (up to 4 mm²/12 AWG)
For each conductor entry: Insert nozzle of the "Alu-Plus" syringe in every open conductor entry hole (one after the other).

Press plunger down **until "Alu-Plus" has filled all conductor entry holes.**

Application





WAGO Lighting Connectors
Push nozzle of the "Alu-Plus" syringe first into the circular entry and then into the square conductor entry hole of the WAGO Lighting Connector.

Press the plunger down **until "Alu-Plus" has filled both entry holes.**

Note: Not suitable for higher temperature applications!

Application



1. Push nozzle of the "Alu-Plus" syringe into every open conductor entry hole (one after the other).

2. Press plunger down until "Alu-Plus" has filled all conductor entry holes.